

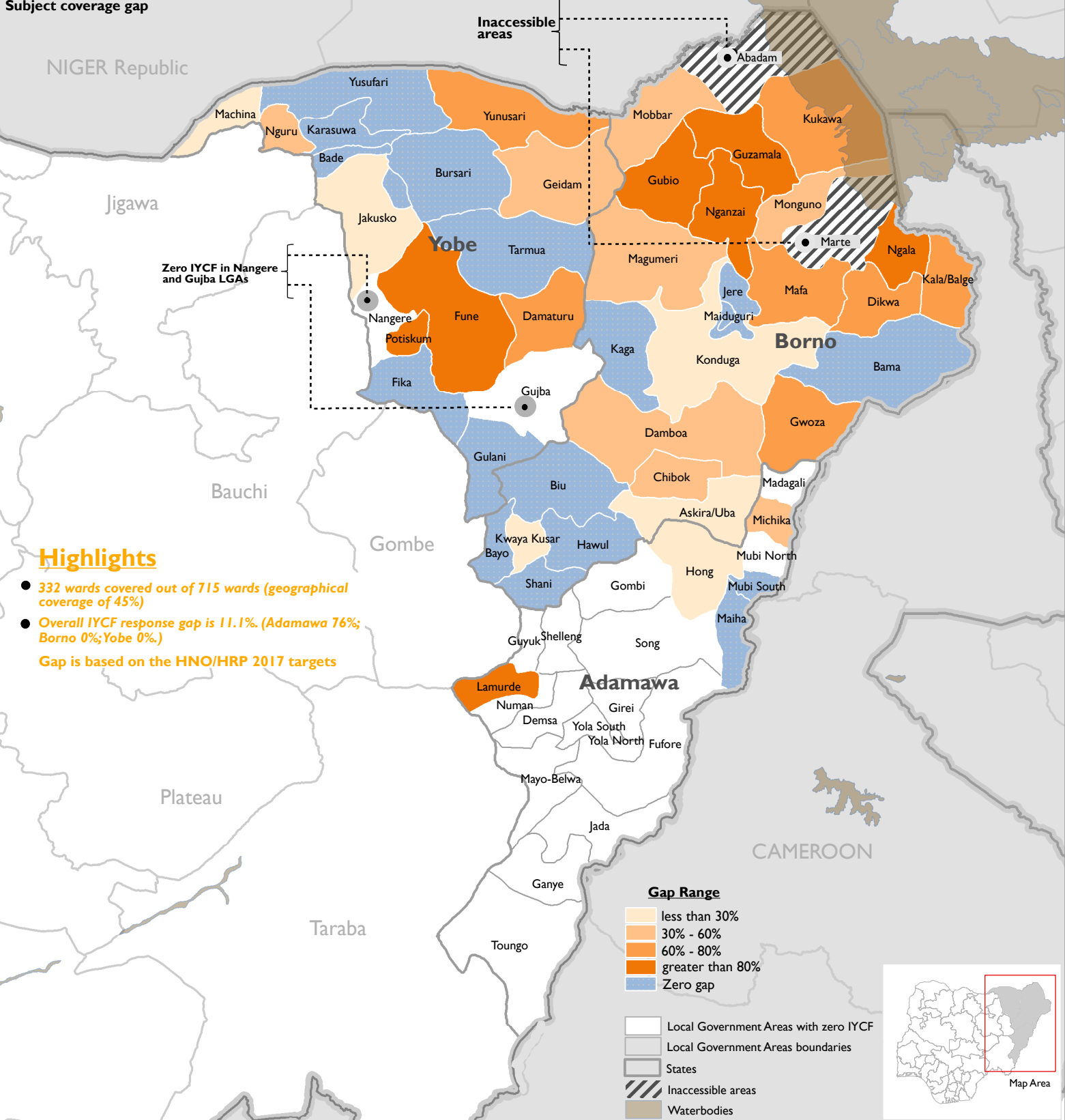


Infant and Young Child Feeding (IYCF) Gap Analysis

Northeast, Nigeria | Nutrition in Emergency Sector Working Group (NiESWG) | Source: 5Ws January - July, 2017, OCHA, OSGOF and eHA



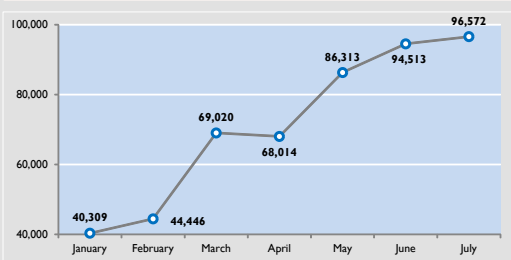
Subject coverage gap



Highlights

- 332 wards covered out of 715 wards (geographical coverage of 45%)
 - Overall IYCF response gap is 11.1%. (Adamawa 76%; Borno 0%; Yobe 0%.)
- Gap is based on the HNO/HRP 2017 targets

IYCF Intervention monthly trend

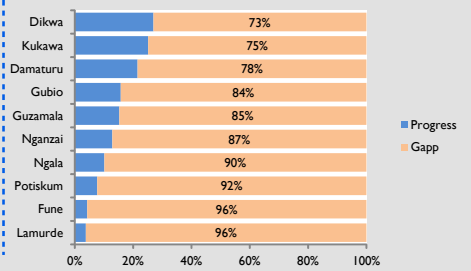


76%
Response gap;
55,648 beneficiaries benefited from IYCF interventions from a targeted population of 234,087

0%
Response gap;
362,575 beneficiaries benefited from IYCF interventions from a targeted population of 317,170.

0%
Response gap;
231,747 beneficiaries benefited from IYCF interventions from a targeted population of 180,075.

Top worst LGAs



DISCLAIMER: This map was produced for use in humanitarian relief activities only. The boundaries and names shown and designations used on this map do not imply official endorsement or acceptance by the United Nations.

DATE: 29th August, 2017

FEEDBACK: Reuel Kirathi Mungai, rkmungai@unicef.org

SCALE: 1 cm = 35 km
0 30 60 120 Km