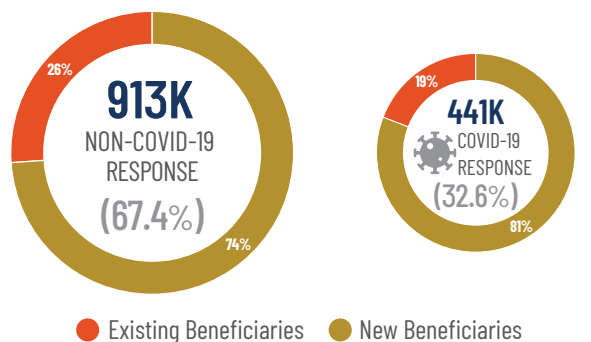
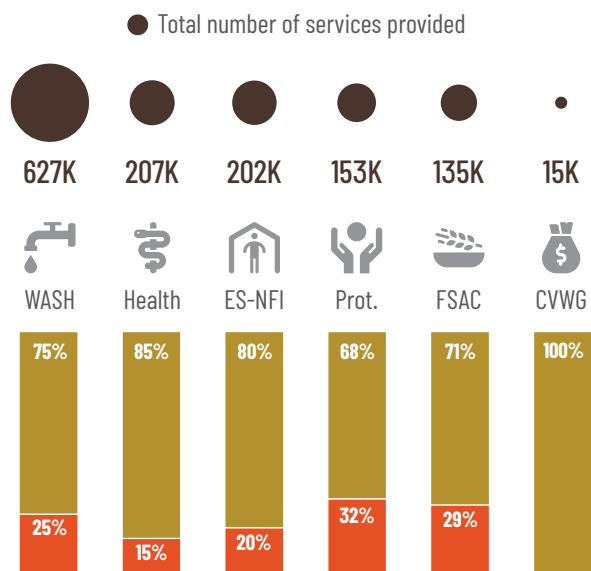


KEY FIGURES

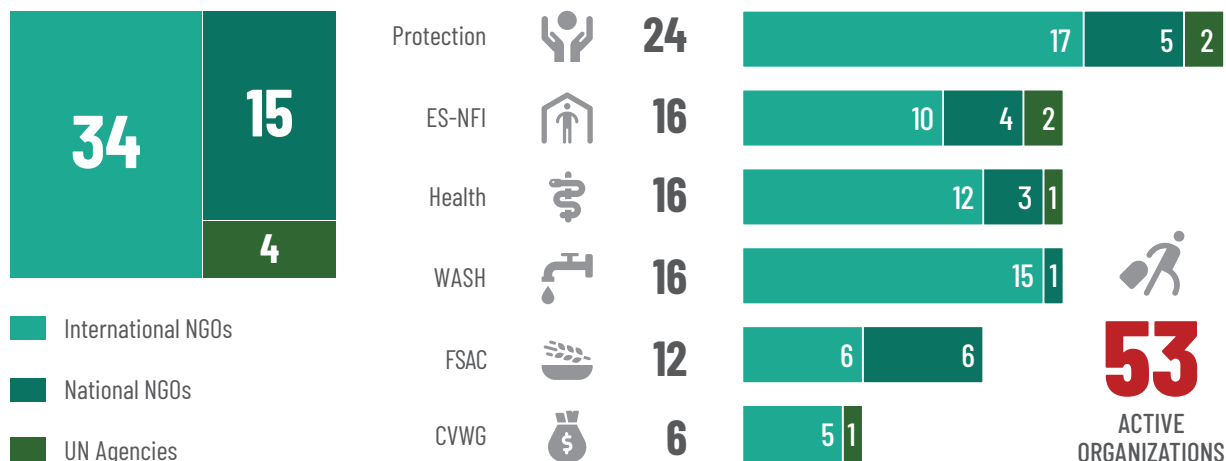
1.35M SERVICES PROVIDED TO BENEFICIARIES



SERVICES BY CLUSTER/WG AND DELIVERY TYPE




NUMBER AND TYPE OF ORGANIZATIONS BY CLUSTER/WORKING GROUP

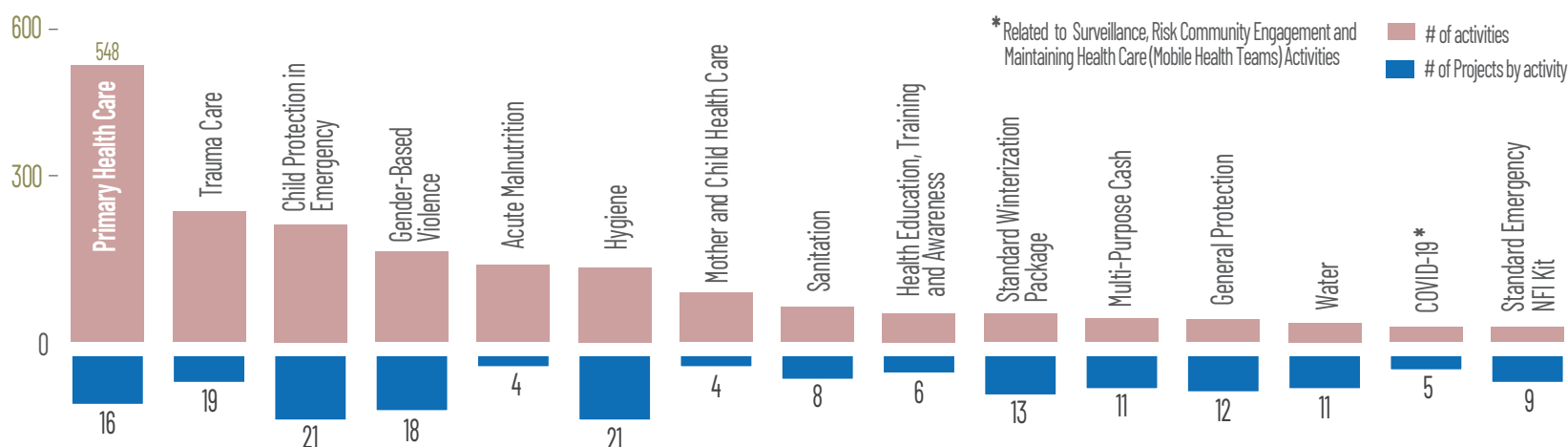


Based on data extracted from ReportHub, number of services to beneficiaries increased from **1.02M** in January 2020 to **1.35M** in January 2021. In January 2021, a total of **111 projects** are active, with **208** out of **2,169** activities related to the COVID-19 response. The **Protection cluster** has the most active projects (**43**), the **Health cluster** reported the highest number of activities (**1,018**) and the **WASH cluster** has provided the most services to beneficiaries (**627K**). Primary health care interventions cover most of the activities (**548**) addressing internally displaced persons, refugees, and returnees.

BENEFICIARY TYPE WITH > 50K SERVICES (BY SEX AND AGE)



ACTIVITY TYPE (WITH AT LEAST 30 ACTIVITIES) AND NUMBER OF PROJECTS



SERVICES BY DELIVERY TYPE (SEX/AGE)

