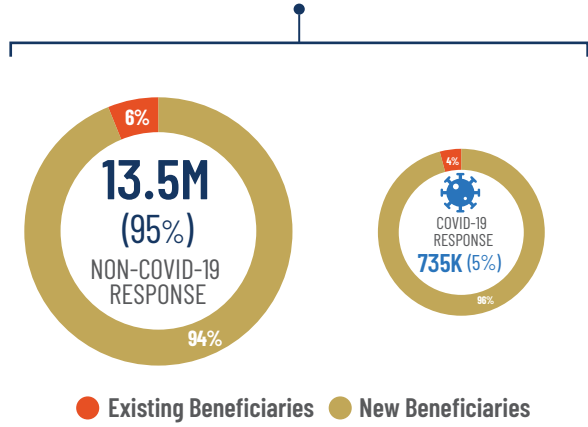


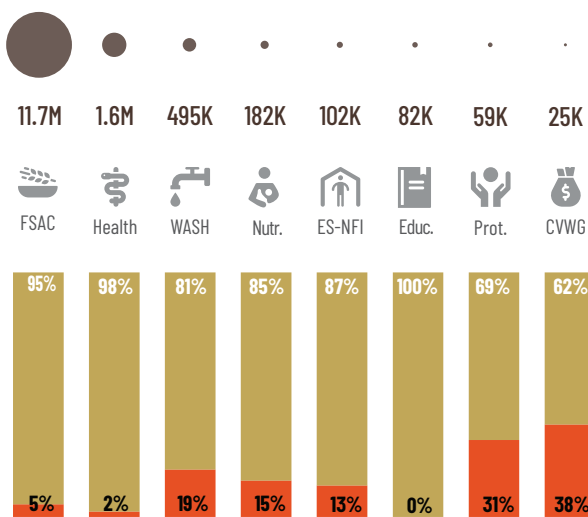
KEY FIGURES\*

**14.3M** PEOPLE REACHED WITH DIFFERENT SERVICES

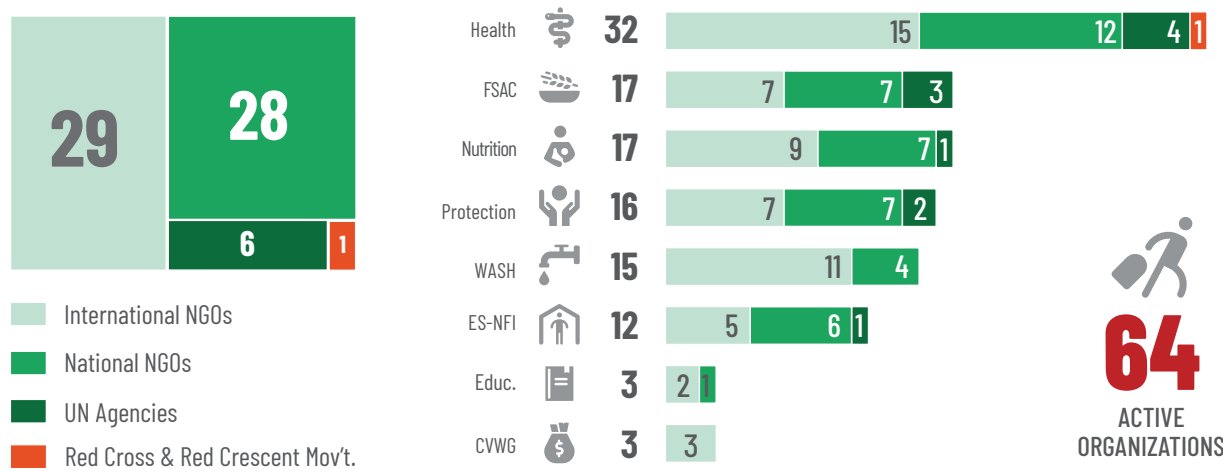


PEOPLE REACHED by CLUSTER/WORKING GROUPS

Total number of services provided




NUMBER and TYPE of ORGANIZATIONS by CLUSTER/WORKING GROUP



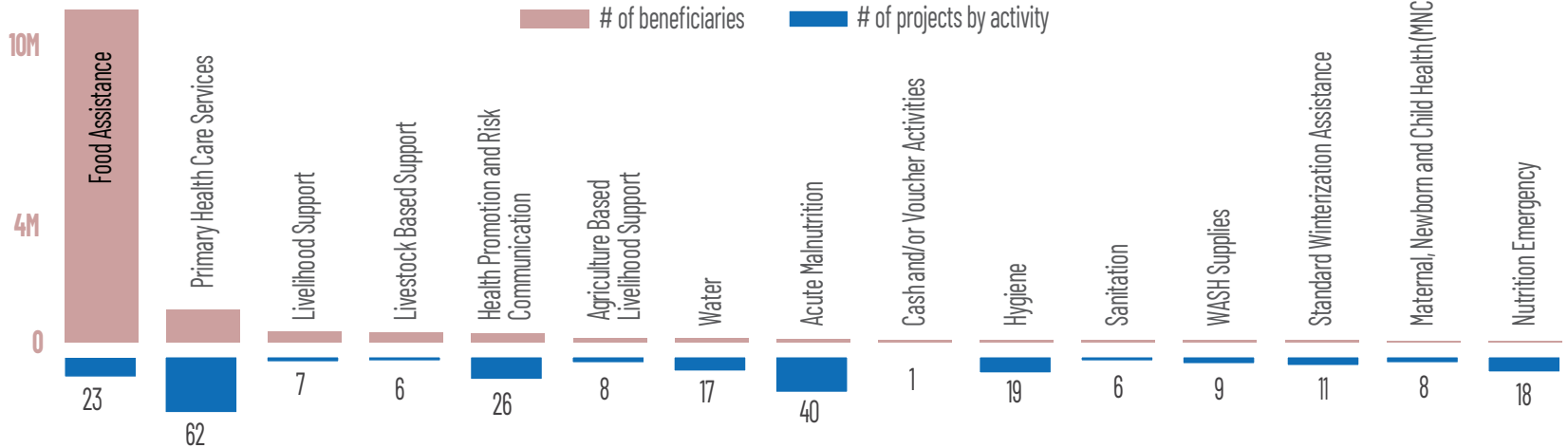
Based on data extracted from **ReportHub**, the number of people reached with different services decreased from **18.1M** in **December 2022** to **14.3M** in **January 2023**. In January, a total of **176 projects** were active, **40** of which catered to COVID-19 response. The **FSA Cluster** reported the highest number of people reached with services (**11.7M**). The **Health Cluster** has the most active projects (**79**) and reported the highest number of locations/sites where different health activities have been conducted (**4,465**), while Food Assistance is reported to be addressed by FSA Cluster partners with 516 services/activities mostly to the IPC Phase 3 affected population.

This dashboard provides a snapshot of 5W data in Afghanistan as reported to **ReportHub** by implementing partners during the period. By analyzing and visualizing information related to projects, activities (including COVID-19-related activities), and services to beneficiaries, the dashboard aims to assist humanitarian actors in Afghanistan by helping them to identify patterns, trends, and gaps in their responses. This information can be used by partners to inform their decisions related to either re-aligning, re-programing, or planning their projects and activities.

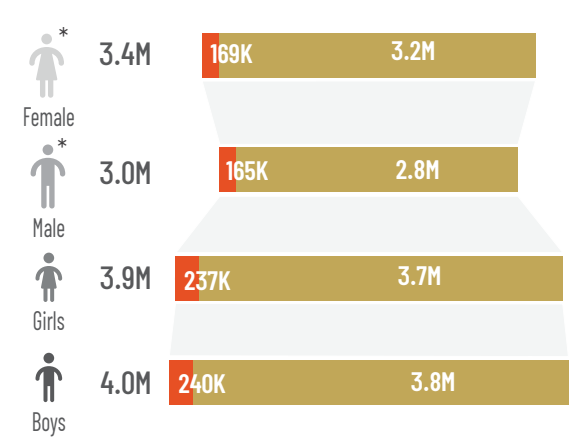
Classification of Beneficiaries Reached/Age and Gender



BENEFICIARIES REACHED/ACTIVITY TYPE and CORRESPONDING NUMBER of PROJECTS



Beneficiaries reached/Sex and Age



Number of projects concentration per district/beneficiaries Reached

