SHELTER DMS/CCCM NIGERIA

Congestion in Camps & Displacement Population Trend (Arrivals)

December 2018

Camp Congestion

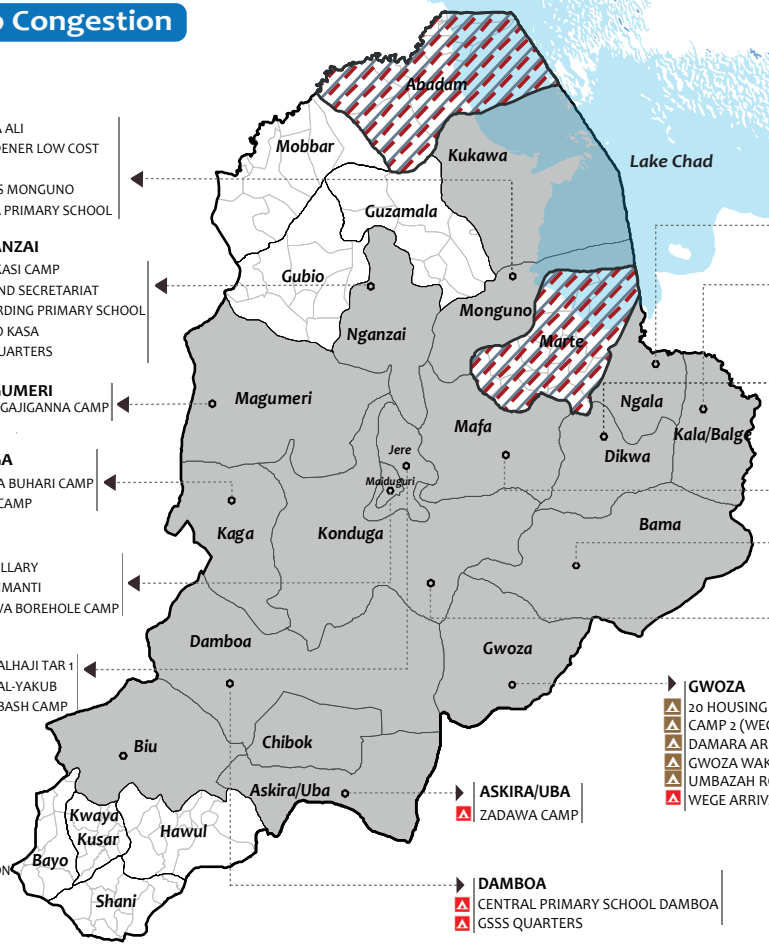

MONGUNO
- NGURNO
- NRC 1 & 2
- STADIUM CAMP
- VERTINARY
- WATER BOARD
- GANA ALI
- GARDENER LOW COST
- GDSS
- GSSSS MONGUNO
- KUYA PRIMARY SCHOOL

NGANZAI
- BAKKASI CAMP
- BEHIND SECRETARIAT
- BOARDING PRIMARY SCHOOL
- KARO KASA
- LG QUARTERS

MAGUMERI
- GGSS GAJIGANNA CAMP

KAGA
- AISHA BUHARI CAMP
- NRC CAMP

MAIDUGURI
- DCC SHUWARI CAMP
- KURU CAMP
- NYSC CAMP BORNO
- ST. HILLARY
- SULEIMANTI
- YEJIWA BOREHOLE CAMP

JERE
- CUSTOM HOUSE
- EL MISKIN TRANSIT CAMP
- FARM CENTRE
- ISA GAMAI CAMP
- MADINATU CAMP
- MUNA ASHERI CAMP
- MUNA DA'ALTI 1A
- MUNA DA'ALTI 2A
- MUNA GARAGE EL BADAWE
- MUNA MOFORO
- OLD MAIDUGURI POLICE STATION
- SHUWARI CAMP
- WAKSHAMA
- ALHAJI TAR 1
- AL-YAKUB
- BASH CAMP

NGALA
- ARABIC VILLAGE CAMP

KALA BALGE
- BOARDING PRIMARY SCHOOL
- GENERAL HOSPITAL RANN
- KILAGARU CAMP

DIKWA
- 100 CAMP DIKWA
- ALHAJI BASHIR CAMP
- FULATARI CAMP
- SANGAYA

MAFA
- GGSS

BAMA
- BANKI CAMP
- GSSSS CAMP BAMA*

KONDUGA
- BOARDING SCHOOL
- KALARI ABULE

GWOZA
- 20 HOUSING UNIT
- CAMP 2 (WEGE)
- DAMARA ARRIVAL CENTRE
- GWOZA WAKANE PRI. SCH.
- UMBAZAH ROCK SIDE CAMP
- WEGE ARRIVAL CENTRE

ASKIRA/UBA
- ZADAWA CAMP

DAMBOA
- CENTRAL PRIMARY SCHOOL DAMBOA
- GSSS QUARTERS

Displacement Population Trend

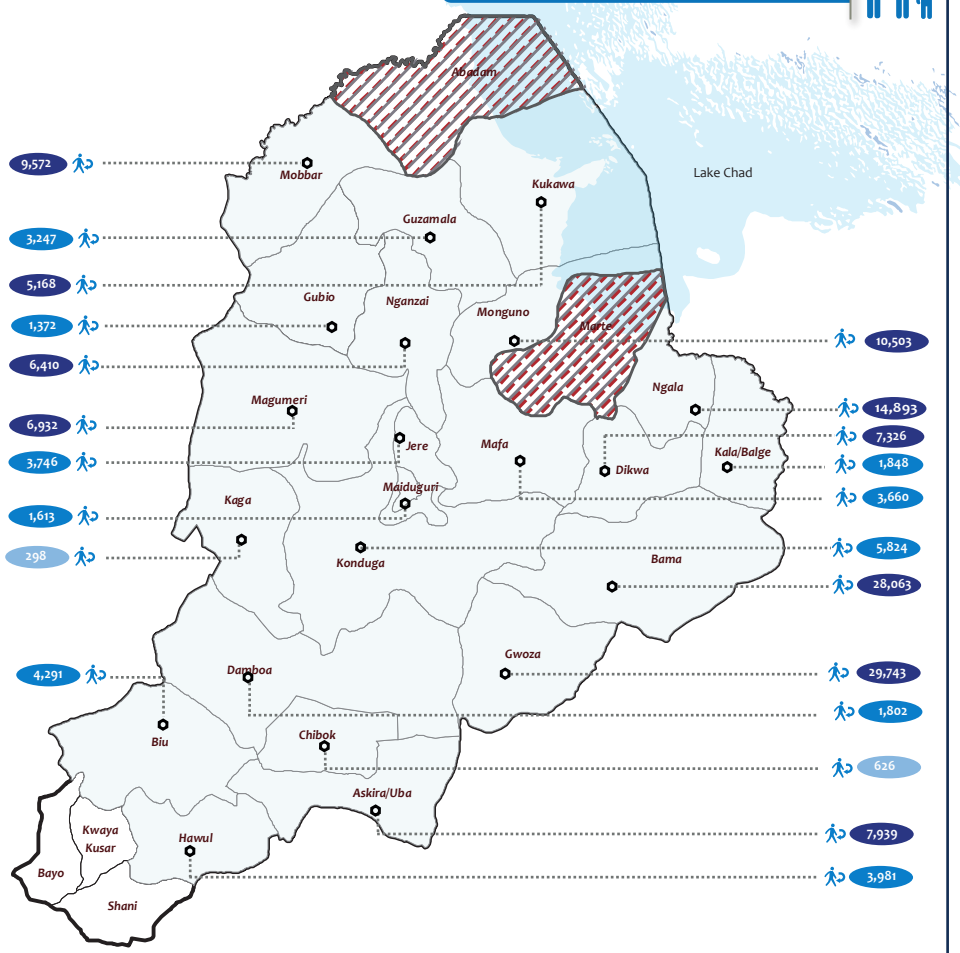

- High Number of Arrivals
- Moderate Number of Arrivals
- Low Number of Arrivals
- Highly congested camp with overstretched population >6,000 individuals
- Highly congested camp with overstretched population <6,000 individuals

* overstretched population are living in commmunal shelters

DISCLAIMER:
This map shows reported presence of camp with congestion (anlayed using sphere standards). It also show the population movement since January 2018.
The boundaries and names shown and the designation used on this map do not imply official endorsement or acceptance by the Shelter/NFI and CCCM Sector or the Nigerian government. They are only for operational humanitarian activities. This coverage map is subject to amendment over time as the network of site facilitators is being extended.

IDP Movement in LGAs: January - November 2018

Total Arrivals (January to November 2018)

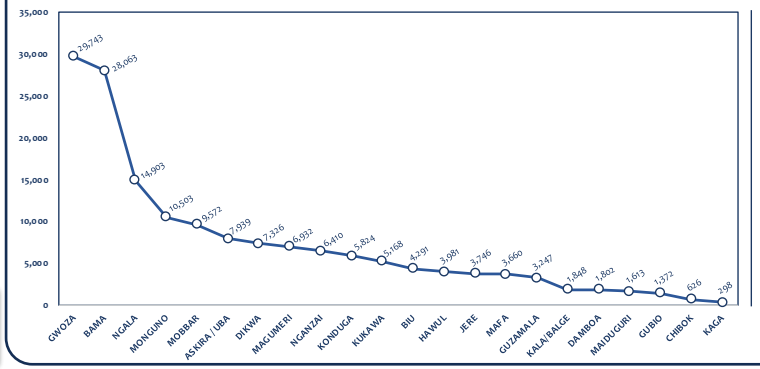

Total departures (January to November 2018)

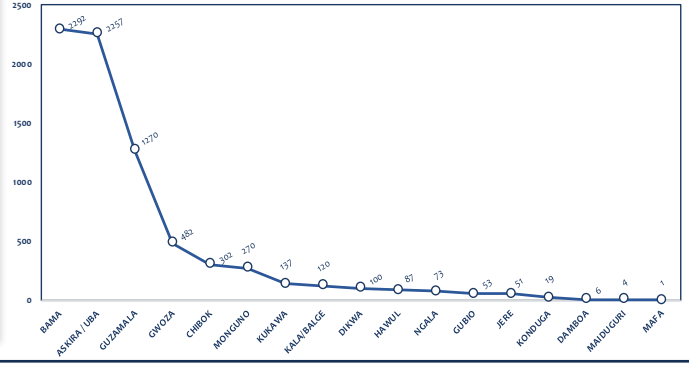

Data Sources:
1. Shelter sector congestion analysis- Dec. 2018
2. DTM ETT Round 48-95

Contact:
Website: https://www.humanitarianresponse.info/en/operations/nigeria/shelter-and-nfi
Email: shelter.cccm.nigeria@gmail.com | **Phone:** +2349034283512 , +2349087360402