AFGHANISTAN: INFORMATION MANAGEMENT, ASSESSMENT AND CAPACITY BUILDING GAPS SURVEY

CLICK HERE to view the online dynamic dashboard for more detailed survey findings. See the succeeding pages for sector-specific highlights.

SUMMARY FINDINGS - EDUCATION CLUSTER / EiEWG

The following highlights provide a summary of the survey conducted in February 2023, which aimed to identify gaps in Information Management (IM), Assessments, and Capacity-Building among humanitarian partners, clusters, sub-clusters, and working groups involved in the response efforts in Afghanistan. The feedback gathered during the survey was analyzed to generate crucial evidence that will support advocacy for optimizing humanitarian information management and assessment capacities in the country. This includes improving data exchange mechanisms, assessment priorities, and capacity strengthening efforts.

Respondents Overview

40 Total Number of Respondents

75% Male

25% Female

Respondents by Agency Type

LNGOs	INGOs	CSOs
19	17	2

Level of Program Coordination or Support Involved

- 30%: Kabul/HQ (cluster/OCHA)
- 27%: Kabul/HQ (agency)
- 13%: Regional (agency)
- 7%: Regional (cluster/OCHA)
- 20%: Province (agency)

Respondents by Region Coverage

(some respondents are involved in two or more regions)

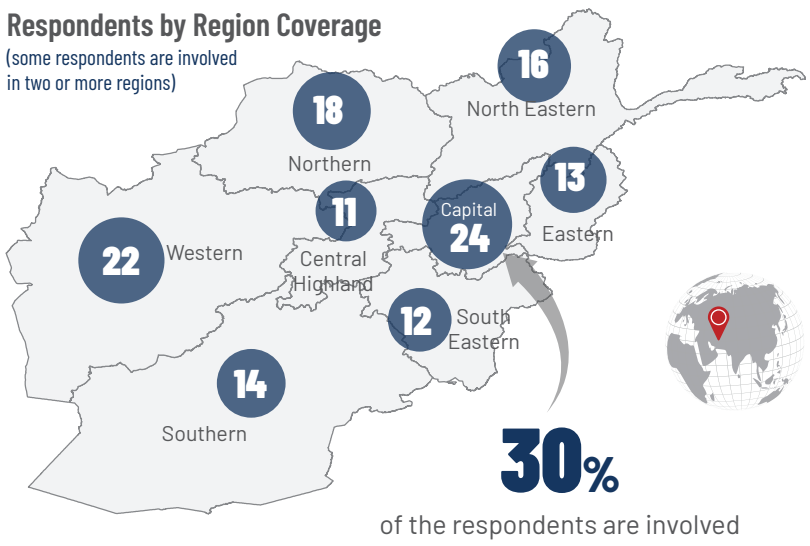

30% of the respondents are involved at **Kabul/HQ (cluster/OCHA) level** in terms of program coordination or support

Information Management

Information Management Gaps and Challenges

- agencies use both quantitative & qualitative data to support programmes: **97%**
- **68%** are highly dependent on primary/secondary humanitarian data
- **67%** participate in data exchange and different active coordination mechanisms
- Programmes & Coordination are mostly dependent on data and IM
- Data and info. are not timely and granular enough: **24%**
- **56%** cannot share information or data due to its sensitivity
- **78%** collects some of their own data, but also depends on other data sources
- **42%** identified province (organization level) coordination in terms of IM gaps and access concerns
- **76%** Finds the coordination and received data relevant to their operations
- OCHA: Clusters/OCHA are mostly sources of data and info.

Assessments

Top 3 Challenges in Conducting Assessments Last Year

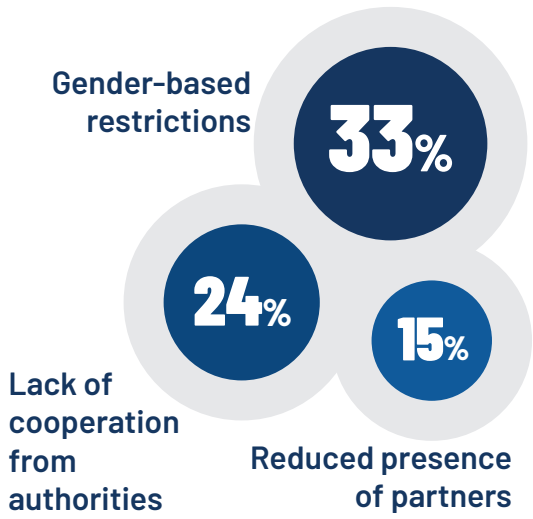

Coordination Level Gaps

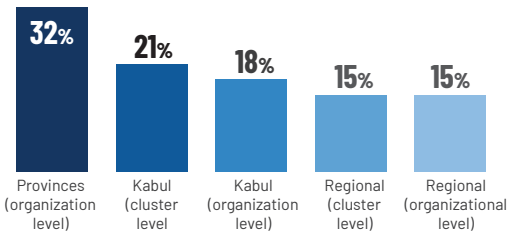

Preferred Data Collection Methods

32% Structured surveys	24% Key-informant interviews
26% Focus group discussions	18% Observation

Assessment Gaps and Challenges

Capacity Building

71% presence of an IM/assessment team/focal person

58% Intermediate knowledge level in handling protection-sensitive data

29% Female

71% Male

65% prefer face-to-face capacity building modality

58% prefer practical and hands-on capacity building approach

Capacity Building Setbacks

Lowest Data Analysis/IM Capacity at Coordination Level

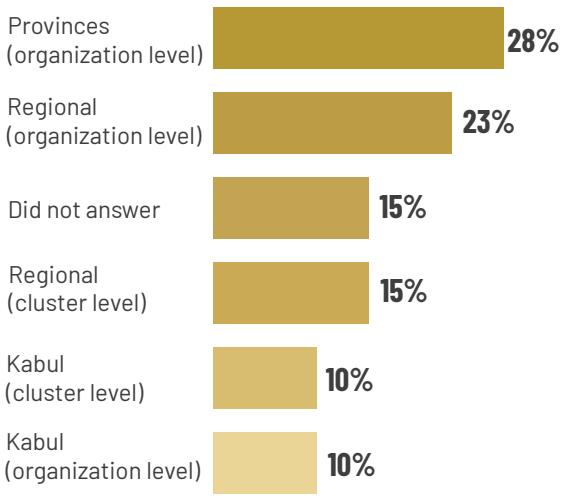

This visual is made possible by the generous support of the American people through the United States Agency for International Development (USAID). The contents are the responsibility of iMMAP and do not necessarily reflect the views of USAID or the United States Government. The data are the responsibility of the data providers; it does not give an endorsement or acceptance by iMMAP who is only responsible for its visualization.