

Mapping of Wheat-to-Bread Processing Facilities

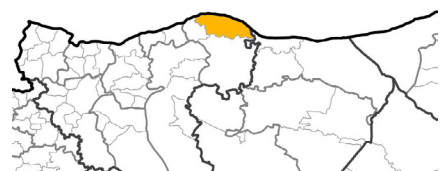
Aleppo March 2021



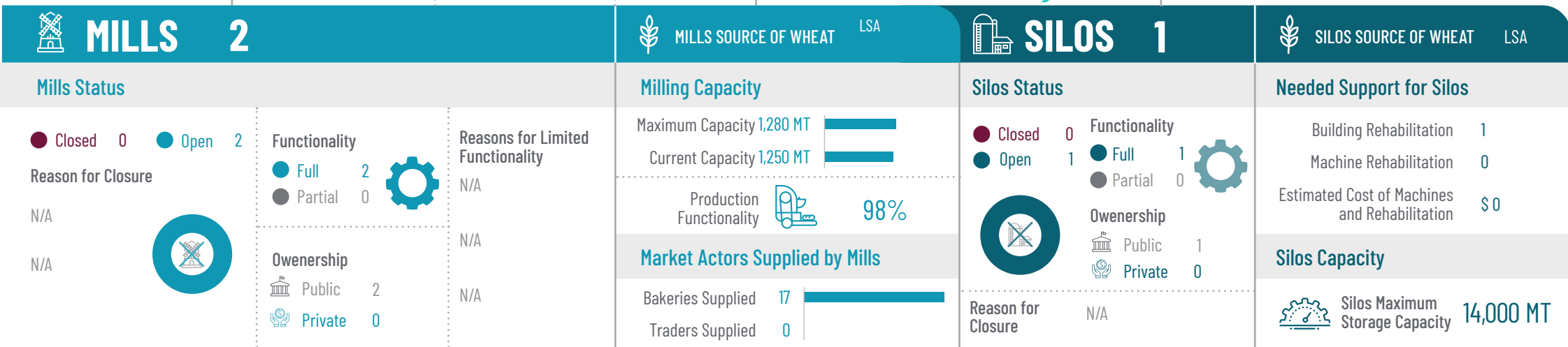
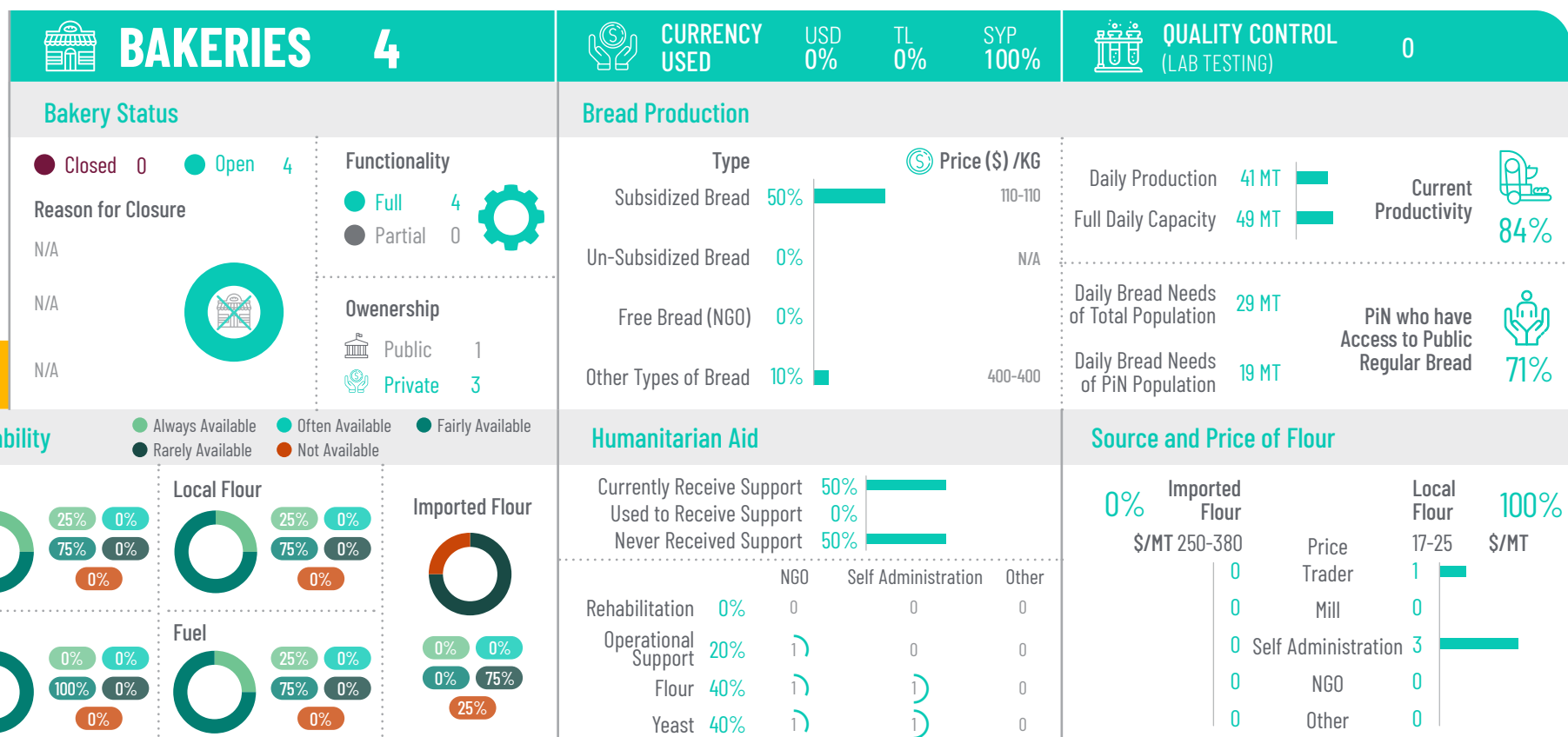
WHOLE OF SYRIA (WoS)
FOOD SECURITY SECTOR
Strengthening Humanitarian Response



DISTRICT: Ain Al Arab
SUB-DISTRICT: Ain al Arab



TOTAL POPULATION 87,377
PIN 57,731



Mapping of Wheat-to-Bread Processing Facilities

Aleppo March 2021



WHOLE OF SYRIA (WoS)
FOOD SECURITY SECTOR
Strengthening Humanitarian Response



DISTRICT: Ain Al Arab
SUB-DISTRICT: Lower Shyookh



TOTAL POPULATION 16,130
PIN 11,233



BAKERIES

3

Bakery Status

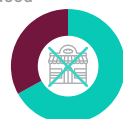
● Closed 1 ● Open 2

Reason for Closure

Low quality of produced bread

N/A

N/A



Functionality

● Full 2 ● Partial 0



Ownership

Public 0
Private 3



CURRENCY USED

USD 0%

TL 0%

SYP 100%



QUALITY CONTROL (LAB TESTING)

0

Bread Production

Type

Subsidized Bread 100%

Un-Subsidized Bread 0%

Free Bread (NGO) 0%

Other Types of Bread 0%

Price (\$) /KG

110-110

N/A

N/A

Daily Production 17 MT

Full Daily Capacity 20 MT

Current Productivity

86%

Daily Bread Needs of Total Population 5 MT

Daily Bread Needs of PIN Population 4 MT

PiN who have Access to Public Regular Bread

322%

Bakery Management

Availability

● Always Available ● Often Available ● Fairly Available
● Rarely Available ● Not Available

Bread



Local Flour



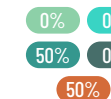
Imported Flour



Yeast



Fuel



Bakery Owner 2
Tenant 0
Local Council 0
Other 0

Humanitarian Aid

Currently Receive Support 100%
Used to Receive Support 0%
Never Received Support 0%

Rehabilitation 0%

Operational Support 0%

Flour 50%

Yeast 50%

NGO

Self Administration

Other

0

0

0

2

2

Source and Price of Flour

0%

Imported Flour

\$/MT 225-250

0

0

0

0

0

0

0

0

0

0

0

0

0

0

0

0

0

0

0

Price

Trader

Mill

Self Administration

NGO

Other

0

0

0

0

0

0

0

0

0

0

0

0

0

100%

Local Flour

17-17

\$/MT

0

0

0

0

0

0

0

0

0

0

0

0

0

0

0

0



MILLS

0

Mills Status

● Closed 0 ● Open 0

Reason for Closure

N/A

N/A



Functionality

● Full 0 ● Partial 0

Reasons for Limited Functionality

N/A

N/A

N/A

Ownership

Public 0
Private 0



MILLS SOURCE OF WHEAT

N/A

Milling Capacity

Maximum Capacity 0 MT

Current Capacity 0 MT

Production Functionality



0%

Market Actors Supplied by Mills

Bakeries Supplied 0

Traders Supplied 0



SILOS

0

Silos Status

● Closed 0 ● Open 0

Functionality

● Full 0 ● Partial 0

Ownership

Public 0
Private 0

Reason for Closure

N/A



SILOS SOURCE OF WHEAT

0

Needed Support for Silos

Building Rehabilitation 0

Machine Rehabilitation 0

Estimated Cost of Machines and Rehabilitation \$0

Silos Capacity

Silos Maximum Storage Capacity

0 MT

Mapping of Wheat-to-Bread Processing Facilities

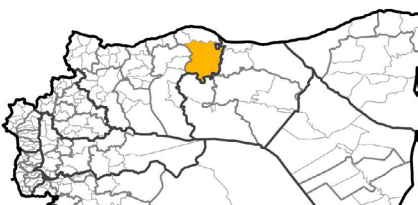
Aleppo March 2021



WHOLE OF SYRIA (WoS)
FOOD SECURITY SECTOR
Strengthening Humanitarian Response



DISTRICT: Ain Al Arab
SUB-DISTRICT: Sarin



TOTAL POPULATION 43,092
PIN 30,240



BAKERIES

7

Bakery Status

● Closed 0 ● Open 7

Reason for Closure

N/A

N/A

N/A



Functionality

● Full 7 ● Partial 0



Ownership

Public 2
Private 5



CURRENCY USED

USD 0%

TL 0%

SYP 100%



QUALITY CONTROL (LAB TESTING)

0

Bread Production

Type

Subsidized Bread 100%

Un-Subsidized Bread 0%

Free Bread (NGO) 0%

Other Types of Bread 0%

Price (\$) /KG

110-110

N/A

N/A

N/A

Daily Production 60 MT

Full Daily Capacity 69 MT

Current Productivity

87%

Daily Bread Needs of Total Population 14 MT

Daily Bread Needs of PIN Population 10 MT

PiN who have Access to Public Regular Bread

424%

Bakery Management

Bakery Owner 5
Tenant 0
Local Council 2
Other 0

Availability

● Always Available ● Often Available ● Fairly Available
● Rarely Available ● Not Available

Bread



Local Flour



Imported Flour



Yeast



Fuel



Humanitarian Aid

Currently Receive Support 86%
Used to Receive Support 0%
Never Received Support 14%

NGO Self Administration Other

Rehabilitation 13% 0 2 0
Operational Support 7% 0 1 0
Flour 40% 0 6 0
Yeast 40% 0 6 0

Source and Price of Flour

0% Imported Flour
\$/MT 200-300

100% Local Flour
17-17 \$/MT

Price Trader 0
Mill 0
Self Administration 7
NGO 0
Other 0



MILLS

1

Mills Status

● Closed 0 ● Open 1

Reason for Closure

N/A

N/A



Functionality

● Full 1 ● Partial 0



Reasons for Limited Functionality

N/A

N/A

N/A

Ownership

Public 0
Private 1



MILLS SOURCE OF WHEAT

LSA

Milling Capacity

Maximum Capacity 130 MT

Current Capacity 100 MT

Production Functionality 77%

Market Actors Supplied by Mills

Bakeries Supplied 6
Traders Supplied 0



SILOS

1

Silos Status

● Closed 0 ● Open 1



Reason for Closure

Functionality

● Full 1 ● Partial 0



Ownership

Public 1
Private 0



SILOS SOURCE OF WHEAT

LSA

Needed Support for Silos

Building Rehabilitation 0
Machine Rehabilitation 0
Estimated Cost of Machines and Rehabilitation \$0

Silos Capacity

Silos Maximum Storage Capacity 14,000 MT

Mapping of Wheat-to-Bread Processing Facilities

Aleppo March 2021



WHOLE OF SYRIA (WoS)
FOOD SECURITY SECTOR
Strengthening Humanitarian Response



DISTRICT: Menbij
SUB-DISTRICT: Abu Qalqal



TOTAL POPULATION
59,385

PIN
23,330



BAKERIES

5

Bakery Status

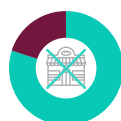
Closed 1 Open 4

Reason for Closure

Maintenance needs

N/A

N/A



Functionality

Full 0 Partial 4

Ownership

Public 1 Private 3



CURRENCY USED

USD 0%

TL 0%

SYP 100%



QUALITY CONTROL (LAB TESTING)

3

Bread Production

Type

Subsidized Bread 75%
Un-Subsidized Bread 0%
Free Bread (NGO) 0%
Other Types of Bread 2%

Price (\$) /KG

92-92

N/A

N/A

Daily Production 8 MT
Full Daily Capacity 29 MT

Current Productivity

29%

Daily Bread Needs of Total Population 20 MT

Daily Bread Needs of PIN Population 8 MT

PiN who have Access to Public Regular Bread

32%

Bakery Management

Bakery Owner 2
Tenant 2
Local Council 0
Other 0

Availability

Always Available Often Available Fairly Available
Rarely Available Not Available

Bread



Local Flour



Imported Flour



Yeast



Fuel



Humanitarian Aid

Currently Receive Support 100%
Used to Receive Support 0%
Never Received Support 0%

Rehabilitation 0%
Operational Support 0%
Flour 57%
Yeast 43%

Source and Price of Flour

0% Imported Flour
\$/MT N/A Price Trader 0
0 Mill 0
0 Self Administration 4
0 NGO 0
0 Other 0



MILLS

0

Mills Status

Closed 0 Open 0

Reason for Closure

N/A

N/A



Functionality

Full 0 Partial 0

Reasons for Limited Functionality

N/A

N/A

Ownership

Public 0 Private 0



MILLS SOURCE OF WHEAT N/A

Milling Capacity

Maximum Capacity 0 MT
Current Capacity 0 MT

Production Functionality 0%

Market Actors Supplied by Mills

Bakeries Supplied 0
Traders Supplied 0



SILOS

0

Silos Status

Closed 0 Open 0

Functionality

Full 0 Partial 0

Ownership

Public 0 Private 0

Reason for Closure

N/A



SILOS SOURCE OF WHEAT 0

Needed Support for Silos

Building Rehabilitation 0
Machine Rehabilitation 0
Estimated Cost of Machines and Rehabilitation \$0

Silos Capacity

Silos Maximum Storage Capacity 0 MT

Mapping of Wheat-to-Bread Processing Facilities

Aleppo March 2021



WHOLE OF SYRIA (WoS)
FOOD SECURITY SECTOR
Strengthening Humanitarian Response



DISTRICT: Menbij
SUB-DISTRICT: Al-Khafsia



TOTAL POPULATION 77,256
PIN 37,855



BAKERIES

3

Bakery Status

Closed 0 Open 3

Reason for Closure

N/A

N/A

N/A

Functionality

Full 0
Partial 3

Ownership

Public 0
Private 2



CURRENCY USED

USD 0%

TL 0%

SYP 100%



QUALITY CONTROL (LAB TESTING)

3

Bread Production

Type

Subsidized Bread 100%

Un-Subsidized Bread 0%

Free Bread (NGO) 0%

Other Types of Bread 0%

Price (\$) /KG

92-100

600-600

N/A

Daily Production 11 MT

Full Daily Capacity 31 MT

Current Productivity 34%

Daily Bread Needs of Total Population 25 MT

Daily Bread Needs of PIN Population 12 MT

PiN who have Access to Public Regular Bread 41%

Bakery Management

Availability

Always Available Often Available Fairly Available
Rarely Available Not Available

Bread



Local Flour



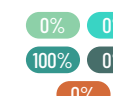
Imported Flour



Yeast



Fuel



Bakery Owner 2
Tenant 1
Local Council 0
Other 0

Humanitarian Aid

Currently Receive Support 100%
Used to Receive Support 0%
Never Received Support 0%

Rehabilitation 0%

Operational Support 0%

Flour 50%

Yeast 50%

NGO Self Administration Other

0 0 0

0 0 0

0 3 0

0 3 0

Source and Price of Flour

0% Imported Flour
\$/MT 355-400

Price Trader

0

0

0

0

0

0

0

0

0

0

0

0

0

0

0

0

0

0

0

Price Mill

0

0

0

0

0

0

0

0

0

0

0

0

0

0

0

0

0

0

0

Price Self Administration

0

0

0

0

0

0

0

0

0

0

0

0

0

0

0

0

0

0

0

Price NGO

0

0

0

0

0

0

0

0

0

0

0

0

0

0

0

0

0

0

0

Price Other

0

0

0

0

0

0

0

0

0

0

0

0

0

0

0

0

0

0

0



MILLS

0

Mills Status

Closed 0 Open 0

Reason for Closure

N/A

N/A

Functionality

Full 0
Partial 0

Reasons for Limited Functionality

N/A

N/A

N/A

Ownership

Public 0
Private 0



MILLS SOURCE OF WHEAT

N/A

Milling Capacity

Maximum Capacity 0 MT

Current Capacity 0 MT

Production Functionality 0%

Market Actors Supplied by Mills

Bakeries Supplied 0

Traders Supplied 0



SILOS

0

Silos Status

Closed 0

Open 0

Functionality

Full 0
Partial 0

Ownership

Public 0
Private 0

Reason for Closure

N/A

SILOS SOURCE OF WHEAT

0

Needed Support for Silos

Building Rehabilitation 0

Machine Rehabilitation 0

Estimated Cost of Machines and Rehabilitation \$0

Silos Capacity

Silos Maximum Storage Capacity

0 MT

Mapping of Wheat-to-Bread Processing Facilities

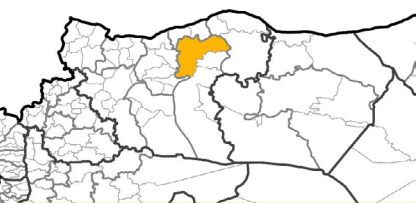
Aleppo March 2021



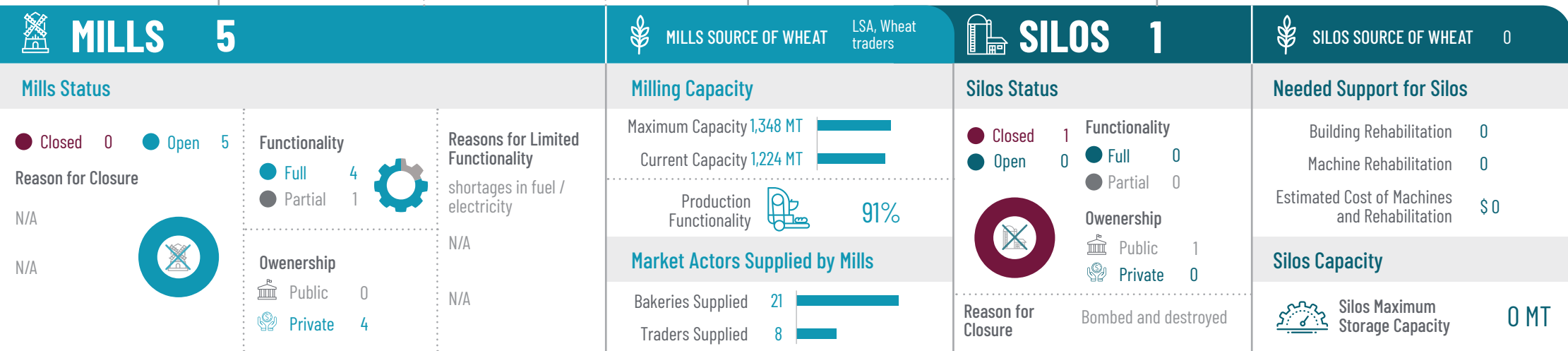
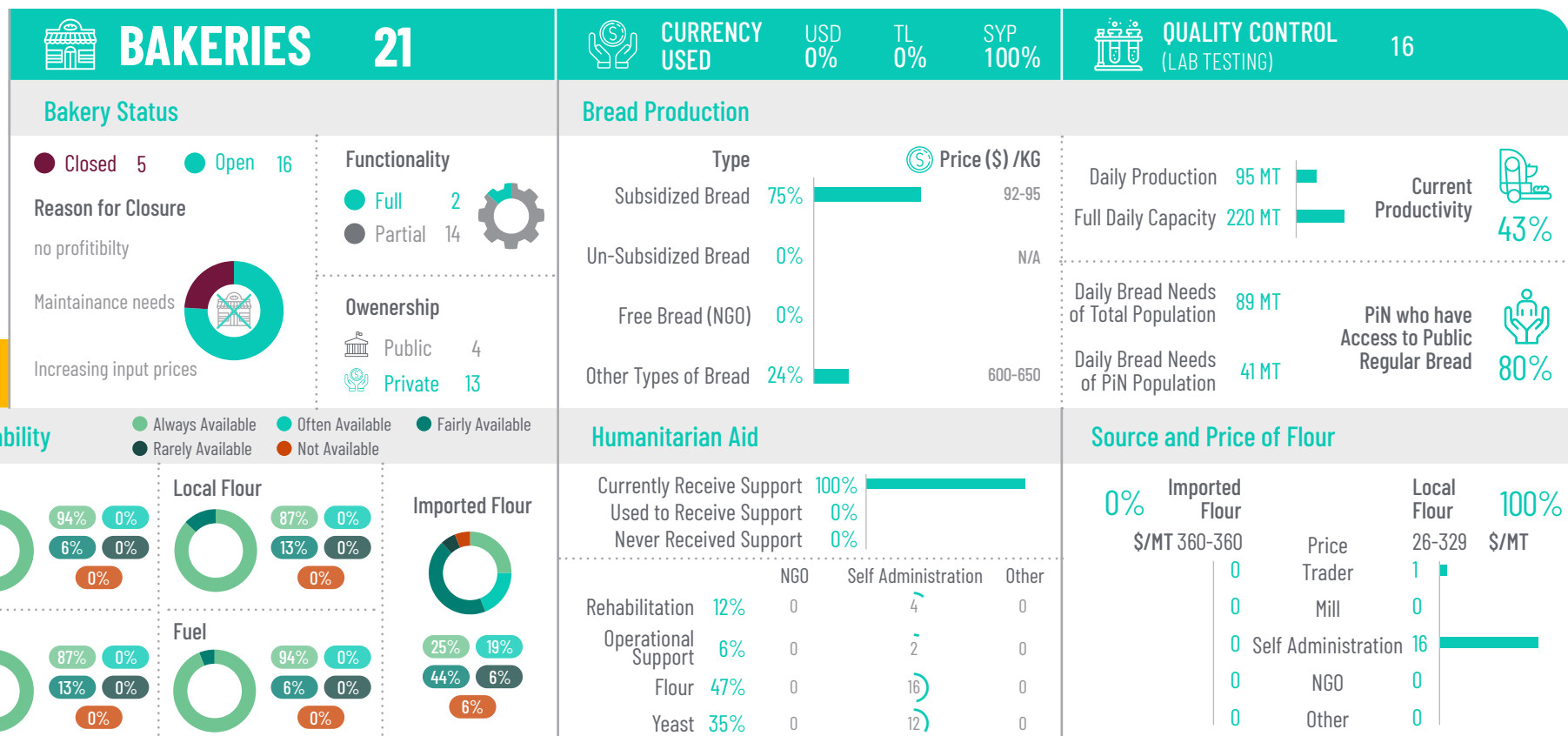
WHOLE OF SYRIA (WoS)
FOOD SECURITY SECTOR
Strengthening Humanitarian Response



DISTRICT: Menbij
SUB-DISTRICT: Menbij



TOTAL POPULATION 269,968
PIN 123,105



Mapping of Wheat-to-Bread Processing Facilities

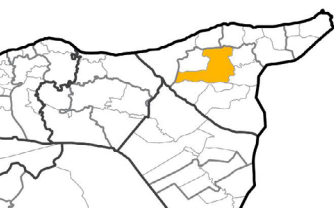
Al-Hasakeh March 2021



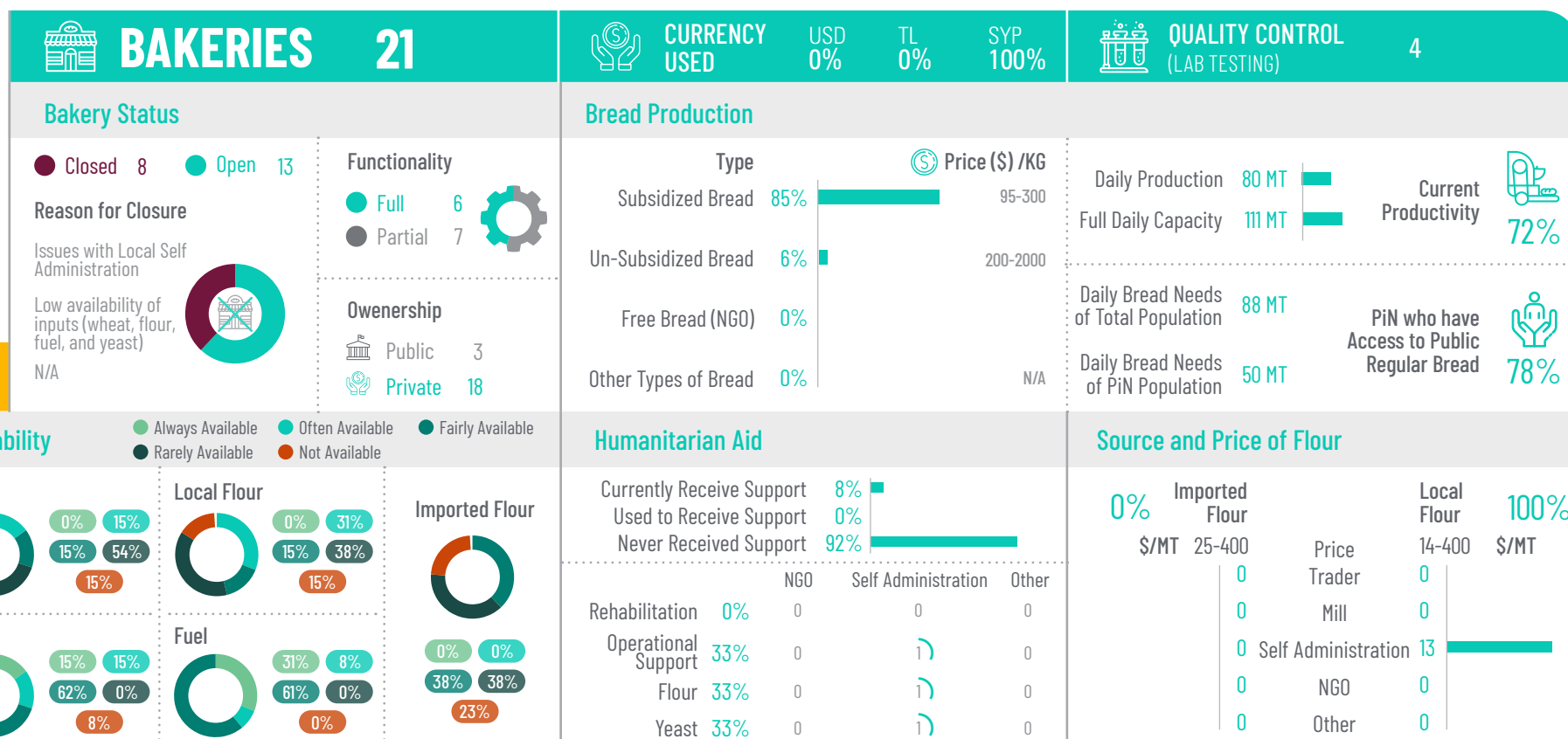
WHOLE OF SYRIA (WoS)
FOOD SECURITY SECTOR
Strengthening Humanitarian Response



DISTRICT: Al-Hasakeh
SUB-DISTRICT: Al-Hasakeh



TOTAL POPULATION 265,888
PIN 152,432



MILLS 1

Mills Status

Closed 0 Open 1

Reason for Closure

N/A

N/A



Functionality

Full 0 Partial 1

Ownership

Public 1 Private 0

Reasons for Limited Functionality

shortages in fuel / electricity

Machines are not functional

High operational costs (raw material, electricity, workers, etc)



MILLS SOURCE OF WHEAT LSA

Milling Capacity

Maximum Capacity 420 MT

Current Capacity 230 MT

Production Functionality 55%

Market Actors Supplied by Mills

Bakeries Supplied 60

Traders Supplied 0



SILOS 1

Silos Status

Closed 0 Open 1

Full 0 Partial 1

Ownership

Public 1 Private 0

Reason for Closure N/A



SILOS SOURCE OF WHEAT Farmers

Needed Support for Silos

Building Rehabilitation 1

Machine Rehabilitation 1

Estimated Cost of Machines and Rehabilitation \$ 70,000

Silos Capacity

Silos Maximum Storage Capacity 130,000 MT

Mapping of Wheat-to-Bread Processing Facilities

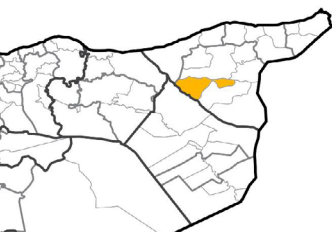
Al-Hasakeh March 2021



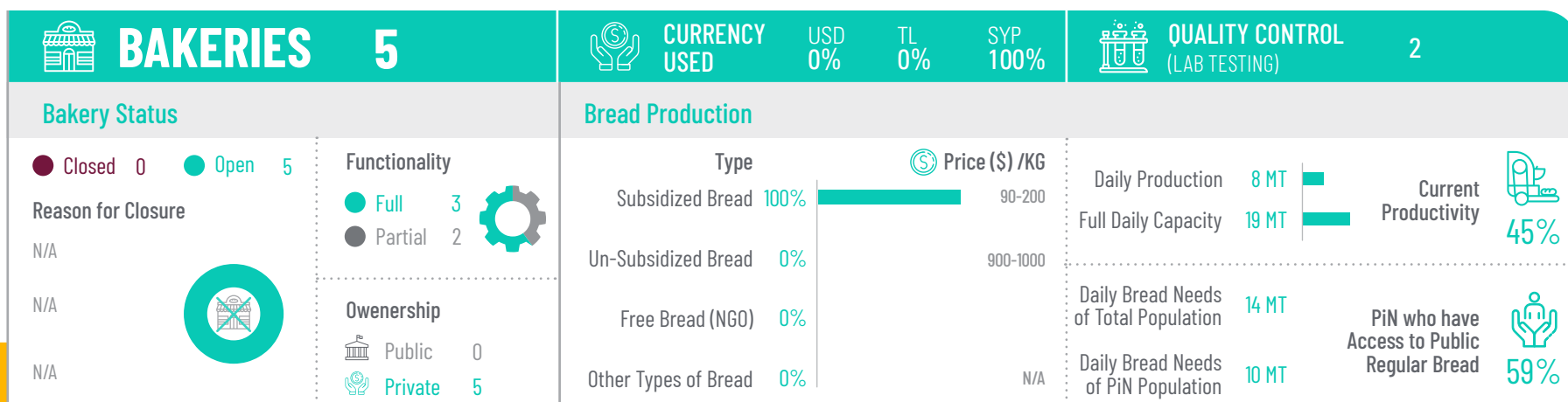
WHOLE OF SYRIA (WoS)
FOOD SECURITY SECTOR
Strengthening Humanitarian Response



DISTRICT: Al-Hasakeh
SUB-DISTRICT: Areesheh



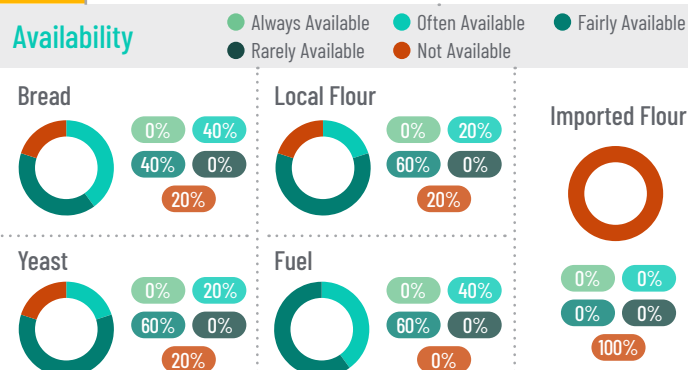
TOTAL POPULATION 42,864
PIN 31,718



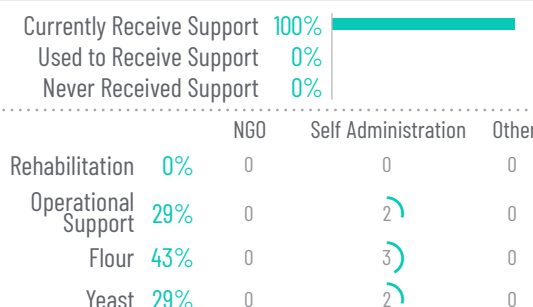
Bakery Management

Bakery Owner 4
Tenant 1
Local Council 0
Other 0

Availability



Humanitarian Aid



Source and Price of Flour



MILLS 12

Mills Status

Closed 0 Open 12
Reason for Closure: N/A
Functionality: Full 11, Partial 1
Ownership: Public 0, Private 12

Reasons for Limited Functionality: shortages in fuel / electricity, Shortage wheat



MILLS SOURCE OF WHEAT Farmers

Milling Capacity

Maximum Capacity 113 MT
Current Capacity 111 MT
Production Functionality 98%

Market Actors Supplied by Mills

Bakeries Supplied 0
Traders Supplied 30



SILOS 1

Silos Status

Closed 1 Open 0
Functionality: Full 0, Partial 0
Ownership: Public 1, Private 0

Reason for Closure: on-going fightings and war



SILOS SOURCE OF WHEAT 0

Needed Support for Silos

Building Rehabilitation 0
Machine Rehabilitation 0
Estimated Cost of Machines and Rehabilitation \$0

Silos Capacity

Silos Maximum Storage Capacity 0 MT

Mapping of Wheat-to-Bread Processing Facilities

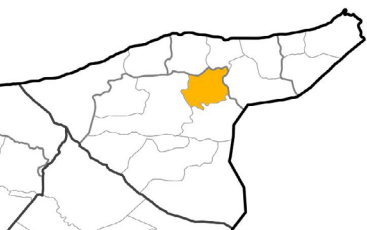
Al-Hasakeh March 2021



WHOLE OF SYRIA (WoS)
FOOD SECURITY SECTOR
Strengthening Humanitarian Response



DISTRICT: Al-Hasakeh
SUB-DISTRICT: Be'r Al-Hulo Al-Wardeyyeh



TOTAL POPULATION 7,300
PIN 3,592



BAKERIES

6

Bakery Status

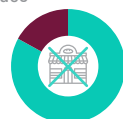
Closed 1 Open 5

Reason for Closure

family fightings/ issues

N/A

N/A



Functionality

Full 5 Partial 0



Ownership

Public 1 Private 5



CURRENCY USED

USD 0%

TL 0%

SYP 100%



QUALITY CONTROL (LAB TESTING)

0

Bread Production

Type

Subsidized Bread 100%

Un-Subsidized Bread 0%

Free Bread (NGO) 0%

Other Types of Bread 0%

Price (\$) /KG

200-200

700-700

N/A

Daily Production 8 MT

Full Daily Capacity 14 MT

Current Productivity

60%

Daily Bread Needs of Total Population 2 MT

Daily Bread Needs of PIN Population 1 MT

PiN who have Access to Public Regular Bread

350%

Bakery Management

Bakery Owner 4
Tenant 0
Local Council 1
Other 0

Availability

Always Available Often Available Fairly Available
Rarely Available Not Available

Bread



Local Flour



Imported Flour



Yeast



Fuel



Humanitarian Aid

Currently Receive Support 20%
Used to Receive Support 0%
Never Received Support 80%

NGO

Self Administration

Other

Rehabilitation 50%

Operational Support 0%

Flour 25%

Yeast 25%

0

0

0

0

1

0

0

1

0

Source and Price of Flour

0% Imported Flour
\$/MT 400-450

Local Flour 100%
300-325 \$/MT

0

Price

Trader

0

0

0

0

0

0

0

0

0

0

0

0

0

0

0

0

0

0

0

0

0

0

0

0

0

0

0

0

0

0

0

0

0

0

0

0

0

0

0

0

0

0

0

0

0

0

0

0

0

0

0

0

0

0

0

0

0

0

0

0

0

0

0

0

0

0

0

0

0

0

0

0

0

0

0

0

0

0

0

0

0

0

0

0

0

0

0

0

0

0

0

0

0

0

0

0

0

0

0

0

0

0

0

0

0

0

0

0

0

0

0

0

0

0

0

0

0

0

0

0

0

0

0

0

0

0

0

0

0

0

0

0

0

0

0

0

0

0

0

0

0

0

0

0

0

0

0

0

0

0

0

0

0

0

0

0

0

0

0

0

0

0

0

0

0

0

0

0

0

0

0

0

0

0

0

0

0

0

0

0

0

0

0

0

0

0

0

0

0

0

0

0

0

0

0

0

0

0

0

0

0

0

0

0

0

0

0

0

0

0

0

0

0

0

0

0

0

0

0

Mapping of Wheat-to-Bread Processing Facilities

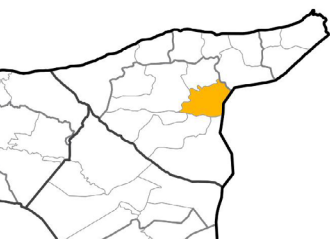
Al-Hasakeh March 2021



WHOLE OF SYRIA (WoS)
FOOD SECURITY SECTOR
Strengthening Humanitarian Response



DISTRICT: Al-Hasakeh
SUB-DISTRICT: Hole



TOTAL POPULATION
76,822

PIN
75,926



BAKERIES

3

Bakery Status

● Closed 1 ● Open 2

Reason for Closure

Maintenance needs

N/A

N/A



Functionality

● Full 2 ● Partial 0



Ownership

Public 1
Private 2



CURRENCY USED

USD 0%

TL 0%

SYP 100%



QUALITY CONTROL
(LAB TESTING)

0

Bread Production

Type

Subsidized Bread 100%

Un-Subsidized Bread 0%

Free Bread (NGO) 0%

Other Types of Bread 0%



Price (\$) /KG

200-200

700-700

N/A

Daily Production 5 MT

Full Daily Capacity 12 MT

Current Productivity

40%

Daily Bread Needs of Total Population 25 MT

Daily Bread Needs of PIN Population 25 MT

PiN who have Access to Public Regular Bread

19%

Bakery Management

Bakery Owner 2
Tenant 0
Local Council 0
Other 0

Availability

● Always Available ● Often Available ● Fairly Available
● Rarely Available ● Not Available

Bread



Local Flour



Imported Flour



Yeast



Fuel



Humanitarian Aid

Currently Receive Support 0%
Used to Receive Support 0%
Never Received Support 100%

NGO

Self Administration

Other

Rehabilitation 0%

Operational Support 0%

Flour 0%

Yeast 0%

Source and Price of Flour

0%

Imported Flour

\$/MT 450-450

Local Flour

100%

315-315 \$/MT

Price

Trader

0

0

0

0

0

0

0

0

0

0

0

0

0

0

0

0

0

0

0

0

0

0

0

0

0

0

0

0

0

0

0

0

0

0

0

0

0

0

0

0

0

0

0

0

0

0

0

0

0

0

0

0

0

0

0

0

0

0

0

0

0

0

0

0

0

0

0

0

0

0

0

0

0

0

0

0

0

0

0

0

0

0

0

0

0

0

0

0

0

0

0

0

0

0

0

0

0

0

0

0

0

0

0

0

0

0

0

0

0

0

0

0

0

0

0

0

0

0

0

0

0

0

0

0

0

0

0

0

0

0

0

0

0

0

0

0

0

0

0

0

0

0

0

0

0

0

0

0

0

0

0

0

0

0

0

0

0

0

0

0

0

0

0

0

0

0

0

0

0

0

0

0

0

0

0

0

0

0

0

0

0

0

0

0

0

0

0

0

0

0

0

0

0

0

0

0

0

0

0

0

0

0

0

0

0

0

0

0

0

0

0

0

0

0

0

0

0

0

0

0

0

0

0

0

0

Mapping of Wheat-to-Bread Processing Facilities

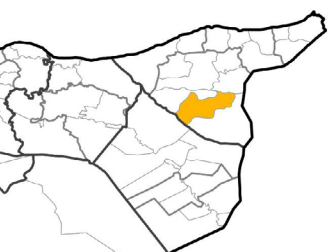
Al-Hasakeh March 2021



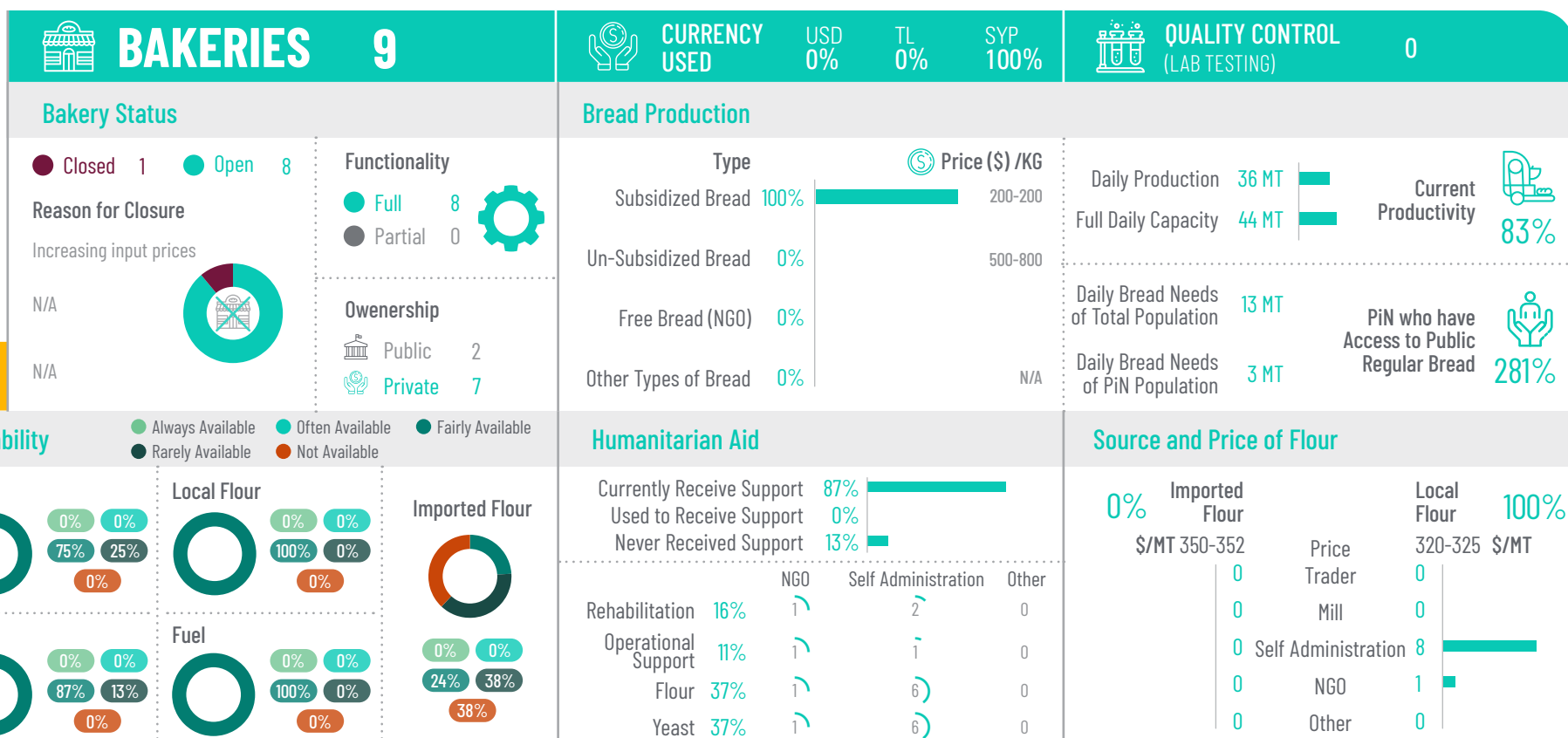
WHOLE OF SYRIA (WoS)
FOOD SECURITY SECTOR
Strengthening Humanitarian Response



DISTRICT: Al-Hasakeh
SUB-DISTRICT: Shadadah



TOTAL POPULATION 38,991
PIN 9,902



MILLS 16

Mills Status
Closed 7 Open 9

Reason for Closure
old and outdated machines that need to be replaced
issues with LSA

Functionality
Full 7 Partial 2

Ownership
Public 0 Private 18

Reasons for Limited Functionality
High operational costs (raw material, electricity, workers, etc)
Machines are not functional
shortages in fuel / electricity



MILLS SOURCE OF WHEAT Farmers

Milling Capacity
Maximum Capacity 88 MT
Current Capacity 88 MT
Production Functionality 100%

Market Actors Supplied by Mills

Bakeries Supplied 0
Traders Supplied 0



SILOS 2

Silos Status
Closed 2 Open 0
Functionality
Full 0 Partial 0

Ownership
Public 2 Private 0

Reason for Closure
Bombed and destroyed, on-going fightings and war



SILOS SOURCE OF WHEAT 0

Needed Support for Silos

Building Rehabilitation 0
Machine Rehabilitation 0
Estimated Cost of Machines and Rehabilitation \$0

Silos Capacity

Silos Maximum Storage Capacity 0 MT

Mapping of Wheat-to-Bread Processing Facilities

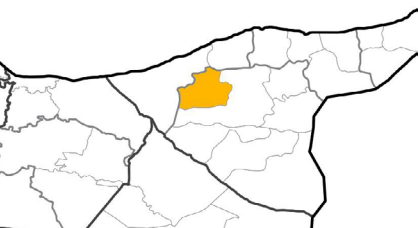
Al-Hasakeh March 2021



WHOLE OF SYRIA (WoS)
FOOD SECURITY SECTOR
Strengthening Humanitarian Response



DISTRICT: Al-Hasakeh
SUB-DISTRICT: Tal Tamer



TOTAL POPULATION 46,669
PIN 25,603

BAKERIES 1

Bakery Status

Closed 0 Open 1

Reason for Closure

N/A

N/A

N/A

Functionality

Full 1 Partial 0

Ownership

Public 0 Private 1

CURRENCY USED

USD 0%

TL 0%

SYP 100%

QUALITY CONTROL (LAB TESTING)

0

Bread Production

Type

Subsidized Bread 100%

Un-Subsidized Bread 0%

Free Bread (NGO) 0%

Other Types of Bread 0%

Price (\$) /KG

200-200

700-700

N/A

Daily Production 1 MT

Full Daily Capacity 4 MT

Current Productivity 36%

Daily Bread Needs of Total Population 15 MT

Daily Bread Needs of PIN Population 8 MT

PiN who have Access to Public Regular Bread 9%

Bakery Management

Bakery Owner 1
Tenant 0
Local Council 0
Other 0

Availability

Always Available Often Available Fairly Available
Rarely Available Not Available

Bread



Local Flour



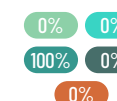
Imported Flour



Yeast



Fuel



Humanitarian Aid

Currently Receive Support 0%
Used to Receive Support 0%
Never Received Support 100%

NGO Self Administration Other

Rehabilitation 0% 0 0 0
Operational Support 0% 0 0 0
Flour 0% 0 0 0
Yeast 0% 0 0 0

Source and Price of Flour

0% Imported Flour
\$/MT 400-400

100% Local Flour
320-320 \$/MT

Price Trader 0
Mill 0
Self Administration 1
NGO 0
Other 0

MILLS 3

Mills Status

Closed 1 Open 2

Reason for Closure

family fightings/
issues

N/A

Functionality

Full 2 Partial 0

Ownership

Public 0 Private 3

Reasons for Limited Functionality

N/A

N/A

N/A

MILLS SOURCE OF WHEAT Farmers

Milling Capacity

Maximum Capacity 9 MT

Current Capacity 9 MT

Production Functionality 100%

Market Actors Supplied by Mills

Bakeries Supplied 0

Traders Supplied 0

SILOS 0

Silos Status

Closed 0 Open 0

Full 0 Partial 0

Ownership

Public 0 Private 0

Reason for Closure N/A

SILOS SOURCE OF WHEAT 0

Needed Support for Silos

Building Rehabilitation 0

Machine Rehabilitation 0

Estimated Cost of Machines and Rehabilitation \$0

Silos Capacity

Silos Maximum Storage Capacity 0 MT

Mapping of Wheat-to-Bread Processing Facilities

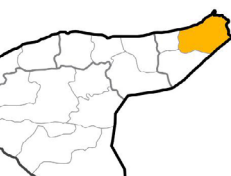
Al-Hasakeh March 2021



WHOLE OF SYRIA (WoS)
FOOD SECURITY SECTOR
Strengthening Humanitarian Response



DISTRICT: Al-Malikeyyeh
SUB-DISTRICT: Al-Malikeyyeh



TOTAL POPULATION
84,375

PIN
25,809



BAKERIES

2

Bakery Status

● Closed 0 ● Open 2

Reason for Closure

N/A

N/A

N/A



Functionality

● Full 1 ● Partial 1

Ownership

Public 0

Private 2



CURRENCY USED

USD 0%

TL 0%

SYP 100%



QUALITY CONTROL

(LAB TESTING)

1

Bread Production

Type

Subsidized Bread 0%

Un-Subsidized Bread 4%

Free Bread (NGO) 4%

Other Types of Bread 0%

Price (\$) /KG

1000-1000

300-300

N/A

Daily Production 8 MT

Full Daily Capacity 16 MT

Current Productivity

49%

Daily Bread Needs of Total Population 28 MT

Daily Bread Needs of PIN Population 9 MT

PiN who have Access to Public Regular Bread

0%

Bakery Management

Bakery Owner 0

Tenant 2

Local Council 0

Other 0

Availability

● Always Available ● Often Available ● Fairly Available
● Rarely Available ● Not Available

Bread



Local Flour



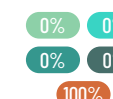
Imported Flour



Yeast



Fuel



Humanitarian Aid

Currently Receive Support 100%
Used to Receive Support 0%
Never Received Support 0%

	NGO	Self Administration	Other
Rehabilitation	0%	0	0
Operational Support	0%	0	0
Flour	67%	1	0
Yeast	33%	1	0

Source and Price of Flour

Source	Price \$/MT	Local Flour Price \$/MT
Imported Flour	0%	100%
Price \$/MT 500-500	0	315-375
Trader	0	0
Mill	0	0
Self Administration	1	1
NGO	1	1
Other	0	0



MILLS

1

Mills Status

● Closed 0 ● Open 1

Reason for Closure

N/A

N/A



Functionality

● Full 1 ● Partial 0

Ownership

Public 0

Private 1

Reasons for Limited Functionality

N/A

N/A

N/A



MILLS SOURCE OF WHEAT

LSA

Milling Capacity

Maximum Capacity 175 MT

Current Capacity 175 MT

Production Functionality 100%

Market Actors Supplied by Mills

Bakeries Supplied 1

Traders Supplied 0



SILOS

1

Silos Status

● Closed 0 ● Open 1

● Full 1 ● Partial 0

Ownership

Public 1

Private 0

Reason for Closure N/A



SILOS SOURCE OF WHEAT

Farmers

Needed Support for Silos

Building Rehabilitation 1

Machine Rehabilitation 1

Estimated Cost of Machines and Rehabilitation \$ 8,000

Silos Capacity

Silos Maximum Storage Capacity 12,000 MT

Mapping of Wheat-to-Bread Processing Facilities

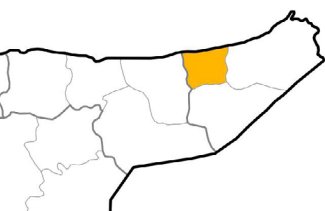
Al-Hasakeh March 2021



WHOLE OF SYRIA (WoS)
FOOD SECURITY SECTOR
Strengthening Humanitarian Response



DISTRICT: Al-Malikeyyeh
SUB-DISTRICT: Jawadiyah



TOTAL POPULATION 27,117
PIN 9,839



BAKERIES

24

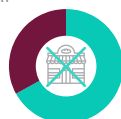
Bakery Status

● Closed 8 ● Open 16

Reason for Closure

Issues with Local Self Administration

No support/ subsidies from Syrian Government
no profitability



Functionality

● Full 1 ● Partial 15



Ownership

Public 0
Private 24



CURRENCY USED

USD 0%

TL 0%

SYP 100%



QUALITY CONTROL (LAB TESTING)

0

Bread Production

Type

Subsidized Bread 100%
Un-Subsidized Bread 0%
Free Bread (NGO) 0%
Other Types of Bread 0%

Price (\$) /KG

35-100
1200-1500
N/A

Daily Production 18 MT
Full Daily Capacity 46 MT

Current Productivity 38%



Daily Bread Needs of Total Population 9 MT

PiN who have Access to Public Regular Bread 199%



Daily Bread Needs of PiN Population 3 MT

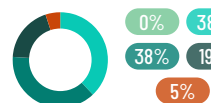
Bakery Management

Bakery Owner 12
Tenant 4
Local Council 0
Other 0

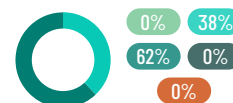
Availability

● Always Available ● Often Available ● Fairly Available
● Rarely Available ● Not Available

Bread



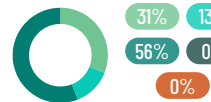
Local Flour



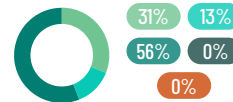
Imported Flour



Yeast



Fuel



Humanitarian Aid

Currently Receive Support 100%
Used to Receive Support 0%
Never Received Support 0%

Rehabilitation 0%
Operational Support 0%
Flour 94%
Yeast 6%

Source and Price of Flour

0% Imported Flour \$/MT 222-250
Price Trader 0
Mill 0
Self Administration 15
NGO 1
Other 0



MILLS

1

Mills Status

● Closed 0 ● Open 1

Reason for Closure

N/A

N/A



Functionality

● Full 1 ● Partial 0



Reasons for Limited Functionality

N/A

N/A

N/A

Ownership

Public 0
Private 1



MILLS SOURCE OF WHEAT

Farmers, Wheat traders

Milling Capacity

Maximum Capacity 20 MT
Current Capacity 20 MT

Production Functionality 100%

Market Actors Supplied by Mills

Bakeries Supplied 0
Traders Supplied 5



SILOS

0

Silos Status

● Closed 0 ● Open 0

Functionality

● Full 0 ● Partial 0

Ownership

Public 0
Private 0

Reason for Closure

N/A



SILOS SOURCE OF WHEAT

0

Needed Support for Silos

Building Rehabilitation 0
Machine Rehabilitation 0
Estimated Cost of Machines and Rehabilitation \$0

Silos Capacity

Silos Maximum Storage Capacity 0 MT

Mapping of Wheat-to-Bread Processing Facilities

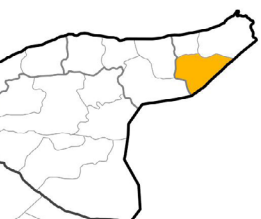
Al-Hasakeh March 2021



WHOLE OF SYRIA (WoS)
FOOD SECURITY SECTOR
Strengthening Humanitarian Response



DISTRICT: Al-Malikeyyeh
SUB-DISTRICT: Ya'robiyah



TOTAL POPULATION 27,221
PIN 7,345



BAKERIES

14

Bakery Status

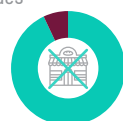
● Closed 1 ● Open 13

Reason for Closure

family fightings/issues

N/A

N/A



Functionality

● Full 0 ● Partial 13



Ownership

Public 1
Private 13



CURRENCY USED

USD 0%

TL 0%

SYP 100%



QUALITY CONTROL
(LAB TESTING)

1

Bread Production

Type

Subsidized Bread 92%

Un-Subsidized Bread 1%

Free Bread (NGO) 0%

Other Types of Bread 0%

Price (\$) /KG

75-100

1100-1200

N/A

Daily Production 10 MT

Full Daily Capacity 35 MT

Current Productivity

29%

Daily Bread Needs of Total Population 9 MT

Daily Bread Needs of PIN Population 2 MT

PiN who have Access to Public Regular Bread

102%

Bakery Management

Bakery Owner 11
Tenant 1
Local Council 1
Other 0

Availability

● Always Available ● Often Available ● Fairly Available
● Rarely Available ● Not Available

Bread



Local Flour



Imported Flour



Yeast



Fuel



Humanitarian Aid

Currently Receive Support 85%
Used to Receive Support 0%
Never Received Support 15%

NGO Self Administration Other

Rehabilitation 0%

Operational Support 0%

Flour 100%

Yeast 0%

0

0

0

0

0

0

0

0

0

0

0

0

0

0

0

0

0

0

0

0

0

0

0

0

0

0

0

0

0

0

0

0

0

0

0

0

0

0

0

0

0

0

0

0

0

0

0

0

0

0

0

0

0

0

0

0

0

0

0

0

0

0

0

0

0

0

0

0

0

0

0

0

0

0

0

0

0

0

0

0

0

0

0

0

0

0

0

0

0

0

0

0

0

0

0

0

0

0

0

0

0

0

0

0

0

0

0

0

0

0

0

0

0

0

0

0

0

0

0

0

0

0

0

0

0

0

0

0

0

0

0

0

0

0

0

0

0

0

0

0

0

0

0

0

0

0

0

0

0

0

0

0

0

0

0

0

0

0

0

0

0

0

0

0

0

0

0

0

0

0

0

0

0

0

0

0

0

0

0

0

0

0

0

0

0

0

0

0

0

0

0

0

0

0

0

0

0

0

0

0

0

0

0

0

0

0

0

0

0

0

0

0

0

0

0

0

0

0

0

0

0

0

0

0

0

0

0

0

0

0

0

0

0

0

0

0

0

0

Mapping of Wheat-to-Bread Processing Facilities

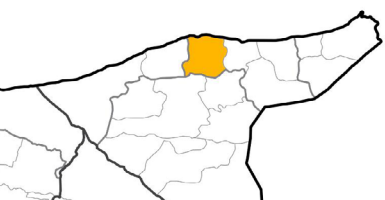
Al-Hasakeh March 2021



WHOLE OF SYRIA (WoS)
FOOD SECURITY SECTOR
Strengthening Humanitarian Response



DISTRICT: Quamishli
SUB-DISTRICT: Amuda



TOTAL POPULATION 46,689
PIN 6,635



BAKERIES

3

Bakery Status

● Closed 0 ● Open 3

Reason for Closure

N/A

N/A

N/A



Functionality

● Full 0 ● Partial 3



Ownership

Public 1
Private 2



CURRENCY USED

USD 0%

TL 0%

SYP 100%



QUALITY CONTROL
(LAB TESTING)

0

Bread Production

Type

Subsidized Bread 33%

Un-Subsidized Bread 0%

Free Bread (NGO) 0%

Other Types of Bread 14%

Price (\$) /KG

120-700

100-1000

750-1000

Daily Production 20 MT

Full Daily Capacity 29 MT

Current Productivity

70%

Daily Bread Needs of Total Population 15 MT

Daily Bread Needs of PIN Population 2 MT

PiN who have Access to Public Regular Bread

44%

Bakery Management

Bakery Owner 2
Tenant 0
Local Council 1
Other 0

Availability

● Always Available ● Often Available ● Fairly Available
● Rarely Available ● Not Available

Bread



Local Flour



Imported Flour



Yeast



Fuel



Humanitarian Aid

Currently Receive Support 0%
Used to Receive Support 0%
Never Received Support 100%

NGO Self Administration Other

Rehabilitation 0% 0 0 0
Operational Support 0% 0 0 0
Flour 0% 0 0 0
Yeast 0% 0 0 0

Source and Price of Flour

0% Imported Flour
\$/MT 300-325

100% Local Flour
150-300 \$/MT

Price Trader 0
Mill 1
Self Administration 2
NGO 0
Other 0



MILLS

5

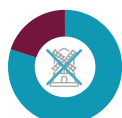
Mills Status

● Closed 1 ● Open 4

Reason for Closure

Issues with LSA

N/A



Functionality

● Full 1 ● Partial 3



Reasons for Limited Functionality

Shortage wheat

High operational costs (raw material, electricity, workers, etc)

shortages in fuel / electricity

Ownership

Public 0
Private 5



MILLS SOURCE OF WHEAT

Farmers, LSA, Wheat traders

Milling Capacity

Maximum Capacity 694 MT

Current Capacity 521 MT

Production Functionality 75%

Market Actors Supplied by Mills

Bakeries Supplied 83
Traders Supplied 9



SILOS

2

Silos Status

● Closed 0 ● Open 2

Functionality

● Full 2 ● Partial 0



Ownership

Public 2
Private 0

Reason for Closure

N/A



SILOS SOURCE OF WHEAT

Farmers

Needed Support for Silos

Building Rehabilitation 2

Machine Rehabilitation 2

Estimated Cost of Machines and Rehabilitation \$ 12,000

Silos Capacity

Silos Maximum Storage Capacity 142,000 MT

Mapping of Wheat-to-Bread Processing Facilities

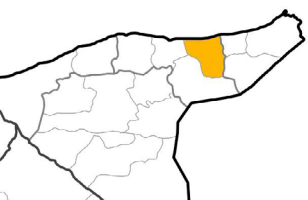
Al-Hasakeh March 2021



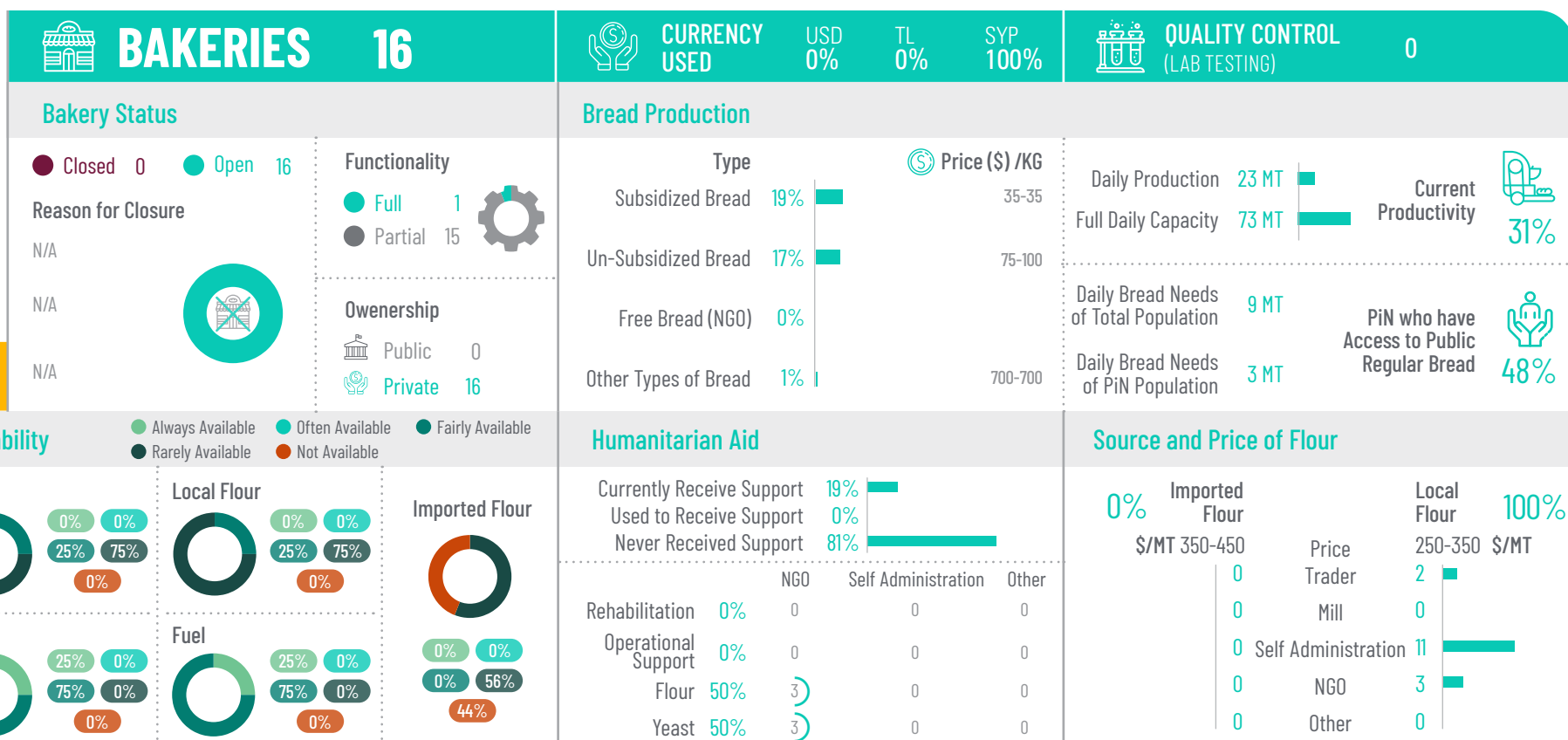
WHOLE OF SYRIA (WoS)
FOOD SECURITY SECTOR
Strengthening Humanitarian Response



DISTRICT: Quamishli
SUB-DISTRICT: Qahtaniyyeh



TOTAL POPULATION 27,079
PIN 9,026



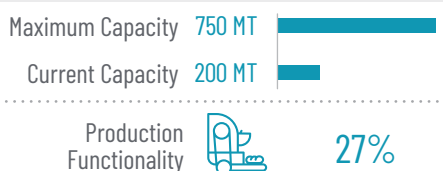
MILLS 3

Mills Status

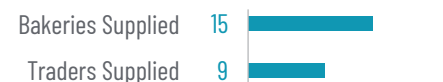


MILLS SOURCE OF WHEAT Farmers, LSA, Wheat traders

Milling Capacity

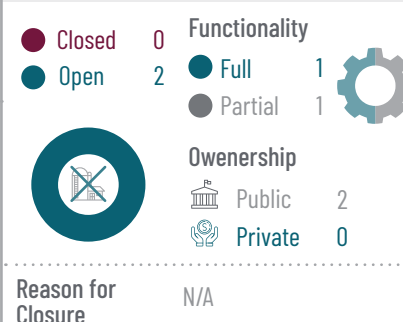


Market Actors Supplied by Mills



SILOS 2

Silos Status



SILOS SOURCE OF WHEAT Farmers

Needed Support for Silos



Silos Capacity



Mapping of Wheat-to-Bread Processing Facilities

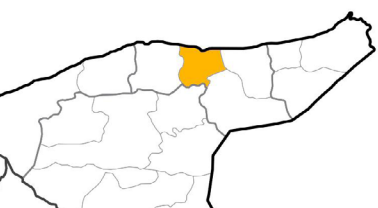
Al-Hasakeh March 2021



WHOLE OF SYRIA (WoS)
FOOD SECURITY SECTOR
Strengthening Humanitarian Response



DISTRICT: Qamishli
SUB-DISTRICT: Qamishli



TOTAL POPULATION 239,304
PIN 89,831



BAKERIES

31

Bakery Status

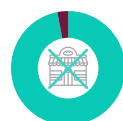
● Closed 1 ● Open 30

Reason for Closure

New ownership

N/A

N/A



Functionality

● Full 1 ● Partial 29



Ownership

Public 1
Private 30



CURRENCY USED

USD 0%

TL 0%

SYP 100%



QUALITY CONTROL (LAB TESTING)

0

Bread Production

Type

Subsidized Bread 0%

Un-Subsidized Bread 52%

Free Bread (NGO) 0%

Other Types of Bread 13%



Price (\$) /KG

35-35

75-100

500-714

Daily Production 65 MT

Full Daily Capacity 173 MT

Current Productivity

38%

Daily Bread Needs of Total Population 79 MT

Daily Bread Needs of PIN Population 30 MT

PiN who have Access to Public Regular Bread

0%

Bakery Management

Bakery Owner 26
Tenant 3
Local Council 1
Other 0

Availability

● Always Available ● Often Available ● Fairly Available
● Rarely Available ● Not Available

Bread



Local Flour



Imported Flour



Yeast



Fuel



Humanitarian Aid

Currently Receive Support 0%
Used to Receive Support 0%
Never Received Support 100%

NGO Self Administration Other

Rehabilitation 0% 0 0 0
Operational Support 0% 0 0 0
Flour 0% 0 0 0
Yeast 0% 0 0 0

Source and Price of Flour

0% Imported Flour
\$/MT 300-460

Price

Trader

0

0

0

0

0

0

0

0

0

0

0

0

0

0

100% Local Flour

\$/MT

160-400

1

0

29

0

0

0

0

0

0

0

0

0

0

0



MILLS

6

Mills Status

● Closed 0 ● Open 6

Reason for Closure

N/A

N/A



Functionality

● Full 0 ● Partial 6



Ownership

Public 2
Private 4

Reasons for Limited Functionality

High operational costs (raw material, electricity, workers, etc)

Shortage wheat

N/A



MILLS SOURCE OF WHEAT

Farmers, LSA, Wheat traders

Milling Capacity

Maximum Capacity 3,560 MT

Current Capacity 1,320 MT

Production Functionality 37%

Market Actors Supplied by Mills

Bakeries Supplied 72
Traders Supplied 16



SILOS

2

Silos Status

● Closed 0 ● Open 2



Reason for Closure

Functionality

● Full 1 ● Partial 1



Ownership

Public 2
Private 0



SILOS SOURCE OF WHEAT

Farmers, LSA, Wheat traders

Needed Support for Silos

Building Rehabilitation 2

Machine Rehabilitation 2

Estimated Cost of Machines and Rehabilitation \$ 350,000

Silos Capacity

Silos Maximum Storage Capacity 110,000 MT

Mapping of Wheat-to-Bread Processing Facilities

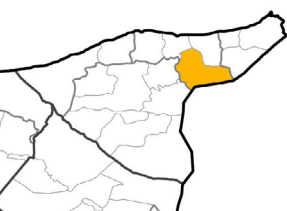
Al-Hasakeh March 2021



WHOLE OF SYRIA (WoS)
FOOD SECURITY SECTOR
Strengthening Humanitarian Response



DISTRICT: Quamishli
SUB-DISTRICT: Tal Hmis



TOTAL POPULATION 27,724
PIN 11,278



BAKERIES

15

Bakery Status

● Closed 0 ● Open 15

Reason for Closure

N/A

N/A

N/A



Functionality

● Full 2 ● Partial 13



Ownership

Public 0
Private 15



CURRENCY USED

USD 0%

TL 0%

SYP 100%



QUALITY CONTROL
(LAB TESTING)

0

Bread Production

Type

Subsidized Bread 100%

Un-Subsidized Bread 0%

Free Bread (NGO) 0%

Other Types of Bread 0%

Price (\$) /KG

75-100

100-1000

N/A

Daily Production 21 MT

Full Daily Capacity 80 MT

Current Productivity 26%



Daily Bread Needs of Total Population 9 MT

Daily Bread Needs of PIN Population 4 MT

PiN who have Access to Public Regular Bread 232%



Bakery Management

Bakery Owner 15
Tenant 0
Local Council 0
Other 0

Availability

● Always Available ● Often Available ● Fairly Available
● Rarely Available ● Not Available

Bread



Local Flour



Imported Flour



Yeast



Fuel



Humanitarian Aid

Currently Receive Support 100%
Used to Receive Support 0%
Never Received Support 0%

Rehabilitation 0%

Operational Support 0%

Flour 100%

Yeast 0%

NGO

Self Administration

Other

0

0

0

15

0

0

0

0

0

0

Source and Price of Flour

0%

Imported Flour

\$/MT 30-360

0

0

0

0

0

0

0

0

Price

Trader

0

0

0

0

0

0

15

0

0

0

0

0

0

0

100%

Local Flour

18-20

\$/MT

0

0

0

0

0



MILLS

10

Mills Status

● Closed 0 ● Open 10

Reason for Closure

N/A

N/A



Functionality

● Full 8 ● Partial 2



Reasons for Limited Functionality

Shortage wheat

shortages in fuel / electricity

N/A

Ownership

Public 0
Private 10



MILLS SOURCE OF WHEAT

Farmers

Milling Capacity

Maximum Capacity 473 MT

Current Capacity 185 MT

Production Functionality 39%

Market Actors Supplied by Mills

Bakeries Supplied 0

Traders Supplied 4



SILOS

0

Silos Status

● Closed 0 ● Open 0



Reason for Closure

Functionality

● Full 0 ● Partial 0

Ownership

Public 0
Private 0

N/A



SILOS SOURCE OF WHEAT

Farmers

Needed Support for Silos

Building Rehabilitation 0

Machine Rehabilitation 0

Estimated Cost of Machines and Rehabilitation \$0

Silos Capacity



Silos Maximum Storage Capacity

0 MT

Mapping of Wheat-to-Bread Processing Facilities

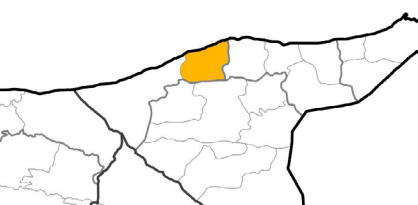
Al-Hasakeh March 2021



WHOLE OF SYRIA (WoS)
FOOD SECURITY SECTOR
Strengthening Humanitarian Response



DISTRICT: Ras Al Ain
SUB-DISTRICT: Darbasiyah



TOTAL POPULATION 30,786
PIN 8,319



BAKERIES

8

Bakery Status

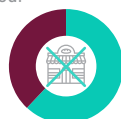
● Closed 3 ● Open 5

Reason for Closure

Low availability of flour

Increasing input prices

no profitability



Functionality

● Full 3 ● Partial 2



Ownership

Public 2
Private 6



CURRENCY USED

USD 0%

TL 0%

SYP 100%



QUALITY CONTROL
(LAB TESTING)

0

Bread Production

Type

Subsidized Bread 100%

Un-Subsidized Bread 0%

Free Bread (NGO) 0%

Other Types of Bread 0%

Price (\$) /KG

100-130

1000-1500

N/A

Daily Production 14 MT

Full Daily Capacity 48 MT

Current Productivity 28%



Daily Bread Needs of Total Population 10 MT

Daily Bread Needs of PIN Population 3 MT

PiN who have Access to Public Regular Bread 134%



Bakery Management

Bakery Owner 3

Tenant 0

Local Council 1

Other 1

Availability

● Always Available ● Often Available ● Fairly Available
● Rarely Available ● Not Available

Bread



Local Flour



Imported Flour



Yeast



Fuel



Humanitarian Aid

Currently Receive Support 20%

Used to Receive Support 0%

Never Received Support 80%

NGO Self Administration Other

Rehabilitation 33%

Operational Support 0%

Flour 33%

Yeast 33%

Source and Price of Flour

0%

Imported Flour

\$/MT 60-450

Price

Trader

0

0

0

0

0

0

0

0

0

0

0

0

0

0

0

0

0

0

100%

Local Flour

15-30

\$/MT

0

0

5

0

0

0

0

0

0

0

0

0

0

0

0

0

0



MILLS

6

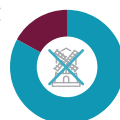
Mills Status

● Closed 1 ● Open 5

Reason for Closure

Shortage of wheat

N/A



Functionality

● Full 1 ● Partial 2



Reasons for Limited Functionality

Shortage wheat

High operational costs (raw material, electricity, workers, etc)

Work only within their area

Ownership

Public 0
Private 6



MILLS SOURCE OF WHEAT

Farmers, LSA, Wheat traders

Milling Capacity

Maximum Capacity 690 MT

Current Capacity 270 MT

Production Functionality 39%

Market Actors Supplied by Mills

Bakeries Supplied 2

Traders Supplied 5



SILOS

2

Silos Status

● Closed 0 ● Open 2

Functionality

● Full 1 ● Partial 1



Ownership

Public 2
Private 0

Reason for Closure

N/A



SILOS SOURCE OF WHEAT

LSA

Needed Support for Silos

Building Rehabilitation 1

Machine Rehabilitation 1

Estimated Cost of Machines and Rehabilitation \$ 3,000

Silos Capacity

Silos Maximum Storage Capacity 94,000 MT

Mapping of Wheat-to-Bread Processing Facilities

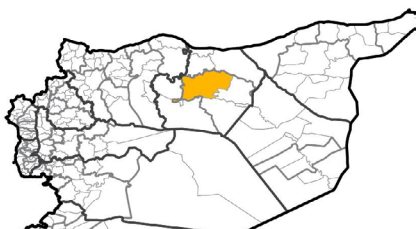
Ar-Raqqa March 2021



WHOLE OF SYRIA (WoS)
FOOD SECURITY SECTOR
Strengthening Humanitarian Response



DISTRICT: Ar-Raqqa
SUB-DISTRICT: Ar-Raqqa



TOTAL POPULATION 353,883
PIN 279,765



BAKERIES

79

Bakery Status

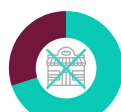
● Closed 24 ● Open 55

Reason for Closure

Maintenance needs

increasing input prices

On-going fightings



Functionality

● Full 11 ● Partial 44



Ownership

Public 10
Private 69



CURRENCY USED

USD 0%

TL 0%

SYP 100%



QUALITY CONTROL
(LAB TESTING)

2

Bread Production

Type

Subsidized Bread 76%

Un-Subsidized Bread 1%

Free Bread (NGO) 1%

Other Types of Bread 20%

Price (\$) /KG

90-180

250-1800

1500-1700

Daily Production 91 MT

Full Daily Capacity 451 MT

Current Productivity

20%

Daily Bread Needs of Total Population 117 MT

Daily Bread Needs of PIN Population 92 MT

PiN who have Access to Public Regular Bread

59%

Bakery Management

Bakery Owner 47
Tenant 2
Local Council 0
Other 6

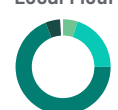
Availability

● Always Available ● Often Available ● Fairly Available
● Rarely Available ● Not Available

Bread



Local Flour



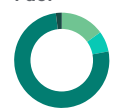
Imported Flour



Yeast



Fuel



Humanitarian Aid

Currently Receive Support 78%
Used to Receive Support 0%
Never Received Support 22%

Rehabilitation

0%

Operational Support 0%

Flour 98%

Yeast 2%

NGO

Self Administration

Other

0

0

1

1

0

0

0

43

0

0

0

Source and Price of Flour

0%

Imported Flour

\$/MT 70-460

0

0

0

0

0

0

0

Price

Trader

14

1

40

0

0

0

Local Flour

20-460

14

1

40

0

0

0

100%



MILLS

5

Mills Status

● Closed 0 ● Open 5

Reason for Closure

N/A

N/A



Functionality

● Full 4 ● Partial 1



Reasons for Limited Functionality

Shortage wheat

shortages in fuel / electricity

N/A

Ownership

Public 1
Private 4



MILLS SOURCE OF WHEAT

LSA, Wheat traders

Milling Capacity

Maximum Capacity 2,349 MT

Current Capacity 2,035 MT

Production Functionality



87%

Market Actors Supplied by Mills

Bakeries Supplied 125

Traders Supplied 8



SILOS

6

Silos Status

● Closed 2 ● Open 4



Functionality

● Full 1 ● Partial 3



Ownership

Public 6
Private 0

Reason for Closure

Bombed and destroyed



SILOS SOURCE OF WHEAT

Farmers

Needed Support for Silos

Building Rehabilitation 4

Machine Rehabilitation 4

Estimated Cost of Machines and Rehabilitation \$ 86,000

Silos Capacity



Silos Maximum Storage Capacity 55,000 MT

Mapping of Wheat-to-Bread Processing Facilities

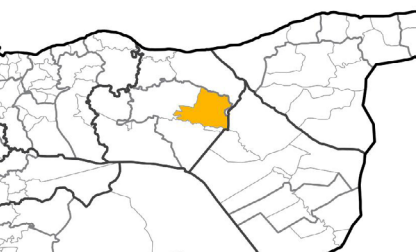
Ar-Raqqa March 2021



WHOLE OF SYRIA (WoS)
FOOD SECURITY SECTOR
Strengthening Humanitarian Response



DISTRICT: Ar-Raqqa
SUB-DISTRICT: Karama



TOTAL POPULATION 52,845
PIN 36,111

BAKERIES 23

Bakery Status

Closed 9 Open 14

Reason for Closure

Maintenance needs

no profitability

stolen machines



Functionality

Full 4 Partial 10

Ownership

Public 4 Private 11



CURRENCY USED

USD 18%

TL 0%

SYP 82%

QUALITY CONTROL (LAB TESTING)

0

Bread Production

Type

Subsidized Bread 100%

Un-Subsidized Bread 0%

Free Bread (NGO) 0%

Other Types of Bread 0%

Price (\$) /KG

88-135

120-1500

N/A

Daily Production 22 MT

Full Daily Capacity 69 MT

Current Productivity

32%

Daily Bread Needs of Total Population 17 MT

Daily Bread Needs of PIN Population 12 MT

PiN who have Access to Public Regular Bread

125%

Bakery Management

Bakery Owner 6
Tenant 8
Local Council 0
Other 0

Availability

Always Available Often Available Fairly Available
Rarely Available Not Available

Bread



Local Flour



Imported Flour



Yeast



Fuel



Humanitarian Aid

Currently Receive Support 57%
Used to Receive Support 0%
Never Received Support 43%

Rehabilitation

11%

Operational Support 11%

Flour 78%

Yeast 0%

NGO

Self Administration

Other

0

0

0

0

0

0

0

0

0

0

0

0

0

0

0

0

0

0

0

0

Source and Price of Flour

0% Imported Flour
\$/MT 340-380

100% Local Flour
\$/MT 220-350

Price Trader 0
Mill 0
Self Administration 14
NGO 0
Other 0

MILLS 2

Mills Status

Closed 1 Open 1

Reason for Closure

High operational costs

N/A



Functionality

Full 1 Partial 0

Ownership

Public 0 Private 2

Reasons for Limited Functionality

N/A

N/A

N/A

MILLS SOURCE OF WHEAT Wheat traders

Milling Capacity

Maximum Capacity 70 MT

Current Capacity 70 MT

Production Functionality 100%

Market Actors Supplied by Mills

Bakeries Supplied 6

Traders Supplied 2

SILOS 2

Silos Status

Closed 1 Open 1



Functionality

Full 0 Partial 1

Ownership

Public 2 Private 0

Reason for Closure

Bombed and destroyed

SILOS SOURCE OF WHEAT Farmers

Needed Support for Silos

Building Rehabilitation 1

Machine Rehabilitation 1

Estimated Cost of Machines and Rehabilitation \$ 20,000

Silos Capacity

Silos Maximum Storage Capacity 12,000 MT

Mapping of Wheat-to-Bread Processing Facilities

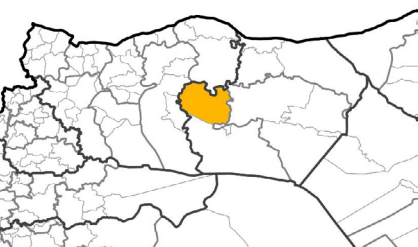
Ar-Raqqa March 2021



WHOLE OF SYRIA (WoS)
FOOD SECURITY SECTOR
Strengthening Humanitarian Response



DISTRICT: Ath-Thawrah
SUB-DISTRICT: Jurneyyeh



TOTAL POPULATION
37,583

PIN
25,175



BAKERIES

7

Bakery Status

Closed 0 Open 7

Reason for Closure

N/A

N/A

N/A

Functionality

Full 7 Partial 0

Ownership

Public 0 Private 7



CURRENCY USED

USD 0%

TL 0%

SYP 100%



QUALITY CONTROL (LAB TESTING)

0

Bread Production

Type

Subsidized Bread 86%

Un-Subsidized Bread 3%

Free Bread (NGO) 0%

Other Types of Bread 0%

Price (\$) /KG

110-115

N/A

N/A

N/A

Daily Production 20 MT

Full Daily Capacity 36 MT

Current Productivity

55%

Daily Bread Needs of Total Population 12 MT

Daily Bread Needs of PIN Population 8 MT

PiN who have Access to Public Regular Bread

137%

Bakery Management

Bakery Owner 7

Tenant 0

Local Council 0

Other 0

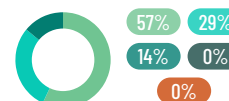
Availability

Always Available Often Available Fairly Available Rarely Available Not Available

Bread



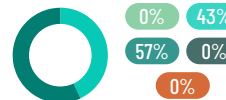
Local Flour



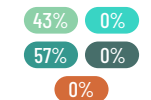
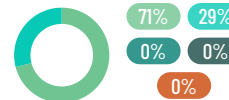
Imported Flour



Yeast



Fuel



Humanitarian Aid

Currently Receive Support 86%

Used to Receive Support 0%

Never Received Support 14%

Rehabilitation 0% 0 0 0

Operational Support 0% 0 0 0

Flour 50% 0 6 0

Yeast 50% 0 6 0

Source and Price of Flour

14% Imported Flour \$/MT 215-225

Price Trader 0

Price Mill 0

Price Self Administration 6

Price NGO 0

Price Other 0

86% Local Flour 24-25 \$/MT



MILLS

1

Mills Status

Closed 0 Open 1

Reason for Closure

N/A

N/A

Functionality

Full 1 Partial 0

Reasons for Limited Functionality

N/A

N/A

N/A

Ownership

Public 0 Private 1



MILLS SOURCE OF WHEAT

N/A

Milling Capacity

Maximum Capacity 500 MT

Current Capacity 500 MT

Production Functionality 100%

Market Actors Supplied by Mills

Bakeries Supplied 10

Traders Supplied 10



SILOS

1

Silos Status

Closed 1 Open 0

Functionality Full 0 Partial 0



Ownership Public 0 Private 1

Reason for Closure

Bombed and destroyed



SILOS SOURCE OF WHEAT

0

Needed Support for Silos

Building Rehabilitation 0

Machine Rehabilitation 0

Estimated Cost of Machines and Rehabilitation \$0

Silos Capacity

Silos Maximum Storage Capacity

0 MT

Mapping of Wheat-to-Bread Processing Facilities

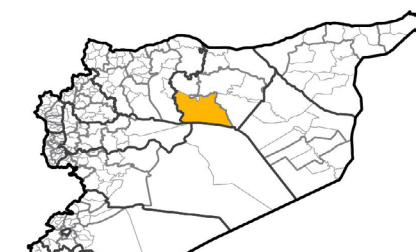
Ar-Raqqa March 2021



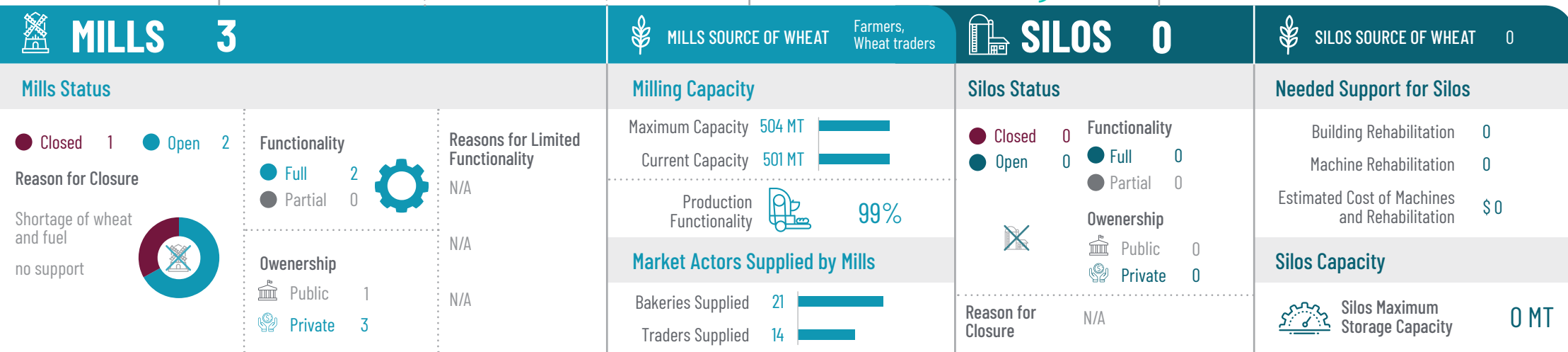
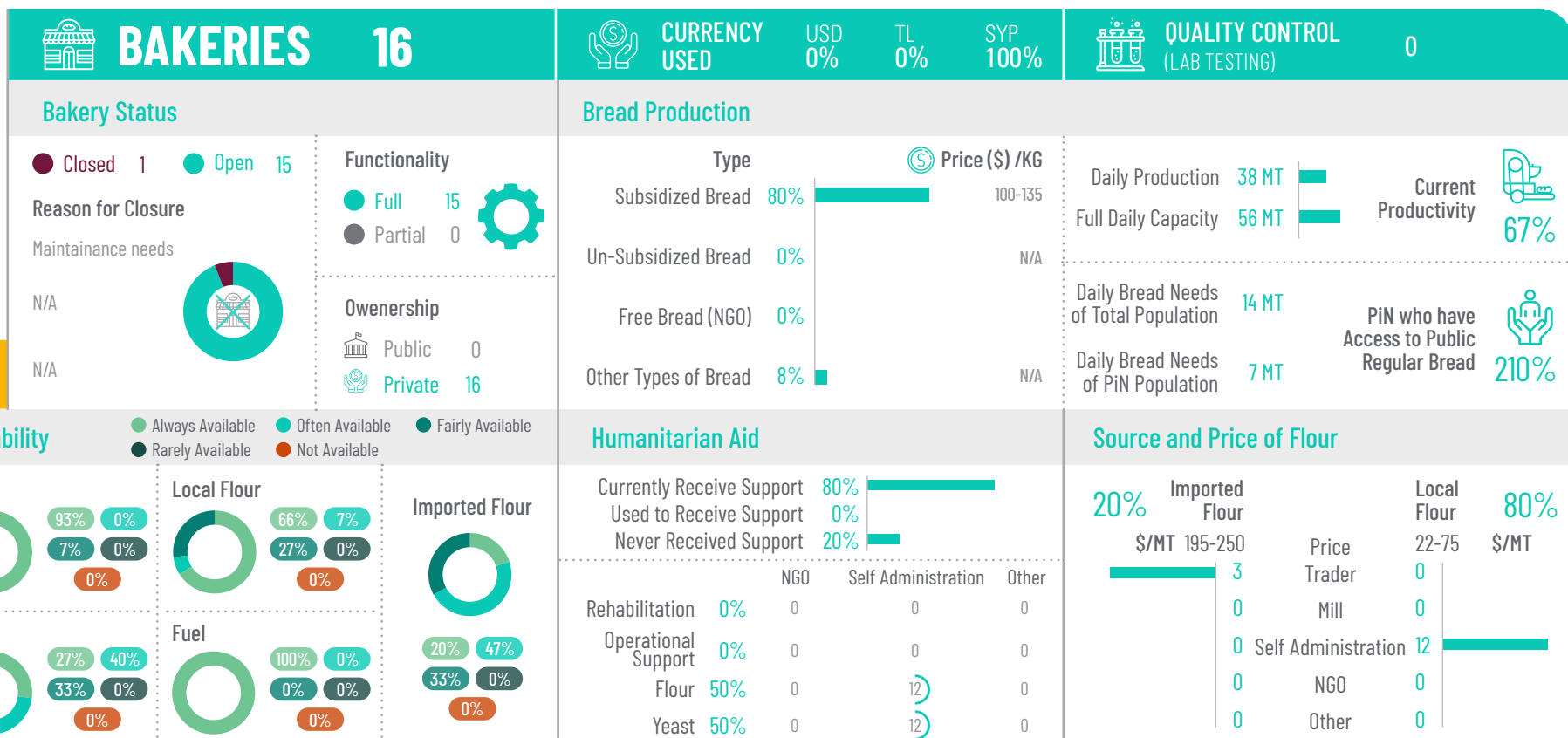
WHOLE OF SYRIA (WoS)
FOOD SECURITY SECTOR
Strengthening Humanitarian Response



DISTRICT: Ath-Thawrah
SUB-DISTRICT: Mansura



TOTAL POPULATION 43,621
PIN 22,437



Mapping of Wheat-to-Bread Processing Facilities


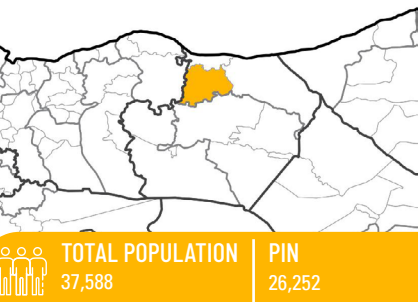
Ar-Raqqa March 2021



WHOLE OF SYRIA (WoS)
FOOD SECURITY SECTOR
Strengthening Humanitarian Response



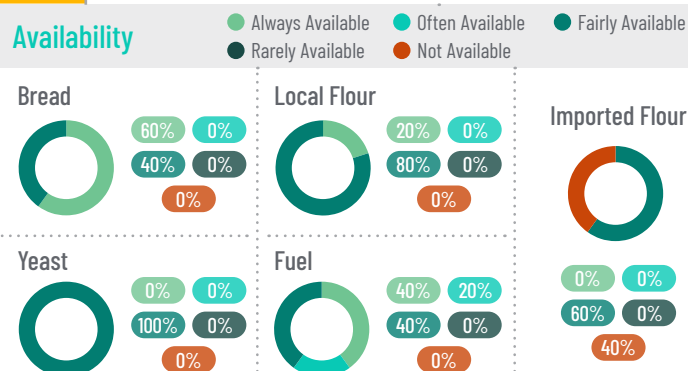
DISTRICT: Tell Abiad
SUB-DISTRICT: Ein Issa



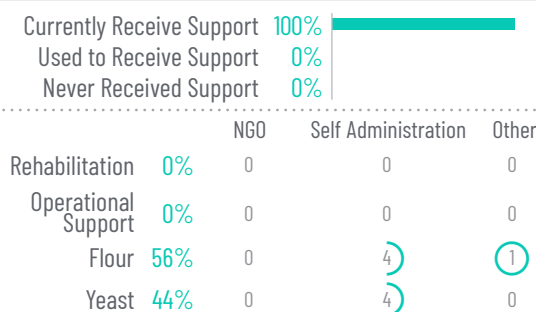
Bakery Management

Bakery Owner 3
Tenant 2
Local Council 0
Other 0

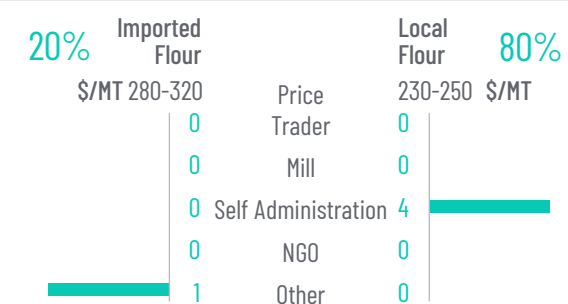
Availability



Humanitarian Aid



Source and Price of Flour



MILLS

8

Mills Status

Closed 7 Open 1
Reason for Closure: Peace Spring Operation war, conflict, and destruction, shortage of wheat

Functionality: Full 0, Partial 0
Ownership: Public 1, Private 7

Reasons for Limited Functionality: Machines are not functional, N/A



MILLS SOURCE OF WHEAT

N/A

Milling Capacity

Maximum Capacity 0 MT
Current Capacity 0 MT

Production Functionality 0%

Market Actors Supplied by Mills

Bakeries Supplied 0
Traders Supplied 0



SILOS

6

Silos Status

Closed 6 Open 0
Functionality: Full 0, Partial 0
Ownership: Public 6, Private 0

Reason for Closure: Peace Spring Operation war and conflict, shortage of wheat



SILOS SOURCE OF WHEAT

0

Needed Support for Silos

Building Rehabilitation 0
Machine Rehabilitation 0
Estimated Cost of Machines and Rehabilitation \$0

Silos Capacity

Silos Maximum Storage Capacity 0 MT

Mapping of Wheat-to-Bread Processing Facilities

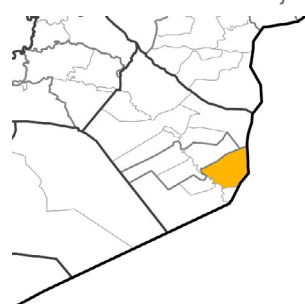
Deir-ez-Zor March 2021



WHOLE OF SYRIA (WoS)
FOOD SECURITY SECTOR
Strengthening Humanitarian Response



DISTRICT: Abu Kamal
SUB-DISTRICT: Hajin



TOTAL POPULATION 113,303
PIN 113,303



BAKERIES

18

Bakery Status

● Closed 0 ● Open 18

Reason for Closure

N/A

N/A

N/A



Functionality

● Full 17 ● Partial 1



Ownership

Public 0
Private 18



CURRENCY USED

USD 0%

TL 0%

SYP 100%



QUALITY CONTROL (LAB TESTING)

0

Bread Production

Type

Subsidized Bread 6%

Un-Subsidized Bread 45%

Free Bread (NGO) 0%

Other Types of Bread 0%



Price (\$) /KG

200-1200

250-1250

N/A

Daily Production 48 MT

Full Daily Capacity 74 MT

Current Productivity 65%



Daily Bread Needs of Total Population 37 MT

Daily Bread Needs of PIN Population 37 MT

PiN who have Access to Public Regular Bread 7%



Bakery Management

Bakery Owner 18

Tenant 0

Local Council 0

Other 0

Availability

● Always Available ● Often Available ● Fairly Available
● Rarely Available ● Not Available

Bread



Local Flour



Imported Flour



Yeast



Fuel



Humanitarian Aid

Currently Receive Support 6%
Used to Receive Support 0%
Never Received Support 94%

NGO

Self Administration

Other

Rehabilitation 0%

Operational Support 0%

Flour 100%

Yeast 0%

0

0

0

0

0

0

0

0

0

0

0

0

0

Source and Price of Flour

0%

Imported Flour

\$/MT 250-410

0

0

0

0

0

0

0

0

0

0

0

0

0

0

0

0

0

Price

Trader

17

16

1

0

0

0

0

0

0

0

0

0

0

0

0

100%

Local Flour

250-400 \$/MT

17

16

1

0

0

0

0

0

0

0

0

0

0

0

0

0



MILLS

25

Mills Status

● Closed 0 ● Open 25

Reason for Closure

N/A

N/A



Functionality

● Full 25 ● Partial 0



Reasons for Limited Functionality

N/A

N/A

N/A

Ownership

Public 0
Private 25



MILLS SOURCE OF WHEAT

Farmers, Wheat traders

Milling Capacity

Maximum Capacity 1,768 MT

Current Capacity 1,019 MT

Production Functionality



58%

Market Actors Supplied by Mills

Bakeries Supplied 40

Traders Supplied 113



SILOS

0

Silos Status

● Closed 0 ● Open 0

Functionality

● Full 0 ● Partial 0

Ownership

Public 0
Private 0

Reason for Closure

N/A



SILOS SOURCE OF WHEAT

0

Needed Support for Silos

Building Rehabilitation 0

Machine Rehabilitation 0

Estimated Cost of Machines and Rehabilitation \$0

Silos Capacity



Silos Maximum Storage Capacity

0 MT

Mapping of Wheat-to-Bread Processing Facilities

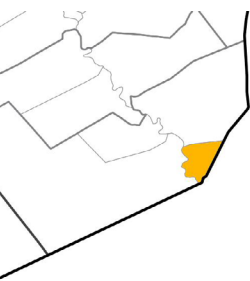
Deir-ez-Zor March 2021



WHOLE OF SYRIA (WoS)
FOOD SECURITY SECTOR
Strengthening Humanitarian Response



DISTRICT: Abu Kamal
SUB-DISTRICT: Susat



TOTAL POPULATION
21,138

PIN
21,138



BAKERIES

11

Bakery Status

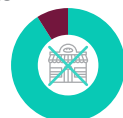
● Closed 1 ● Open 10

Reason for Closure

No support/subsidies

N/A

N/A



Functionality

● Full 0 ● Partial 10



Ownership

Public 1
Private 10



CURRENCY USED

USD 0%

TL 0%

SYP 100%



QUALITY CONTROL
(LAB TESTING)

0

Bread Production

Type

Subsidized Bread 100%

Un-Subsidized Bread 0%

Free Bread (NGO) 0%

Other Types of Bread 0%

Price (\$) /KG

130-1000

130-1100

N/A

Daily Production 13 MT

Full Daily Capacity 91 MT

Current Productivity 15%



Daily Bread Needs of Total Population 7 MT

Daily Bread Needs of PIN Population 7 MT

PiN who have Access to Public Regular Bread 191%



Bakery Management

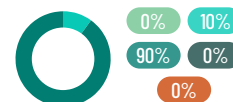
Bakery Owner 10
Tenant 0
Local Council 0
Other 0

Availability

● Always Available ● Often Available ● Fairly Available
● Rarely Available ● Not Available



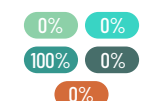
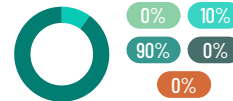
Local Flour



Imported Flour



Fuel



Humanitarian Aid

Currently Receive Support 80%
Used to Receive Support 0%
Never Received Support 20%

NGO Self Administration Other

Rehabilitation 0% 0 0 0
Operational Support 0% 0 0 0
Flour 50% 0 8 0
Yeast 50% 0 8 0

Source and Price of Flour

0% Imported Flour
\$/MT 240-270

Price

Trader

0

0

0

0

0

0

0

0

0

0

0

0

0

0

0

0

0

0

0

0

0

0

0

0

0

Price

Trader

0

0

0

0

0

0

0

0

0

0

0

0

0

0

0

0

0

0

0

0

0

0

0

0

0

Price

Trader

0

0

0

0

0

0

0

0

0

0

0

0

0

0

0

0

0

0

0

0

0

0

0

0

0

Price

Trader

0

0

0

0

0

0

0

0

0

0

0

0

0

0

0

0

0

0

0

0

0

0

0

0

0

Price

Trader

0

0

0

0

0

0

0

0

0

0

0

0

0

0

0

0

0

0

0

0

0

0

0

0

0

Price

Trader

0

0

0

0

0

0

0

0

0

0

0

0

0

0

0

0

0

0

0

0

0

0

0

0

0

Price

Trader

0

0

0

0

0

0

0

0

0

0

0

0

0

0

0

0

0

0

0

0

0

0

0

0

0

Price

Trader

0

0

0

0

0

0

0

0

0

0

0

0

0

0

0

0

0

0

0

0

0

0

0

0

0

Price

Trader

0

0

0

0

0

0

0

0

0

0

0

0

0

0

0

0

0

0

Mapping of Wheat-to-Bread Processing Facilities

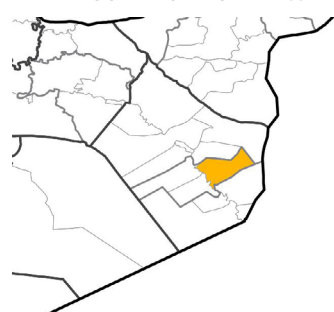
Deir-ez-Zor March 2021



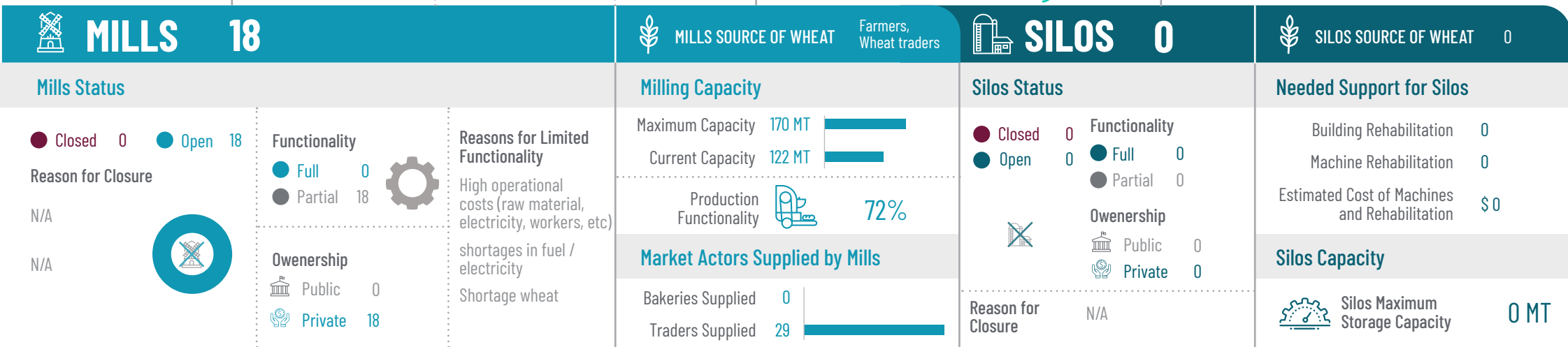
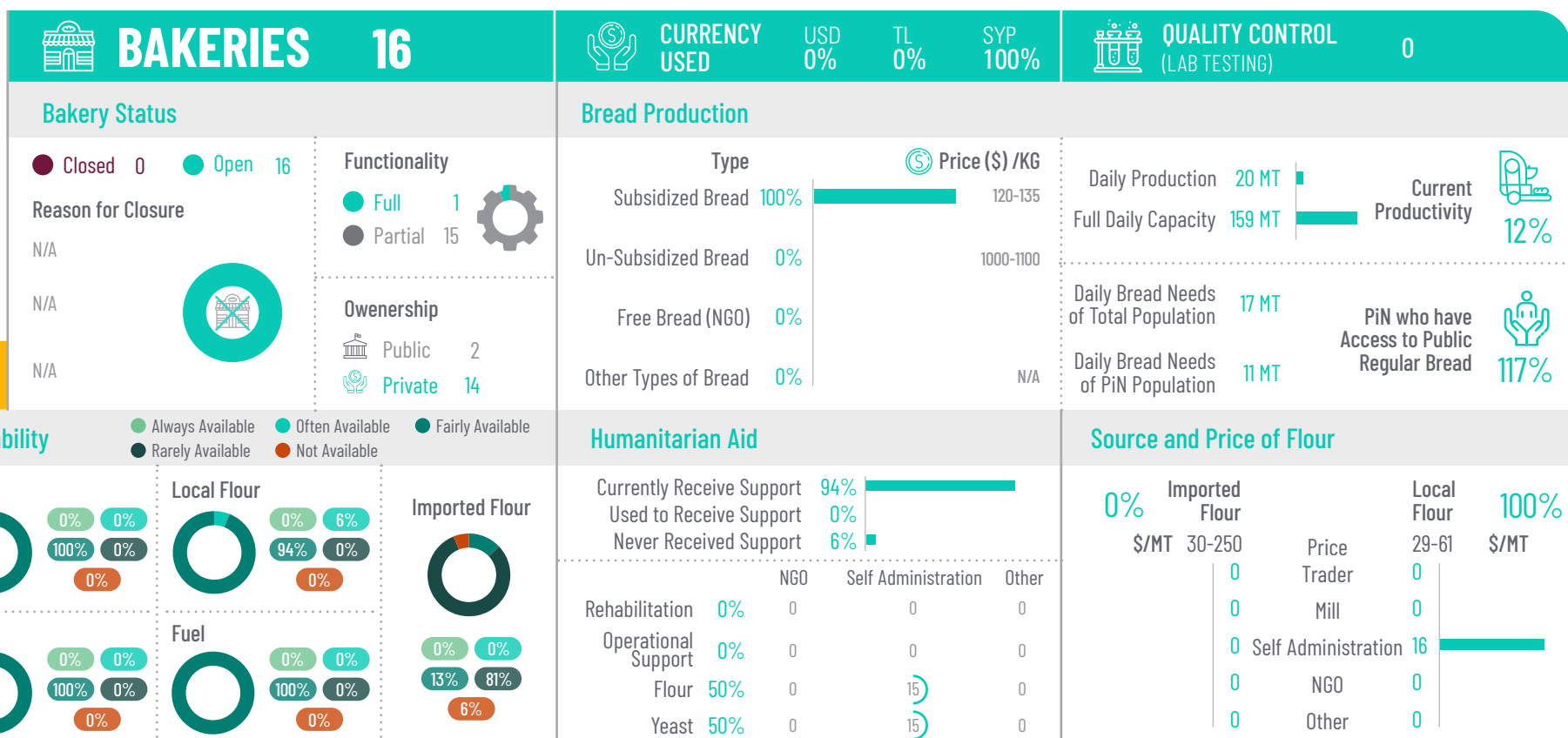
WHOLE OF SYRIA (WoS)
FOOD SECURITY SECTOR
Strengthening Humanitarian Response



DISTRICT: Al Mayadin
SUB-DISTRICT: Thiban



TOTAL POPULATION 51,189
PIN 33,785



Mapping of Wheat-to-Bread Processing Facilities

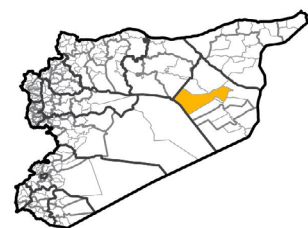
Deir-ez-Zor March 2021



WHOLE OF SYRIA (WoS)
FOOD SECURITY SECTOR
Strengthening Humanitarian Response



DISTRICT: Deir-ez-Zor
SUB-DISTRICT: Deir-ez-Zor



TOTAL POPULATION 160,331
PIN 70,760



BAKERIES

7

Bakery Status

● Closed 2 ● Open 5

Reason for Closure

No support/subsidies

Increasing input prices

N/A

Functionality

● Full 4 ● Partial 1

Ownership

Public 0
Private 7



CURRENCY USED

USD 0%

TL 0%

SYP 100%

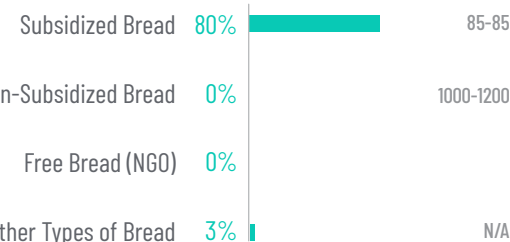


QUALITY CONTROL
(LAB TESTING)

0

Bread Production

Type



Price (\$) /KG

85-85

1000-1200

N/A

Daily Production 14 MT

Full Daily Capacity 45 MT

Current Productivity

32%

Daily Bread Needs of Total Population 53 MT

Daily Bread Needs of PIN Population 23 MT

PiN who have Access to Public Regular Bread

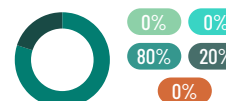
22%

Bakery Management

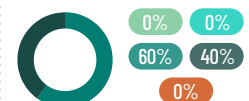
Availability

● Always Available ● Often Available ● Fairly Available
● Rarely Available ● Not Available

Bread



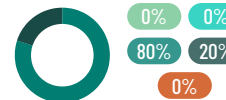
Local Flour



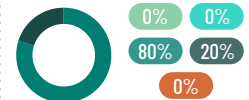
Imported Flour



Yeast



Fuel



Bakery Owner 5
Tenant 0
Local Council 0
Other 0

Humanitarian Aid

Currently Receive Support 80%
Used to Receive Support 0%
Never Received Support 20%

Rehabilitation 0%
Operational Support 0%
Flour 100%
Yeast 0%

Source and Price of Flour

20% Imported Flour
\$ /MT 310-315
Price Trader 1
Mill 0
Self Administration 4
NGO 0
Other 0

80% Local Flour
150-160 \$ /MT
Price Trader 0
Mill 0
Self Administration 4
NGO 0
Other 0



MILLS

2

Mills Status

● Closed 0 ● Open 2

Reason for Closure

N/A

N/A

Functionality

● Full 0 ● Partial 1

Reasons for Limited Functionality

Shortage wheat

N/A

N/A

Ownership

Public 0
Private 2



MILLS SOURCE OF WHEAT

Farmers

Milling Capacity

Maximum Capacity 300 MT

Current Capacity 75 MT

Production Functionality 25%

Market Actors Supplied by Mills

Bakeries Supplied 0
Traders Supplied 2



SILOS

2

Silos Status

● Closed 1 ● Open 1



Ownership

Public 2
Private 0

Reason for Closure

Bombed and destroyed



SILOS SOURCE OF WHEAT

LSA

Needed Support for Silos

Building Rehabilitation 0

Machine Rehabilitation 1

Estimated Cost of Machines and Rehabilitation \$ 10,000

Silos Capacity

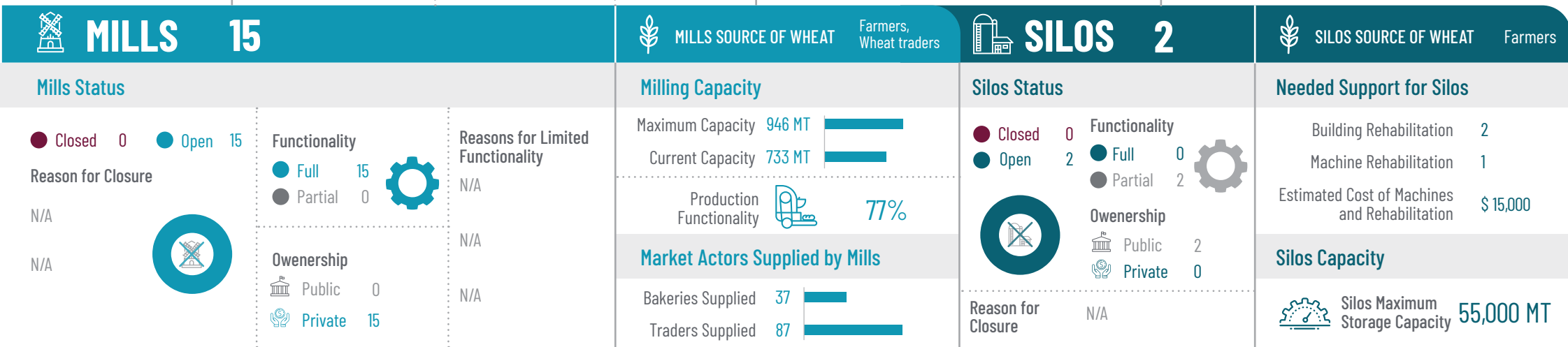
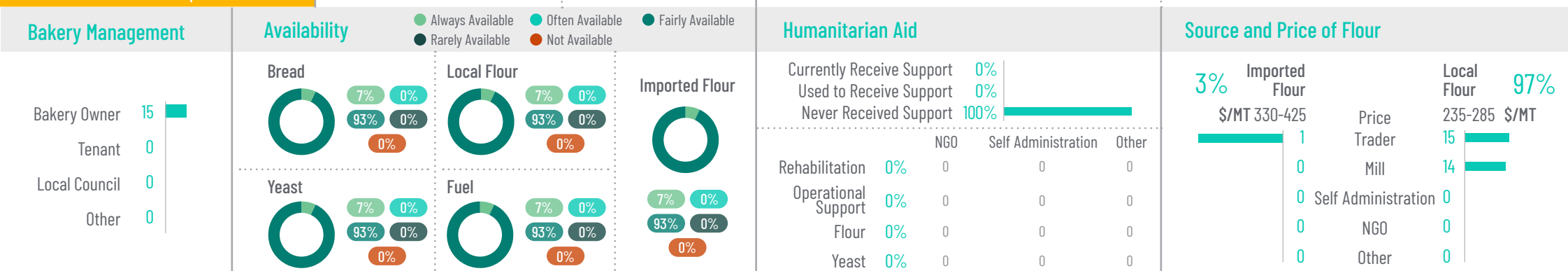
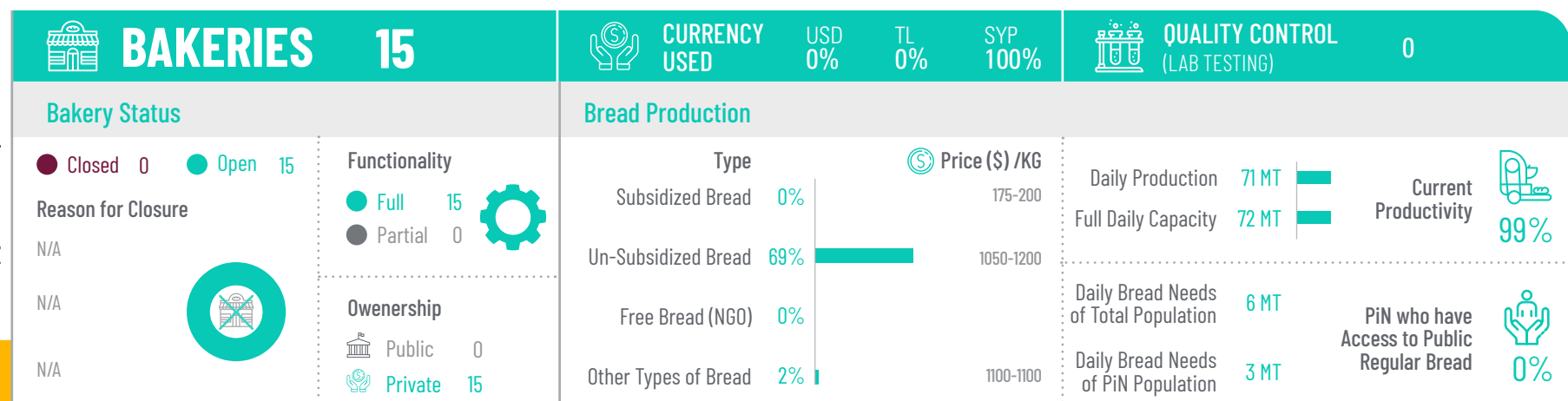
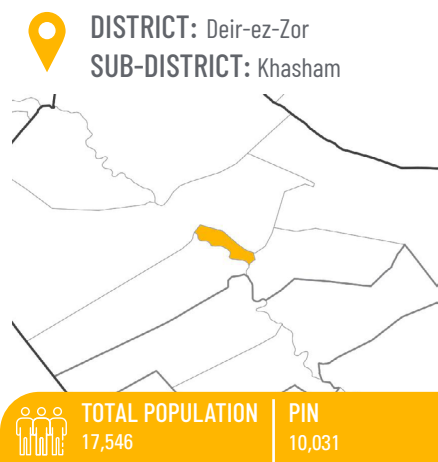
Silos Maximum Storage Capacity 12,000 MT

Mapping of Wheat-to-Bread Processing Facilities

Deir-ez-Zor March 2021



WHOLE OF SYRIA (WoS)
FOOD SECURITY SECTOR
Strengthening Humanitarian Response



Mapping of Wheat-to-Bread Processing Facilities

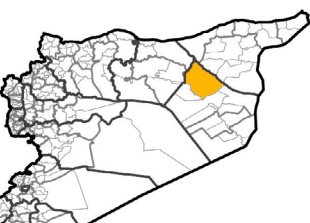
Deir-ez-Zor March 2021



WHOLE OF SYRIA (WoS)
FOOD SECURITY SECTOR
Strengthening Humanitarian Response



DISTRICT: Deir-ez-Zor
SUB-DISTRICT: Kisreh



TOTAL POPULATION 110,767
PIN 91,754



BAKERIES

21

Bakery Status

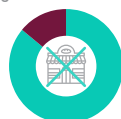
● Closed 3 ● Open 18

Reason for Closure

No support/subsidies

Increasing input prices

Low availability of flour



Functionality

● Full 18 ● Partial 0



Ownership

Public 1
Private 20



CURRENCY USED

USD 0%

TL 0%

SYP 100%



QUALITY CONTROL
(LAB TESTING)

0

Bread Production

Type

Subsidized Bread 100%

Un-Subsidized Bread 0%

Free Bread (NGO) 0%

Other Types of Bread 0%

Price (\$) /KG

85-85

1000-1200

N/A

Daily Production 35 MT

Full Daily Capacity 162 MT

Current Productivity

21%

Daily Bread Needs of Total Population 37 MT

Daily Bread Needs of PIN Population 30 MT

PiN who have Access to Public Regular Bread

95%

Bakery Management

Bakery Owner 16
Tenant 1
Local Council 1
Other 0

Availability

● Always Available ● Often Available ● Fairly Available
● Rarely Available ● Not Available

Bread



Local Flour



Imported Flour



Yeast



Fuel



Humanitarian Aid

Currently Receive Support 94%
Used to Receive Support 0%
Never Received Support 6%

NGO Self Administration Other

Rehabilitation 5%

Operational Support 5%

Flour 85%

Yeast 5%

0

0

0

0

0

0

0

0

0

0

0

0

0

0

0

0

0

0

Source and Price of Flour

0% Imported Flour
\$/MT 300-320

Local Flour 100%
\$/MT 150-260

Price Trader 0

0 Mill 0

0 Self Administration 18

0 NGO 0

0 Other 0



MILLS

11

Mills Status

● Closed 4 ● Open 7

Reason for Closure

issues with LSA

increasing cost of maintenance, fuel, and wheat



Functionality

● Full 6 ● Partial 1



Reasons for Limited Functionality

Shortage wheat

High operational costs (raw material, electricity, workers, etc)

Building is not functional

Ownership

Public 0
Private 11



MILLS SOURCE OF WHEAT

Farmers

Milling Capacity

Maximum Capacity 260 MT

Current Capacity 251 MT

Production Functionality 97%

Market Actors Supplied by Mills

Bakeries Supplied 0

Traders Supplied 0



SILOS

0

Silos Status

● Closed 0 ● Open 0

Functionality

● Full 0 ● Partial 0

Ownership

Public 0
Private 0

Reason for Closure

N/A



SILOS SOURCE OF WHEAT

Farmers

Needed Support for Silos

Building Rehabilitation 0

Machine Rehabilitation 0

Estimated Cost of Machines and Rehabilitation \$0

Silos Capacity

Silos Maximum Storage Capacity

0 MT

Mapping of Wheat-to-Bread Processing Facilities

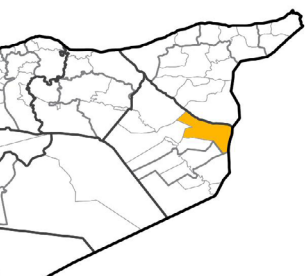
Deir-ez-Zor March 2021



WHOLE OF SYRIA (WoS)
FOOD SECURITY SECTOR
Strengthening Humanitarian Response



DISTRICT: Deir-ez-Zor
SUB-DISTRICT: Sur



TOTAL POPULATION
41,109

PIN
37,225



BAKERIES

15

Bakery Status

● Closed 0 ● Open 15

Reason for Closure

N/A

N/A

N/A



Functionality

● Full 6
● Partial 9

Ownership

● Public 1
● Private 10



CURRENCY USED

USD 0%

TL 0%

SYP 100%



QUALITY CONTROL
(LAB TESTING)

4

Bread Production

Type

Subsidized Bread 93%

Un-Subsidized Bread 1%

Free Bread (NGO) 0%

Other Types of Bread 0%

Price (\$) /KG

80-85

500-1200

N/A

Daily Production 14 MT

Full Daily Capacity 94 MT

Current Productivity 15%



Daily Bread Needs of Total Population 14 MT

Daily Bread Needs of PIN Population 12 MT

PiN who have Access to Public Regular Bread 99%



Bakery Management

Bakery Owner 9
Tenant 1
Local Council 0
Other 5

Availability

● Always Available ● Often Available ● Fairly Available
● Rarely Available ● Not Available

Bread



Local Flour



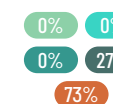
Imported Flour



Yeast



Fuel



Humanitarian Aid

Currently Receive Support 100%
Used to Receive Support 0%
Never Received Support 0%

Rehabilitation

6% (1)

Operational Support 0%

Flour 94%

Yeast 0%

NGO

Self Administration

Other

0

0

0

0

0

0

0

0

0

0

0

0

0

0

0

0

0

0

0

0

Source and Price of Flour

0% Imported Flour
\$/MT 25-500

100% Local Flour
\$/MT 15-315

Price Trader 0

Mill 0

Self Administration 15

NGO 0

Other 0



MILLS

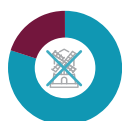
10

Mills Status

● Closed 2 ● Open 8

Reason for Closure

increasing cost of maintenance, fuel, and wheat
Machine not functional



Functionality

● Full 3
● Partial 5

Ownership

● Public 0
● Private 10

Reasons for Limited Functionality

shortages in fuel / electricity
High operational costs (raw material, electricity, workers, etc)
Shortage wheat



MILLS SOURCE OF WHEAT

Farmers, Wheat traders

Milling Capacity

Maximum Capacity 562 MT

Current Capacity 283 MT

Production Functionality



50%

Market Actors Supplied by Mills

Bakeries Supplied 0

Traders Supplied 0



SILOS

1

Silos Status

● Closed 1
● Open 0

Functionality

● Full 0
● Partial 0

Ownership

● Public 1
● Private 0

Reason for Closure

Bombed and destroyed



SILOS SOURCE OF WHEAT

0

Needed Support for Silos

Building Rehabilitation 0

Machine Rehabilitation 0

Estimated Cost of Machines and Rehabilitation \$0

Silos Capacity

Silos Maximum Storage Capacity

0 MT