

Mapping of Wheat-to-Bread Processing Facilities

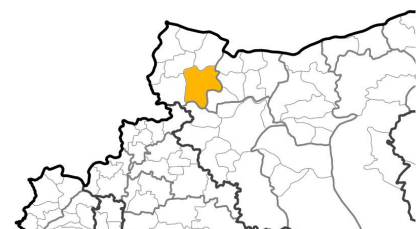
Aleppo March 2021



WHOLE OF SYRIA (WoS)
FOOD SECURITY SECTOR
Strengthening Humanitarian Response



DISTRICT: Afrin
SUB-DISTRICT: Afrin



TOTAL POPULATION 185,408
PIN 31,172

BAKERIES 22		CURRENCY USED	USD 0%	TL 100%	SYP 0%	QUALITY CONTROL (LAB TESTING) 0
Bakery Status Closed 0 Open 22 Reason for Closure N/A N/A		Bread Production Type Subsidized Bread 0% Un-Subsidized Bread 100% Free Bread (NGO) 0% Other Types of Bread 0%				Price (\$) /KG 731-1000 731-1000 N/A
Functionality Full 22 Partial 0 Ownership Public 0 Private 22		Daily Production 126.4 MT Full Daily Capacity 142 MT Current Productivity 89% Daily Bread Needs of Total Population 61 MT Daily Bread Needs of PIN Population 10 MT PiN who have Access to Subsidized Bread 0%				

Bakery Management		Availability		Humanitarian Aid		Source and Price of Flour	
Bakery Owner 20 Staff 0 Local Council 0 Joint Local Council 0 Private Investor 2		Always Available Often Available Fairly Available Rarely Available Not Available Bread 36% 55% 9% 0% 0% Local Flour 0% 27% 68% 5% 0% Imported Flour 45% 50% 5% 0% 0% Yeast 36% 59% 5% 0% 0% Fuel 18% 77% 5% 0% 0%		Currently Receive Support 0% Used to Receive Support 0% Never Received Support 100% NGO Local Council AFAD Rehabilitation 0% 0 0 0 Operational Support 0% 0 0 0 Flour 0% 0 0 0 Yeast 0% 0 0 0		99% Imported Flour \$/MT 200-350 Price Trader 23 Mill 0 Local Council 1 NGO 0 AFAD 0 Local Flour 1% 190-300 \$/MT	

MILLS 0		MILLS SOURCE OF WHEAT N/A		SILOS 0		SILOS SOURCE OF WHEAT N/A	
Mills Status Closed 0 Open 0 Reason for Closure N/A N/A		Milling Capacity Maximum Capacity 0 MT Current Capacity 0 MT Production Functionality 0% Market Actors Supplied by Mills Bakeries Supplied 0 Traders Supplied 0		Silos Status Closed 0 Open 0 Functionality Full 0 Partial 0 Ownership Public 0 Private 0 Reason for Closure N/A		Needed Support for Silos Building Rehabilitation 0 Machine Rehabilitation 0 Estimated Cost of Machines and Rehabilitation \$0 Silos Capacity Silos Maximum Storage Capacity 0 MT	

Mapping of Wheat-to-Bread Processing Facilities

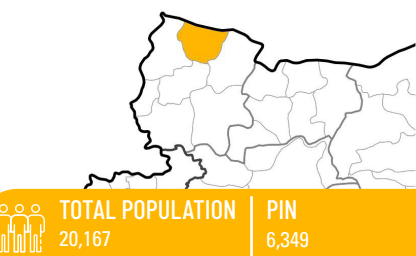
Aleppo March 2021



WHOLE OF SYRIA (WoS)
FOOD SECURITY SECTOR
Strengthening Humanitarian Response



DISTRICT: Afrin
SUB-DISTRICT: Bulbul



BAKERIES 6		CURRENCY USED	USD 0%	TL 100%	SYP 0%	QUALITY CONTROL (LAB TESTING) 0
Bakery Status Closed 4 Open 2 Reason for Closure N/A N/A Functionality Full 1 Partial 1 Ownership Public 0 Private 5		Bread Production Type Subsidized Bread 100% Un-Subsidized Bread 0% Free Bread (NGO) 0% Other Types of Bread 0% Price (\$) /KG 788-886 788-886 N/A		Daily Production 12 MT Full Daily Capacity 12 MT Current Productivity 100% Daily Bread Needs of Total Population 7 MT Daily Bread Needs of PIN Population 2 MT PiN who have Access to Subsidized Bread 100%		

Bakery Management	Availability	Humanitarian Aid	Source and Price of Flour
Bakery Owner 1 Staff 1 Local Council 0 Joint Local Council 0 Private Investor 0	Always Available Often Available Fairly Available Rarely Available Not Available Bread 0% 50% 50% 0% 0% Local Flour 0% 0% 100% 0% 0% Imported Flour 0% 0% 100% 0% 0% Yeast 0% 0% 100% 0% 0% Fuel 0% 0% 100% 0% 0%	Currently Receive Support 100% Used to Receive Support 0% Never Received Support 0% NGO Local Council AFAD Rehabilitation 0% 0 0 0 Operational Support 0% 0 0 0 Flour 50% 2 0 0 Yeast 50% 2 0 0	70% Imported Flour \$/MT 345-350 Price Trader 2 Mill 0 Local Council 0 NGO 0 AFAD 0 30% Local Flour 330-335 \$/MT

MILLS 0	MILLS SOURCE OF WHEAT N/A	SILOS 0	SILOS SOURCE OF WHEAT N/A
Mills Status Closed 0 Open 0 Reason for Closure N/A N/A Functionality Full 0 Partial 0 Reasons for Limited Functionality N/A Ownership Public 0 Private 0	Milling Capacity Maximum Capacity 0 MT Current Capacity 0 MT Production Functionality 0% Market Actors Supplied by Mills Bakeries Supplied 0 Traders Supplied 0	Silos Status Closed 0 Open 0 Functionality Full 0 Partial 0 Ownership Public 0 Private 0 Reason for Closure N/A	Needed Support for Silos Building Rehabilitation 0 Machine Rehabilitation 0 Estimated Cost of Machines and Rehabilitation \$0 Silos Capacity Silos Maximum Storage Capacity 0 MT

Mapping of Wheat-to-Bread Processing Facilities

Aleppo March 2021



WHOLE OF SYRIA (WoS)
FOOD SECURITY SECTOR
Strengthening Humanitarian Response



DISTRICT: Afrin
SUB-DISTRICT: Jandairis



TOTAL POPULATION
97,369

PIN
10,983

BAKERIES 8				CURRENCY USED			QUALITY CONTROL (LAB TESTING)		
Bakery Status				Bread Production			Daily Production		
Closed 0		Open 8		Type		Price (\$) /KG		Daily Production 26 MT	
Reason for Closure		Functionality		Subsidized Bread 0%		500-500		Full Daily Capacity 64 MT	
N/A		Full 1		Un-Subsidized Bread 100%		500-500		Current Productivity 41%	
N/A		Partial 7		Free Bread (NGO) 0%		N/A		Daily Bread Needs of Total Population 32 MT	
		Ownership		Other Types of Bread 0%				Daily Bread Needs of PiN Population 4 MT	
		Public 0						PiN who have Access to Subsidized Bread 0%	
		Private 8							
Availability				Humanitarian Aid			Source and Price of Flour		
Always Available Often Available Fairly Available Rarely Available Not Available				Currently Receive Support 0%			96% Imported Flour		
Local Flour				Used to Receive Support 25%			\$/MT 340-350		
Imported Flour				Never Received Support 75%			Price Trader 9		
				NGO Local Council AFAD			Mill 0		
				Rehabilitation 0%			Local Council 0		
				Operational Support 0%			NGO 0		
				Flour 75%			AFAD 0		
				Yeast 25%					

Mapping of Wheat-to-Bread Processing Facilities

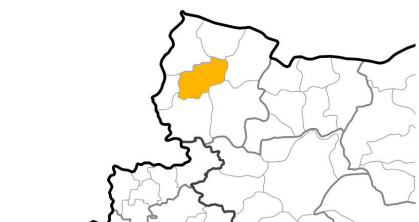
Aleppo March 2021



WHOLE OF SYRIA (WoS)
FOOD SECURITY SECTOR
Strengthening Humanitarian Response



DISTRICT: Afrin
SUB-DISTRICT: Ma'btali



TOTAL POPULATION 23,150
PIN 13,430

BAKERIES 5			CURRENCY USED			QUALITY CONTROL (LAB TESTING)		
Bakery Status			Bread Production					
Reason for Closure			Type			Daily Production		
N/A			Subsidized Bread 0%			20 MT		
N/A			Un-Subsidized Bread 100%			Full Daily Capacity 25 MT		
Functionality			Price (\$) /KG			Current Productivity		
Full 1			731-1000			80%		
Partial 3			731-1000			PiN who have Access to Subsidized Bread		
Ownership			Free Bread (NGO) 0%			0%		
Public 1			Other Types of Bread 0%			Daily Bread Needs of Total Population 8 MT		
Private 4			N/A			Daily Bread Needs of PiN Population 4 MT		
Availability			Humanitarian Aid			Source and Price of Flour		
Always Available			Currently Receive Support 0%			77% Imported Flour		
Often Available			Used to Receive Support 0%			Local Flour 23%		
Fairly Available			Never Received Support 100%			Price \$/MT 300-350		
Rarely Available			NGO Local Council AFAD			Trader 1		
Not Available			Rehabilitation 0%			Mill 0		
Local Flour			Operational Support 0%			Local Council 2		
Imported Flour			Flour 0%			NGO 0		
			Yeast 0%			AFAD 0		
Fuel								

MILLS 0

MILLS STATUS		
Closed 0 Open 0 Reason for Closure N/A N/A Functionality Full 0 Partial 0 Reasons for Limited Functionality N/A N/A Ownership Public 0 Private 0		

MILLS SOURCE OF WHEAT N/A

MILLING CAPACITY	
Maximum Capacity	0 MT
Current Capacity	0 MT
Production Functionality	0%
Market Actors Supplied by Mills	
Bakeries Supplied	0
Traders Supplied	0

SILOS 0

SILOS STATUS	
Closed 0 Open 0 Functionality Full 0 Partial 0 Ownership Public 0 Private 0 Reason for Closure N/A	

SILOS SOURCE OF WHEAT N/A

NEEDED SUPPORT FOR SILOS	
Building Rehabilitation	0
Machine Rehabilitation	0
Estimated Cost of Machines and Rehabilitation	\$0
Silos Capacity	
Silos Maximum Storage Capacity	0 MT

Mapping of Wheat-to-Bread Processing Facilities

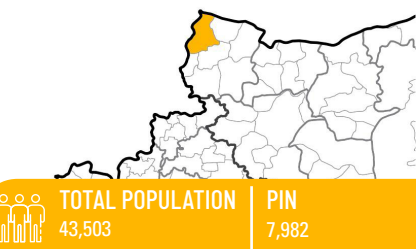
Aleppo March 2021



WHOLE OF SYRIA (WoS)
FOOD SECURITY SECTOR
Strengthening Humanitarian Response



DISTRICT: Afrin
SUB-DISTRICT: Raju



BAKERIES 8				CURRENCY USED			QUALITY CONTROL (LAB TESTING)		
Bakery Status				Bread Production			Daily Production 11.7 MT		
Reason for Closure				Type			Full Daily Capacity 30 MT		
Selling Machines				Price (\$) /KG			Current Productivity 39%		
N/A				Subsidized Bread 0%			Daily Bread Needs of Total Population 14 MT		
Functionality				Un-Subsidized Bread 100%			PiN who have Access to Subsidized Bread 0%		
Full 0				Free Bread (NGO) 0%					
Partial 5				Other Types of Bread 0%					
Ownership									
Public 0									
Private 8									
Availability				Humanitarian Aid			Source and Price of Flour		
Always Available				Currently Receive Support 0%			82% Imported Flour		
Often Available				Used to Receive Support 0%			Local Flour 18%		
Fairly Available				Never Received Support 100%					
Rarely Available									
Not Available									
Local Flour				Rehabilitation 0%			Price Trader 5		
Imported Flour				Operational Support 0%			Mill 0		
				Flour 0%			Local Council 0		
				Yeast 0%			NGO 0		
							AFAD 0		
Fuel									

Mapping of Wheat-to-Bread Processing Facilities

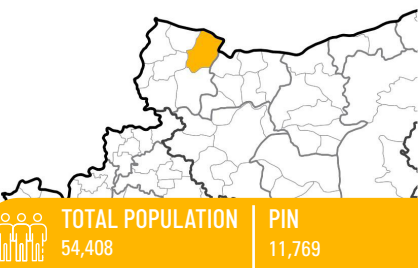
Aleppo March 2021



WHOLE OF SYRIA (WoS)
FOOD SECURITY SECTOR
Strengthening Humanitarian Response



DISTRICT: Afrin
SUB-DISTRICT: Sharan



BAKERIES 7				CURRENCY USED			QUALITY CONTROL (LAB TESTING)		
Bakery Status Closed 3 Open 4 Reason for Closure Lack of fund N/A Functionality Full 2 Partial 2 Ownership Public 0 Private 6				Bread Production Type Price (\$) /KG Subsidized Bread 67% 913-1629 Un-Subsidized Bread 17% 913-1629 Free Bread (NGO) 16% Other Types of Bread 0% N/A			Daily Production 12.7 MT Full Daily Capacity 23.5 MT Current Productivity 54% Daily Bread Needs of Total Population 18 MT Daily Bread Needs of PIN Population 4 MT PiN who have Access to Subsidized Bread 59%		
Bakery Management Bakery Owner 2 Staff 0 Local Council 0 Joint Local Council 0 Private Investor 2				Humanitarian Aid Currently Receive Support 75% Used to Receive Support 0% Never Received Support 25% NGO Local Council AFAD Rehabilitation 0% 0 0 0 Operational Support 14% 0 0 1 Flour 43% 2 0 1 Yeast 43% 2 0 1			Source and Price of Flour 65% Imported Flour \$/MT 330-350 Price Trader 3 Mill 0 Local Council 2 NGO 0 AFAD 0 35% Local Flour 330-340 \$/MT		
Availability Always Available Often Available Fairly Available Rarely Available Not Available Bread 0% 0% 100% 0% 0% Local Flour 0% 0% 100% 0% 0% Imported Flour 0% 0% 100% 0% 0% Yeast 0% 0% 100% 0% 0% Fuel 0% 0% 100% 0% 0%				MILLS SOURCE OF WHEAT N/A			SILOS SOURCE OF WHEAT N/A		
MILLS 0 Mills Status Closed 0 Open 0 Reason for Closure N/A N/A Functionality Full 0 Partial 0 Reasons for Limited Functionality N/A N/A Ownership Public 0 Private 0				MILLING CAPACITY Maximum Capacity 0 MT Current Capacity 0 MT Production Functionality 0% Market Actors Supplied by Mills Bakeries Supplied 0 Traders Supplied 0			SILOS 0 Silos Status Closed 0 Open 0 Functionality Full 0 Partial 0 Ownership Public 0 Private 0 Reason for Closure N/A		
				NEEDED SUPPORT FOR SILOS Building Rehabilitation 0 Machine Rehabilitation 0 Estimated Cost of Machines and Rehabilitation \$0 Silos Capacity Silos Maximum Storage Capacity 0 MT					

Mapping of Wheat-to-Bread Processing Facilities

Aleppo March 2021



WHOLE OF SYRIA (WoS)
FOOD SECURITY SECTOR
Strengthening Humanitarian Response



DISTRICT: Afrin
SUB-DISTRICT: Sheikh El-Hadid



TOTAL POPULATION
12,021

PIN
6,251



BAKERIES

5

Bakery Status

● Closed 4 ● Open 1

Reason for Closure

maintenance needs

High operational cost



Functionality

● Full 0
● Partial 1



Ownership

Public 0
Private 5



CURRENCY USED

USD 0%

TL 0%

SYP 100%



QUALITY CONTROL
(LAB TESTING)

0

Bread Production

Type

Subsidized Bread 0%

Un-Subsidized Bread 100%

Free Bread (NGO) 0%

Other Types of Bread 0%



Price (\$) /KG

1110-1110

1110-1110

N/A

Daily Production 2.9 MT

Full Daily Capacity 8 MT

Current Productivity

36%

Daily Bread Needs of Total Population 4 MT

Daily Bread Needs of PIN Population 2 MT

PiN who have Access to Subsidized Bread

0%

Bakery Management

Availability

● Always Available ● Often Available ● Fairly Available
● Rarely Available ● Not Available

Bread



Local Flour



Imported Flour



Yeast



Fuel



Humanitarian Aid

Currently Receive Support 0%
Used to Receive Support 0%
Never Received Support 100%

NGO

Local Council

AFAD

Rehabilitation 0%

Operational Support 0%

Flour 0%

Yeast 0%

Source and Price of Flour

100%

Imported Flour

\$/MT 350-350

Local Flour

0%

340-340 \$/MT

Price Trader

0

0

0

0

0

0

0

0

0

0

0

0

0

0

0

0

0

0



MILLS

0

Mills Status

● Closed 0 ● Open 0

Reason for Closure

N/A

N/A



Functionality

● Full 0
● Partial 0

Reasons for Limited Functionality

N/A

N/A

Ownership

Public 0
Private 0



MILLS SOURCE OF WHEAT

N/A

Milling Capacity

Maximum Capacity 0 MT

Current Capacity 0 MT

Production Functionality



0%

Market Actors Supplied by Mills

Bakeries Supplied 0

Traders Supplied 0



SILOS

0

Silos Status

● Closed 0
● Open 0

Functionality

● Full 0
● Partial 0

Ownership

Public 0
Private 0

Reason for Closure

N/A



SILOS SOURCE OF WHEAT

N/A

Needed Support for Silos

Building Rehabilitation 0

Machine Rehabilitation 0

Estimated Cost of Machines and Rehabilitation \$0

Silos Capacity



Silos Maximum Storage Capacity

0 MT

Mapping of Wheat-to-Bread Processing Facilities

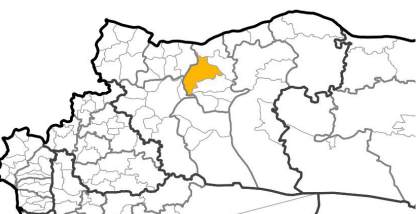
Aleppo March 2021



WHOLE OF SYRIA (WoS)
FOOD SECURITY SECTOR
Strengthening Humanitarian Response



DISTRICT: Al Bab
SUB-DISTRICT: Al Bab



TOTAL POPULATION 184,179
PIN 59,302



BAKERIES 29

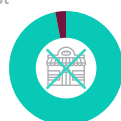
Bakery Status

Closed 1 Open 28

Reason for Closure

High operational cost

Low demand



Functionality

Full 3 Partial 25



Ownership

Public 3 Private 26



CURRENCY USED

USD 3%

TL 85%

SYP 12%



QUALITY CONTROL (LAB TESTING)

0

Bread Production

Type

Subsidized Bread 85%



Price (\$) /KG

634-731

Un-Subsidized Bread 6%

634-731

Free Bread (NGO) 3%

1917-1917

Other Types of Bread 6%

1917-1917

Daily Production 70.8 MT

Full Daily Capacity 186.5 MT

Current Productivity 38%



Daily Bread Needs of Total Population 61 MT

Daily Bread Needs of PIN Population 20 MT

PiN who have Access to Subsidized Bread 100%

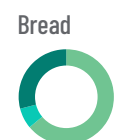


Bakery Management

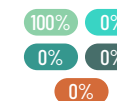
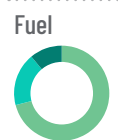
Bakery Owner 19
Staff 2
Local Council 1
Joint Local Council 0
Private Investor 6

Availability

Always Available Often Available Fairly Available
Rarely Available Not Available



Imported Flour



Humanitarian Aid

Currently Receive Support 82%
Used to Receive Support 0%
Never Received Support 18%

Rehabilitation 8%
Operational Support 15%
Flour 73%
Yeast 5%

Source and Price of Flour

81% Imported Flour
\$/MT 320-425

Local Flour 19%
\$/MT 300-340

Price Trader 6
Mill 26
Local Council 0
NGO 1
AFAD 26

Price Trader 2
Mill 0
Local Council 26
NGO 0
AFAD 0



MILLS 3

3

Mills Status

Closed 0 Open 3

Reason for Closure

N/A

N/A



Functionality

Full 0 Partial 1



Reasons for Limited Functionality

Shortage wheat

High operational costs (raw material, electricity, workers, etc)

Ownership

Public 1 Private 3



MILLS SOURCE OF WHEAT

Directly from the farmers Wheat traders

Milling Capacity

Maximum Capacity 1.2 MT

Current Capacity 0.1 MT

Production Functionality 8.3%

Market Actors Supplied by Mills

Bakeries Supplied 15

Traders Supplied 3



SILOS 0

0

Silos Status

Closed 0 Open 0

Full 0 Partial 0



Ownership

Public 0 Private 0

Reason for Closure

N/A



SILOS SOURCE OF WHEAT

N/A

Needed Support for Silos

Building Rehabilitation 0

Machine Rehabilitation 0

Estimated Cost of Machines and Rehabilitation \$0

Silos Capacity

Silos Maximum Storage Capacity 0 MT

Mapping of Wheat-to-Bread Processing Facilities

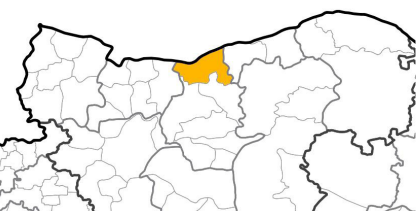
Aleppo March 2021



WHOLE OF SYRIA (WoS)
FOOD SECURITY SECTOR
Strengthening Humanitarian Response



DISTRICT: Al Bab
SUB-DISTRICT: Ar-Ra'ee



TOTAL POPULATION
22,309

PIN
0



BAKERIES

4

Bakery Status

Closed 0 Open 4

Reason for Closure

N/A

N/A



Functionality

Full 1 Partial 3

Ownership

Public 0 Private 4



CURRENCY USED

USD 0%

TL 100%

SYP 0%



QUALITY CONTROL (LAB TESTING)

0

Bread Production

Type

Subsidized Bread 100% Price (\$) /KG 695-780
Un-Subsidized Bread 0% 695-780
Free Bread (NGO) 0%
Other Types of Bread 0% N/A

Daily Production 8.4 MT
Full Daily Capacity 30 MT
Current Productivity 28%

Daily Bread Needs of Total Population 7 MT
Daily Bread Needs of PIN Population 0 MT
PiN who have Access to Subsidized Bread 100%

Bakery Management

Bakery Owner 3
Staff 0
Local Council 0
Joint Local Council 0
Private Investor 1

Availability

Always Available Often Available Fairly Available
Rarely Available Not Available

Bread



Local Flour



Imported Flour



Yeast



Fuel



Humanitarian Aid

Currently Receive Support 100%
Used to Receive Support 0%
Never Received Support 0%
NGO Local Council AFAD
Rehabilitation 0% 0 0
Operational Support 0% 0 0
Flour 100% 0 4 0
Yeast 0% 0 0 0

Source and Price of Flour

22% Imported Flour \$/MT 345-350
Price Trader 0
Mill 0
Local Council 3
NGO 0
AFAD 0
Local Flour 78% 200-207 \$/MT



MILLS

0

Mills Status

Closed 0 Open 0

Reason for Closure

N/A

N/A



Functionality

Full 0 Partial 0

Reasons for Limited Functionality

N/A

N/A

Ownership

Public 0 Private 0



MILLS SOURCE OF WHEAT N/A

Milling Capacity

Maximum Capacity 0 MT
Current Capacity 0 MT

Production Functionality 0%

Market Actors Supplied by Mills

Bakeries Supplied 0
Traders Supplied 0



SILOS

1

Silos Status

Closed 0 Open 1

Full 0 Partial 1



Ownership

Public 1 Private 0

Reason for Closure N/A



SILOS SOURCE OF WHEAT Local council

Needed Support for Silos

Building Rehabilitation 1
Machine Rehabilitation 1
Estimated Cost of Machines and Rehabilitation \$ 5,000

Silos Capacity

Silos Maximum Storage Capacity 1,200 MT

Mapping of Wheat-to-Bread Processing Facilities

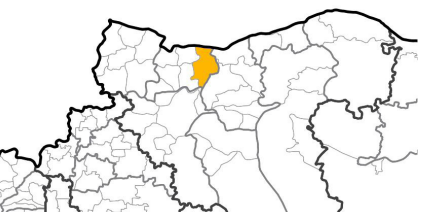
Aleppo March 2021



WHOLE OF SYRIA (WoS)
FOOD SECURITY SECTOR
Strengthening Humanitarian Response



DISTRICT: A'zaz
SUB-DISTRICT: Aghtrin



TOTAL POPULATION
103,199

PIN
52,835



BAKERIES

13

Bakery Status

● Closed 0 ● Open 13

Reason for Closure

N/A

N/A



Functionality

● Full 3
● Partial 10



Ownership

● Public 1
● Private 11



CURRENCY USED

USD 0%

TL 93%

SYP 7%



QUALITY CONTROL
(LAB TESTING)

1

Bread Production

Type

Subsidized Bread 87% Price (\$) /KG 488-769
Un-Subsidized Bread 13% 488-769
Free Bread (NGO) 0%
Other Types of Bread 0% N/A

Daily Production 38 MT

Full Daily Capacity 93.5 MT

Current Productivity

41%

Daily Bread Needs of Total Population 34 MT

Daily Bread Needs of PIN Population 17 MT

PiN who have Access to Subsidized Bread

97%

Bakery Management

Availability

● Always Available ● Often Available ● Fairly Available
● Rarely Available ● Not Available

Bakery Owner 9
Staff 2
Local Council 0
Joint Local Council 0
Private Investor 2

Bread



Local Flour



Imported Flour



Yeast



Fuel



Humanitarian Aid

Currently Receive Support 92%
Used to Receive Support 0%
Never Received Support 8%

Rehabilitation 0%
Operational Support 0%
Flour 100%
Yeast 0%

Source and Price of Flour

66% Imported Flour \$/MT 200-350
Price Trader 1
Price Mill 10
Price Local Council 0
Price NGO 1
Price AFAD 10
34% Local Flour 200-310 \$/MT
Price Trader 2
Price Mill 0
Price Local Council 7
Price NGO 0
Price AFAD 0



MILLS

0

Mills Status

● Closed 0 ● Open 0

Reason for Closure

N/A

N/A



Functionality

● Full 0
● Partial 0

Reasons for Limited Functionality

N/A

N/A

Ownership

● Public 0
● Private 0



MILLS SOURCE OF WHEAT

N/A

Milling Capacity

Maximum Capacity 0 MT
Current Capacity 0 MT

Production Functionality 0%

Market Actors Supplied by Mills

Bakeries Supplied 0
Traders Supplied 0



SILOS

0

Silos Status

● Closed 0
● Open 0

Functionality

● Full 0
● Partial 0

Ownership

● Public 0
● Private 0

Reason for Closure

N/A



SILOS SOURCE OF WHEAT

N/A

Needed Support for Silos

Building Rehabilitation 0
Machine Rehabilitation 0
Estimated Cost of Machines and Rehabilitation \$0

Silos Capacity

Silos Maximum Storage Capacity 0 MT

Mapping of Wheat-to-Bread Processing Facilities

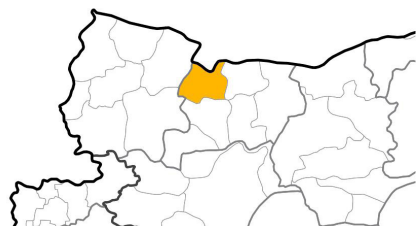
Aleppo March 2021



WHOLE OF SYRIA (WoS)
FOOD SECURITY SECTOR
Strengthening Humanitarian Response



DISTRICT: A'zaz
SUB-DISTRICT: A'zaz



TOTAL POPULATION 297,497
PIN 216,790

BAKERIES 23	CURRENCY USED USD 0% TL 73% SYP 27%	QUALITY CONTROL (LAB TESTING) 0
-------------	--	---------------------------------

Bakery Status <p>● Closed 7 ● Open 16</p> <p>Reason for Closure</p> <p>High operational cost</p> <p>insecure situations</p> <p>Functionality</p> <p>● Full 0 ● Partial 16</p> <p>Ownership</p> <p>Public 3 Private 20</p>	Bread Production <p>Type</p> <p>Subsidized Bread 49%</p> <p>Un-Subsidized Bread 26%</p> <p>Free Bread (NGO) 22%</p> <p>Other Types of Bread 3%</p> <p>Price (\$) /KG</p> <p>683-787</p> <p>683-787</p> <p>1463-1463</p>	<p>Daily Production 60.9 MT</p> <p>Full Daily Capacity 137 MT</p> <p>Daily Bread Needs of Total Population 98 MT</p> <p>Daily Bread Needs of PIN Population 72 MT</p> <p>Current Productivity 44%</p> <p>PiN who have Access to Subsidized Bread 44%</p>
--	---	--

Bakery Management	Availability	Humanitarian Aid	Source and Price of Flour
<p>Bakery Owner 13</p> <p>Staff 0</p> <p>Local Council 2</p> <p>Joint Local Council 0</p> <p>Private Investor 1</p>	<p>Bread</p> <p>Always Available 0% Often Available 19% Fairly Available 81% Rarely Available 0% Not Available 0%</p> <p>Local Flour</p> <p>Always Available 0% Often Available 0% Fairly Available 0% Rarely Available 0% Not Available 19%</p> <p>Yeast</p> <p>Always Available 0% Often Available 44% Fairly Available 56% Rarely Available 0% Not Available 0%</p> <p>Fuel</p> <p>Always Available 0% Often Available 38% Fairly Available 62% Rarely Available 0% Not Available 0%</p> <p>Imported Flour</p> <p>Always Available 0% Often Available 50% Fairly Available 50% Rarely Available 0% Not Available 0%</p>	<p>Currently Receive Support 50%</p> <p>Used to Receive Support 0%</p> <p>Never Received Support 50%</p> <p>NGO Local Council AFAD</p> <p>Rehabilitation 0% 0 0 0</p> <p>Operational Support 0% 0 0 0</p> <p>Flour 100% 0 0 8</p> <p>Yeast 0% 0 0 0</p>	<p>79% Imported Flour</p> <p>\$/MT 320-360</p> <p>Price Trader 10</p> <p>Price Mill 8</p> <p>Price Local Council 0</p> <p>Price NGO 1</p> <p>Price AFAD 8</p> <p>21% Local Flour</p> <p>200-200 \$/MT</p>

MILLS 4	MILLS SOURCE OF WHEAT Directly from the farmers NGO's	SILOS 0	SILOS SOURCE OF WHEAT N/A
---------	---	---------	---------------------------

Mills Status	Milling Capacity	Siilos Status	Needed Support for Siilos
<p>● Closed 3 ● Open 1</p> <p>Reason for Closure</p> <p>Stoppage of fund</p> <p>low availability of local Wheat</p> <p>Functionality</p> <p>● Full 1 ● Partial 0</p> <p>Reasons for Limited Functionality</p> <p>N/A</p> <p>Ownership</p> <p>Public 2 Private 2</p>	<p>Milling Capacity</p> <p>Maximum Capacity 300 MT</p> <p>Current Capacity 300 MT</p> <p>Production Functionality</p> <p>100%</p> <p>Market Actors Supplied by Mills</p> <p>Bakeries Supplied 56</p> <p>Traders Supplied 0</p>	<p>Siilos Status</p> <p>● Closed 0 ● Open 0</p> <p>Functionality</p> <p>● Full 0 ● Partial 0</p> <p>Ownership</p> <p>Public 0 Private 0</p> <p>Reason for Closure</p> <p>N/A</p>	<p>Needed Support for Siilos</p> <p>Building Rehabilitation 0</p> <p>Machine Rehabilitation 0</p> <p>Estimated Cost of Machines and Rehabilitation \$0</p> <p>Siilos Capacity</p> <p>Siilos Maximum Storage Capacity 0 MT</p>

Mapping of Wheat-to-Bread Processing Facilities

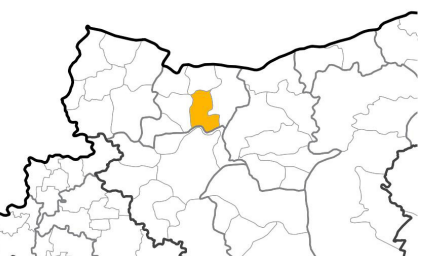
Aleppo March 2021



WHOLE OF SYRIA (WoS)
FOOD SECURITY SECTOR
Strengthening Humanitarian Response



DISTRICT: A'zaz
SUB-DISTRICT: Mare'



TOTAL POPULATION
72,446

PIN
12,110



BAKERIES

6

Bakery Status

Closed 3 Open 3

Reason for Closure

Insecure situation
displacement



Functionality

Full 1 Partial 2



Ownership

Public 0 Private 5



CURRENCY USED

USD 0%

TL 100%

SYP 0%

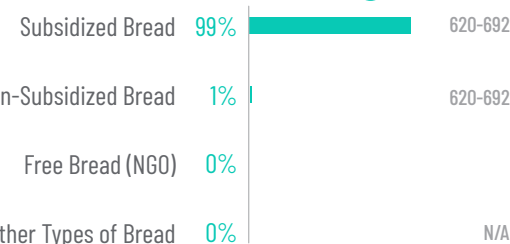


QUALITY CONTROL (LAB TESTING)

1

Bread Production

Type



Price (\$) /KG

620-692

620-692

N/A

Daily Production 14 MT

Full Daily Capacity 29 MT

Current Productivity

48%

Daily Bread Needs of Total Population 24 MT

Daily Bread Needs of PIN Population 4 MT

PiN who have Access to Subsidized Bread

58%

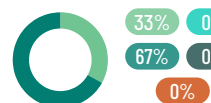
Bakery Management

Bakery Owner 1
Staff 0
Local Council 0
Joint Local Council 0
Private Investor 2

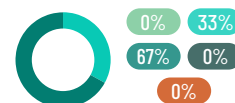
Availability

Always Available Often Available Fairly Available
Rarely Available Not Available

Bread



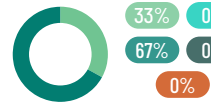
Local Flour



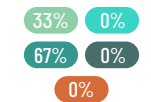
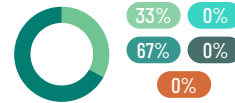
Imported Flour



Yeast



Fuel



Humanitarian Aid

Currently Receive Support 100%
Used to Receive Support 0%
Never Received Support 0%

Rehabilitation 0%
Operational Support 0%
Flour 100%
Yeast 0%

Source and Price of Flour

13% Imported Flour \$/MT 340-350
Price Trader 0
Mill 2
Local Council 0
NGO 0
AFAD 2
87% Local Flour 200-200 \$/MT
Price Trader 0
Mill 0
Local Council 3
NGO 0
AFAD 0



MILLS

1

Mills Status

Closed 0 Open 1

Reason for Closure

N/A

N/A



Functionality

Full 1 Partial 0



Reasons for Limited Functionality

N/A

N/A

Ownership

Public 1 Private 0



MILLS SOURCE OF WHEAT

Directly from the farmers Local Council
Wheat traders other

Milling Capacity

Maximum Capacity 160 MT
Current Capacity 100 MT

Production Functionality 62.5%

Market Actors Supplied by Mills

Bakeries Supplied 6
Traders Supplied 7



SILOS

1

Silos Status

Closed 1 Open 0

Functionality Full 0 Partial 0

Ownership

Public 1 Private 0

Reason for Closure Lack of fund



SILOS SOURCE OF WHEAT

N/A

Needed Support for Silos

Building Rehabilitation 0
Machine Rehabilitation 0
Estimated Cost of Machines and Rehabilitation \$0

Silos Capacity

Silos Maximum Storage Capacity 0 MT

Mapping of Wheat-to-Bread Processing Facilities

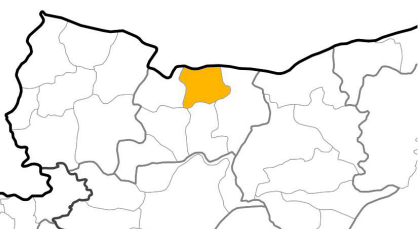
Aleppo March 2021



WHOLE OF SYRIA (WoS)
FOOD SECURITY SECTOR
Strengthening Humanitarian Response



DISTRICT: A'zaz
SUB-DISTRICT: Suran



TOTAL POPULATION
95,477

PIN
50,839



BAKERIES

11

Bakery Status

Closed 0 Open 11

Reason for Closure

N/A

N/A



Functionality

Full 1 Partial 10



Ownership

Public 1 Private 10



CURRENCY USED

USD 0%

TL 92%

SYP 8%



QUALITY CONTROL (LAB TESTING)

0

Bread Production

Type

Subsidized Bread 96% Price (\$) /KG 488-731
Un-Subsidized Bread 4% 488-731
Free Bread (NGO) 0%
Other Types of Bread 0% N/A

Daily Production 20.7 MT

Full Daily Capacity 98 MT

Current Productivity

21%

Daily Bread Needs of Total Population 32 MT

Daily Bread Needs of PIN Population 17 MT

PiN who have Access to Subsidized Bread

63%

Bakery Management

Availability

Always Available Often Available Fairly Available
Rarely Available Not Available

Bakery Owner 7
Staff 0
Local Council 0
Joint Local Council 0
Private Investor 4

Bread



Local Flour



Imported Flour



Yeast



Fuel



Humanitarian Aid

Currently Receive Support 100%
Used to Receive Support 0%
Never Received Support 0%

	NGO	Local Council	AFAD
Rehabilitation	0%	0	0
Operational Support	0%	0	0
Flour	100%	5	10
Yeast	0%	0	0

Source and Price of Flour

89% Imported Flour \$/MT 80-350 Price Trader 0
11 Mill 1
0 Local Council 3
0 NGO 0
11 AFAD 0

Local Flour 11% 250-350 \$/MT



MILLS

0

Mills Status

Closed 0 Open 0

Reason for Closure

N/A

N/A



Functionality

Full 0 Partial 0

Reasons for Limited Functionality

N/A

N/A

Ownership

Public 0 Private 0



MILLS SOURCE OF WHEAT

N/A

Milling Capacity

Maximum Capacity 0 MT
Current Capacity 0 MT

Production Functionality 0%

Market Actors Supplied by Mills

Bakeries Supplied 0
Traders Supplied 0



SILOS

0

Silos Status

Closed 0 Open 0

Full 0 Partial 0

Ownership

Public 0 Private 0

Reason for Closure

N/A



SILOS SOURCE OF WHEAT

N/A

Needed Support for Silos

Building Rehabilitation 0
Machine Rehabilitation 0
Estimated Cost of Machines and Rehabilitation \$0

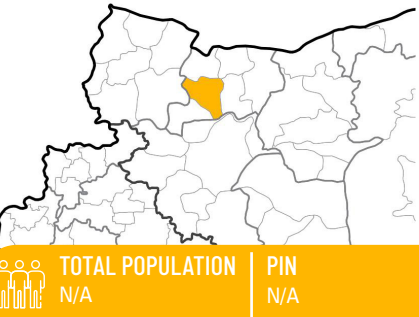
Silos Capacity

Silos Maximum Storage Capacity 0 MT









Mapping of Wheat-to-Bread Processing Facilities

Aleppo March 2021

DISTRICT: A'zaz
SUB-DISTRICT: Tall Refaat



BAKERIES		N/A		CURRENCY USED		USD N/A%		TL N/A%		SYP N/A%		QUALITY CONTROL (LAB TESTING)		N/A	
Bakery Status				Bread Production											
<div><div>Closed N/A</div><div>Open N/A</div></div> <div>Reason for Closure</div> <div>N/A</div> <div>N/A</div>		<div>Functionality</div> <div><div>Full N/A</div><div>Partial N/A</div></div> <div>Ownership</div> <div><div>Public N/A</div><div>Private N/A</div></div>		<div>Type</div> <div>Subsidized Bread N/A%</div> <div>Un-Subsidized Bread N/A%</div> <div>Free Bread (NGO) N/A%</div> <div>Other Types of Bread N/A%</div>				<div>Price (\$) /KG</div> <div>N/A</div> <div>N/A</div> <div>N/A</div>		<div>Daily Production N/A MT</div> <div>Full Daily Capacity N/A MT</div> <div>Daily Bread Needs of Total Population N/A MT</div> <div>Daily Bread Needs of PiN Population N/A MT</div>				<div>Current Productivity N/A%</div> <div>PiN who have Access to Subsidized Bread N/A%</div>	
Availability				Humanitarian Aid								Source and Price of Flour			
<div><div>Always Available</div><div>Often Available</div><div>Fairly Available</div><div>Rarely Available</div><div>Not Available</div></div> <div>Local Flour</div> <div><div>0%</div><div>0%</div><div>0%</div><div>0%</div></div>		<div>Imported Flour</div> <div><div>0%</div><div>0%</div><div>0%</div><div>0%</div></div>		<div>Currently Receive Support 0%</div> <div>Used to Receive Support 0%</div> <div>Never Received Support 0%</div> <div>NGO N/A</div> <div>Local Council N/A</div> <div>AFAD N/A</div>				<div>N/A%</div> <div>Imported Flour</div> <div>\$/MT N/A</div> <div>Price Trader N/A</div> <div>Mill N/A</div> <div>Local Council N/A</div> <div>NGO N/A</div> <div>AFAD N/A</div>		<div>Local Flour</div> <div>N/A</div> <div>\$/MT N/A</div>					
<div>Fuel</div> <div><div>0%</div><div>0%</div><div>0%</div><div>0%</div></div>		<div></div> <div><div>0%</div><div>0%</div><div>0%</div><div>0%</div></div>		<div>Rehabilitation N/A%</div> <div>Operational Support N/A%</div> <div>Flour N/A%</div> <div>Yeast N/A%</div> <div>N/A</div> <div>N/A</div> <div>N/A</div> <div>N/A</div>				<div></div> <div><div>0%</div><div>0%</div><div>0%</div><div>0%</div></div>							

 MILLS N/A			 MILLS SOURCE OF WHEAT N/A		 SILOS 1		 SILOS SOURCE OF WHEAT N/A	
Mills Status			Milling Capacity		Silos Status		Needed Support for Silos	
<div><div><div><div><div></div><div>Closed</div></div><div>N/A</div></div><div><div><div></div><div>Open</div></div><div>N/A</div></div></div><div>Reason for Closure</div><div>N/A</div><div>N/A</div></div>			<div><div><div>Maximum Capacity</div><div>N/A MT</div></div><div><div>Current Capacity</div><div>N/A MT</div></div></div> <div><div><div>Production Functionality</div><div> N/A%</div></div></div>		<div><div><div><div><div></div><div>Closed</div></div><div>1</div></div><div><div><div></div><div>Open</div></div><div>0</div></div></div><div><div><div>Functionality</div><div><div><div></div><div>Full</div></div><div>0</div></div><div><div></div><div>Partial</div></div><div>0</div></div></div><div><div><div>Ownership</div><div><div><div> Public</div><div>1</div></div><div><div> Private</div><div>0</div></div></div></div></div><div>Reason for Closure</div><div>Not Accessible</div></div>		<div><div><div>Building Rehabilitation</div><div>0</div></div><div><div>Machine Rehabilitation</div><div>0</div></div><div><div>Estimated Cost of Machines and Rehabilitation</div><div>\$ 0</div></div></div> <div><div><div>Silos Capacity</div><div><div><div> Silos Maximum Storage Capacity</div><div>0 MT</div></div></div></div></div>	

Mapping of Wheat-to-Bread Processing Facilities

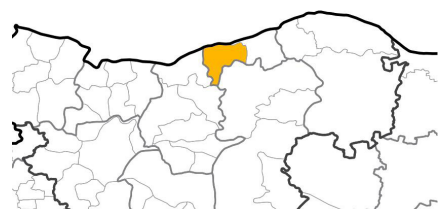
Aleppo March 2021



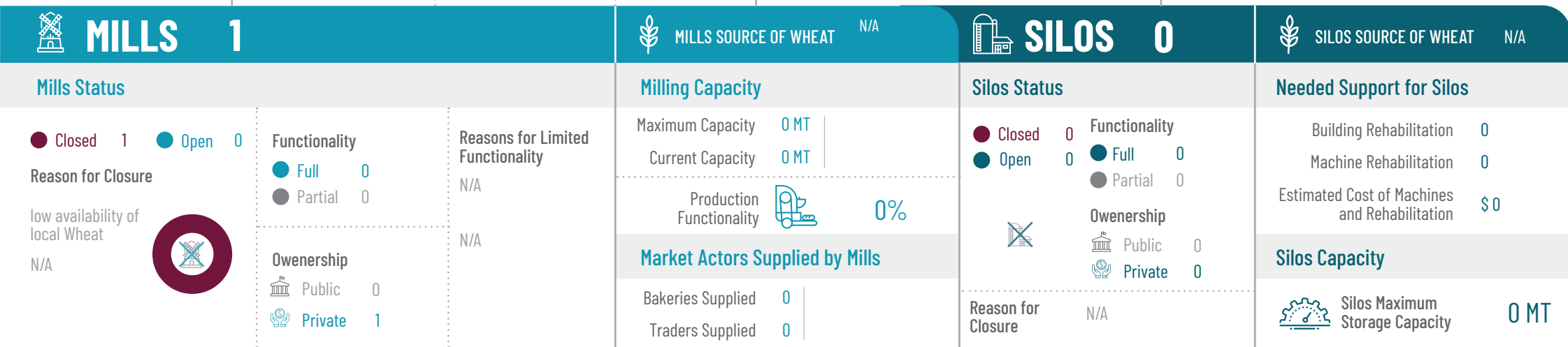
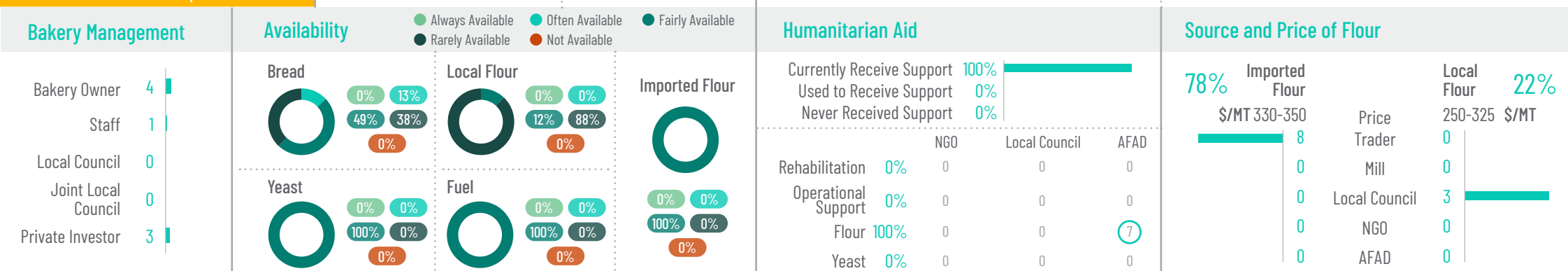
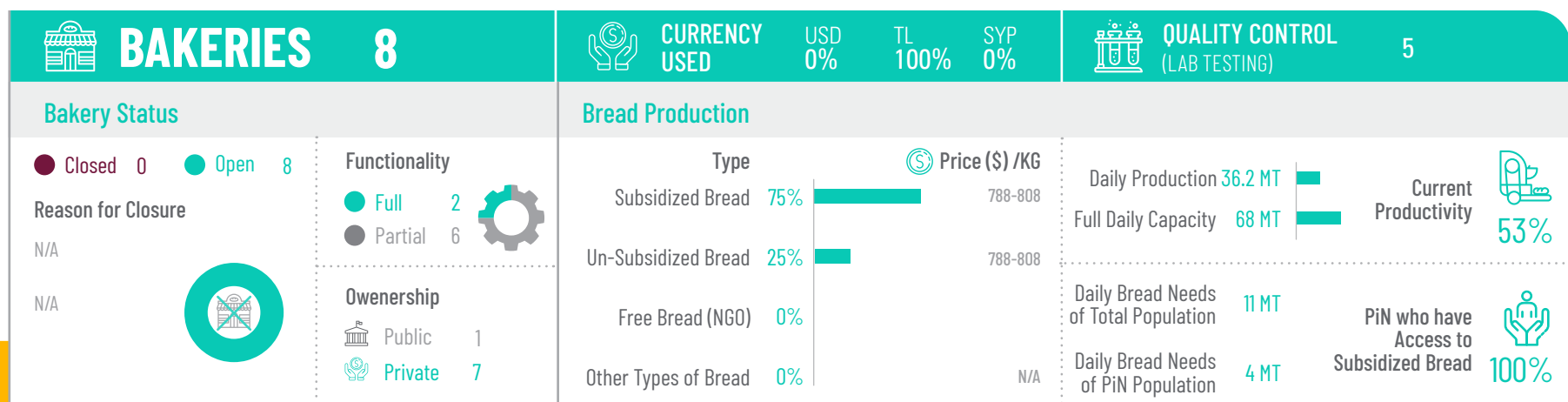
WHOLE OF SYRIA (WoS)
FOOD SECURITY SECTOR
Strengthening Humanitarian Response



DISTRICT: Jarablus
SUB-DISTRICT: Ghandorah



TOTAL POPULATION 34,232
PIN 11,297



Mapping of Wheat-to-Bread Processing Facilities

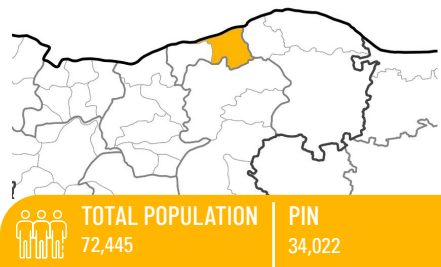
Aleppo March 2021



WHOLE OF SYRIA (WoS)
FOOD SECURITY SECTOR
Strengthening Humanitarian Response



DISTRICT: Jarablus
SUB-DISTRICT: Jarablus



BAKERIES

11

Bakery Status

● Closed 0 ● Open 11

Reason for Closure

N/A

N/A



Functionality

● Full 6 ● Partial 5



Ownership

Public 1
Private 10



CURRENCY USED

USD 0%

TL 100%

SYP 0%

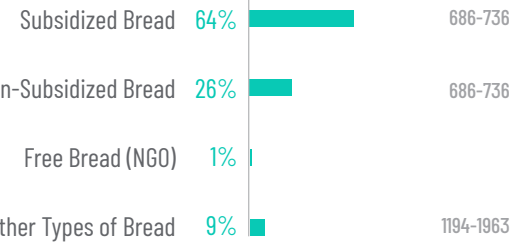


QUALITY CONTROL (LAB TESTING)

5

Bread Production

Type



Daily Production 36 MT

Full Daily Capacity 112 MT

Current Productivity 32%



Daily Bread Needs of Total Population 24 MT

Daily Bread Needs of PIN Population 11 MT

PiN who have Access to Subsidized Bread 97%



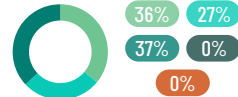
Bakery Management



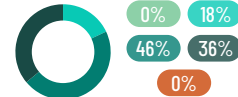
Availability

● Always Available ● Often Available ● Fairly Available
● Rarely Available ● Not Available

Bread



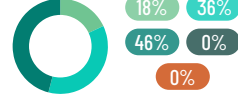
Local Flour



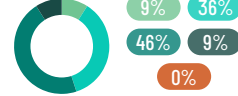
Imported Flour



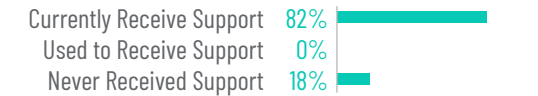
Yeast




Fuel



Humanitarian Aid



Source and Price of Flour



MILLS

1

Mills Status

● Closed 0 ● Open 1

Reason for Closure

N/A

N/A



Functionality

● Full 0 ● Partial 1



Reasons for Limited Functionality

Shortage wheat

N/A

Ownership

Public 1
Private 0



MILLS SOURCE OF WHEAT

Directly from the farmers NGO's



SILOS

0



SILOS SOURCE OF WHEAT

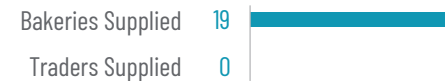
N/A

Milling Capacity



Production Functionality 100%

Market Actors Supplied by Mills



Silos Status

● Closed 0 ● Open 0

Functionality

● Full 0 ● Partial 0

Ownership

Public 0
Private 0

Reason for Closure

N/A

Needed Support for Silos

Building Rehabilitation 0

Machine Rehabilitation 0

Estimated Cost of Machines and Rehabilitation \$0

Silos Capacity

Silos Maximum Storage Capacity 0 MT

Mapping of Wheat-to-Bread Processing Facilities

Aleppo March 2021



WHOLE OF SYRIA (WoS)
FOOD SECURITY SECTOR
Strengthening Humanitarian Response



DISTRICT: Jebel Saman
SUB-DISTRICT: Atareb



TOTAL POPULATION 156,898
PIN 70,825



BAKERIES

29

Bakery Status

● Closed 12 ● Open 17

Reason for Closure

Selling Machines

maintenance needs



Functionality

● Full 9 ● Partial 8



Ownership

Public 8
Private 20



CURRENCY USED

USD 0%

TL 100%

SYP 0%



QUALITY CONTROL (LAB TESTING)

12

Bread Production

Type

Subsidized Bread 0%

Un-Subsidized Bread 94%

Free Bread (NGO) 6%

Other Types of Bread 0%



Price (\$) /KG

494-925

494-925

N/A

Daily Production 56.9 MT

Full Daily Capacity 148 MT

Current Productivity

38%

Daily Bread Needs of Total Population 52 MT

Daily Bread Needs of PIN Population 23 MT

PiN who have Access to Subsidized Bread

7%

Bakery Management

Bakery Owner 13

Staff 1

Local Council 3

Joint Local Council 0

Private Investor 0

Availability

● Always Available ● Often Available ● Fairly Available
● Rarely Available ● Not Available

Bread



Local Flour



Imported Flour



Yeast



Fuel



Humanitarian Aid

Currently Receive Support 0%
Used to Receive Support 0%
Never Received Support 100%

NGO

Local Council

AFAD

Rehabilitation 0%

Operational Support 0%

Flour 0%

Yeast 0%

Source and Price of Flour

87% Imported Flour
\$/MT 320-365

Local Flour 13%
320-340 \$/MT

Price Trader

Mill

Local Council

NGO

AFAD



MILLS

2

Mills Status

● Closed 0 ● Open 2

Reason for Closure

N/A

N/A



Functionality

● Full 2 ● Partial 0



Reasons for Limited Functionality

N/A

N/A

Ownership

Public 1
Private 1



MILLS SOURCE OF WHEAT

Local Council Directly from the farmers
Wheat traders

Milling Capacity

Maximum Capacity 1100 MT

Current Capacity 720 MT

Production Functionality 65.5%

Market Actors Supplied by Mills

Bakeries Supplied 55

Traders Supplied 0



SILOS

1

Silos Status

● Closed 0 ● Open 1

● Full 1 ● Partial 0



Functionality

● Full 1 ● Partial 0

Ownership

Public 1
Private 0

Reason for Closure

N/A



SILOS SOURCE OF WHEAT

Farmers
Wheat Traders

Needed Support for Silos

Building Rehabilitation 1

Machine Rehabilitation 1

Estimated Cost of Machines and Rehabilitation \$ 25,000

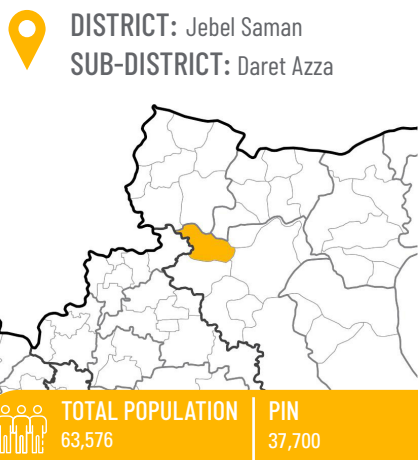
Silos Capacity

Silos Maximum Storage Capacity 2,500 MT

Aleppo March 2021



WHOLE OF SYRIA (WoS)
FOOD SECURITY SECTOR
Strengthening Humanitarian Response



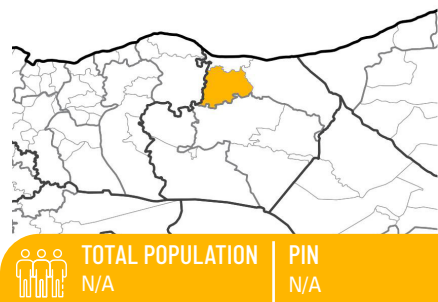
DISTRICT: Jebel Saman

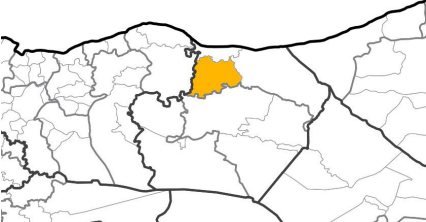
SUB-DISTRICT: Daret Azza

Ar-Ragqa March 2021



DISTRICT: Tell Abiad
SUB-DISTRICT: Ein Issa



<div><div></div><div>DISTRICT: Tell Abiad</div><div>SUB-DISTRICT: Ein Issa</div></div> <div></div> <div><div><div></div><div>TOTAL POPULATION</div><div>N/A</div></div><div><div></div><div>PIN</div><div>N/A</div></div></div>		<div><div></div><div>BAKERIES</div><div>N/A</div></div> <div><div><div><div>Closed N/A</div><div>Open N/A</div></div><div>Reason for Closure</div><div>N/A</div><div>N/A</div></div><div><div><div>Full N/A</div><div>Partial N/A</div></div><div>Ownership</div><div><div>Public N/A</div><div>Private N/A</div></div></div></div> <div><div><div><div>Currency Used</div><div>USD N/A%</div><div>TL N/A%</div><div>SYP N/A%</div></div><div><div>Currency Used</div><div>USD N/A%</div><div>TL N/A%</div><div>SYP N/A%</div></div></div><div><div><div>Quality Control</div><div>(LAB TESTING)</div><div>N/A</div></div><div><div>Quality Control</div><div>(LAB TESTING)</div><div>N/A</div></div></div></div>	
<div><div><div>Bakery Status</div><div><div><div></div><div>Closed N/A</div></div><div><div></div><div>Open N/A</div></div></div><div>Reason for Closure</div><div>N/A</div><div>N/A</div></div><div><div><div>Functionality</div><div><div></div><div>Full N/A</div></div><div><div></div><div>Partial N/A</div></div></div><div><div><div>Ownership</div><div><div></div><div>Public N/A</div></div><div><div></div><div>Private N/A</div></div></div></div></div><div><div><div>Bread Production</div><div><div><div>Type</div><div>Subsidized Bread N/A%</div><div>Un-Subsidized Bread N/A%</div><div>Free Bread (NGO) N/A%</div><div>Other Types of Bread N/A%</div></div><div><div>Price (\$) /KG</div><div>N/A</div><div>N/A</div></div></div><div><div><div>Daily Production</div><div>N/A MT</div></div><div><div>Full Daily Capacity</div><div>N/A MT</div></div></div><div><div><div>Daily Bread Needs of Total Population</div><div>N/A MT</div></div><div><div>Daily Bread Needs of PiN Population</div><div>N/A MT</div></div></div><div><div><div>Current Productivity</div><div>N/A%</div></div><div><div>PiN who have Access to Subsidized Bread</div><div>N/A%</div></div></div></div></div></div>			
<div><div><div>Bakery Management</div><div><div><div>Bakery Owner</div><div>N/A</div></div><div><div>Staff</div><div>N/A</div></div><div><div>Local Council</div><div>N/A</div></div><div><div>Joint Local Council</div><div>N/A</div></div><div><div>Private Investor</div><div>N/A</div></div></div></div></div> <div><div><div>Availability</div><div><div><div>Bread</div><div><div><div>Always Available</div><div>Often Available</div><div>Fairly Available</div><div>Rarely Available</div><div>Not Available</div></div><div><div>0%</div><div>0%</div><div>0%</div><div>0%</div><div>0%</div></div></div></div><div><div>Local Flour</div><div><div><div>Always Available</div><div>Often Available</div><div>Fairly Available</div><div>Rarely Available</div><div>Not Available</div></div><div><div>0%</div><div>0%</div><div>0%</div><div>0%</div><div>0%</div></div></div></div><div><div>Yeast</div><div><div><div>Always Available</div><div>Often Available</div><div>Fairly Available</div><div>Rarely Available</div><div>Not Available</div></div><div><div>0%</div><div>0%</div><div>0%</div><div>0%</div><div>0%</div></div></div></div><div><div>Fuel</div><div><div><div>Always Available</div><div>Often Available</div><div>Fairly Available</div><div>Rarely Available</div><div>Not Available</div></div><div><div>0%</div><div>0%</div><div>0%</div><div>0%</div><div>0%</div></div></div></div><div><div>Imported Flour</div><div><div><div>Always Available</div><div>Often Available</div><div>Fairly Available</div><div>Rarely Available</div><div>Not Available</div></div><div><div>0%</div><div>0%</div><div>0%</div><div>0%</div><div>0%</div></div></div></div></div></div></div> <div><div><div>Humanitarian Aid</div><div><div><div>Currently Receive Support</div><div>Used to Receive Support</div><div>Never Received Support</div></div><div><div>0%</div><div>0%</div><div>0%</div></div></div><div><div>Rehabilitation</div><div>N/A%</div><div>NGO</div><div>N/A</div><div>Local Council</div><div>N/A</div><div>AFAD</div><div>N/A</div></div><div><div>Operational Support</div><div>N/A%</div><div>NGO</div><div>N/A</div><div>Local Council</div><div>N/A</div><div>AFAD</div><div>N/A</div></div><div><div>Flour</div><div>N/A%</div><div>NGO</div><div>N/A</div><div>Local Council</div><div>N/A</div><div>AFAD</div><div>N/A</div></div><div><div>Yeast</div><div>N/A%</div><div>NGO</div><div>N/A</div><div>Local Council</div><div>N/A</div><div>AFAD</div><div>N/A</div></div></div></div> <div><div><div>Source and Price of Flour</div><div><div><div>N/A%</div><div>Imported Flour</div><div>\$/MT</div><div>N/A</div></div><div><div>Price</div><div>Trader</div><div>Mill</div><div>Local Council</div><div>NGO</div><div>AFAD</div></div><div><div>Local Flour</div><div>N/A</div><div>\$/MT</div><div>N/A</div></div></div></div></div>			
<div><div><div></div><div>MILLS</div><div>2</div></div><div><div><div>Mills Status</div><div><div><div></div><div>Closed</div><div>2</div></div><div><div></div><div>Open</div><div>0</div></div></div><div>Reason for Closure</div><div>low availability of local Wheat</div><div>N/A</div></div><div><div><div>Functionality</div><div><div></div><div>Full</div><div>0</div></div><div><div></div><div>Partial</div><div>0</div></div></div><div><div><div>Ownership</div><div><div></div><div>Public</div><div>2</div></div><div><div></div><div>Private</div><div>0</div></div></div></div><div><div><div>Reasons for Limited Functionality</div><div>N/A</div><div>N/A</div></div></div></div></div><div><div><div>MILLS SOURCE OF WHEAT</div><div>N/A</div></div></div></div>		<div><div><div></div><div>SILOS</div><div>N/A</div></div><div><div><div>Silos Status</div><div><div><div></div><div>Closed</div><div>0</div></div><div><div></div><div>Open</div><div>N/A</div></div></div><div>Functionality</div><div><div></div><div>Full</div><div>N/A</div></div><div><div></div><div>Partial</div><div>N/A</div></div></div><div><div><div>Ownership</div><div><div></div><div>Public</div><div>N/A</div></div><div><div></div><div>Private</div><div>N/A</div></div></div></div><div><div><div>Reason for Closure</div><div>N/A</div></div></div></div><div><div><div>SILOS SOURCE OF WHEAT</div><div>N/A</div></div></div></div>	
<div><div><div>Milling Capacity</div><div><div><div>Maximum Capacity</div><div>0 MT</div></div><div><div>Current Capacity</div><div>0 MT</div></div></div><div><div><div>Production Functionality</div><div></div><div>0%</div></div></div><div><div><div>Market Actors Supplied by Mills</div><div><div><div>Bakeries Supplied</div><div>0</div></div><div><div>Traders Supplied</div><div>0</div></div></div></div></div></div></div>		<div><div><div>Needed Support for Silos</div><div><div><div>Building Rehabilitation</div><div>N/A</div></div><div><div>Machine Rehabilitation</div><div>N/A</div></div><div><div>Estimated Cost of Machines and Rehabilitation</div><div>\$ N/A</div></div></div><div><div><div>Silos Capacity</div><div><div><div>Silos Maximum Storage Capacity</div><div>N/A MT</div></div></div></div></div></div></div>	

Mapping of Wheat-to-Bread Processing Facilities

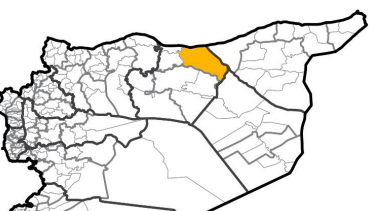
Ar-Raqqa March 2021



WHOLE OF SYRIA (WoS)
FOOD SECURITY SECTOR
Strengthening Humanitarian Response



DISTRICT: Tell Abiad
SUB-DISTRICT: Suluk



TOTAL POPULATION 26,965
PIN 981



BAKERIES

5

Bakery Status

● Closed 0 ● Open 5

Reason for Closure

N/A

N/A



Functionality

● Full 3
● Partial 2



Ownership

● Public 0
● Private 4



CURRENCY USED

USD 0%

TL 100%

SYP 0%



QUALITY CONTROL (LAB TESTING)

0

Bread Production

Type

Subsidized Bread 100% Price (\$) /KG 534-705
Un-Subsidized Bread 0% 534-705
Free Bread (NGO) 0%
Other Types of Bread 0% N/A

Daily Production 14.1 MT
Full Daily Capacity 23.5 MT
Current Productivity 60%

Daily Bread Needs of Total Population 9 MT
Daily Bread Needs of PIN Population 0 MT
PiN who have Access to Subsidized Bread 100%

Bakery Management

Bakery Owner 3
Staff 0
Local Council 0
Joint Local Council 1
Private Investor 1

Availability

● Always Available ● Often Available ● Fairly Available
● Rarely Available ● Not Available

Bread



Local Flour



Imported Flour



Yeast



Fuel



Humanitarian Aid

Currently Receive Support 100%
Used to Receive Support 0%
Never Received Support 0%

	NGO	Local Council	AFAD
Rehabilitation	0%	0	0
Operational Support	0%	0	0
Flour	67%	5	1
Yeast	33%	3	0

Source and Price of Flour

84% Imported Flour \$/MT 200-330
16% Local Flour 190-315 \$/MT

	Price	Trader	Mill	Local Council	NGO	AFAD
0	0	0	0	0	0	
5	5	0	3	0	0	
0	0	0	0	0	0	
0	0	0	0	0	0	
5	5	0	0	0	0	



MILLS

2

Mills Status

● Closed 2 ● Open 0

Reason for Closure

low availability of local Wheat

high price of local wheat



Functionality

● Full 0
● Partial 0

Reasons for Limited Functionality

N/A

N/A

Ownership

● Public 0
● Private 2



MILLS SOURCE OF WHEAT

N/A

Milling Capacity

Maximum Capacity 0 MT
Current Capacity 0 MT

Production Functionality 0%

Market Actors Supplied by Mills

Bakeries Supplied 0
Traders Supplied 0



SILOS

1

Silos Status

● Closed 1 ● Open 0

● Full 0
● Partial 0

Ownership

● Public 1
● Private 0

Reason for Closure Damaged



SILOS SOURCE OF WHEAT

N/A

Needed Support for Silos

Building Rehabilitation 0
Machine Rehabilitation 0
Estimated Cost of Machines and Rehabilitation \$0

Silos Capacity

Silos Maximum Storage Capacity 0 MT

Mapping of Wheat-to-Bread Processing Facilities

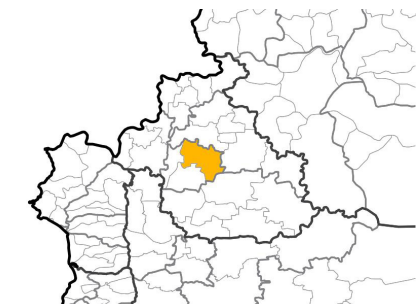
Idleb March 2021



WHOLE OF SYRIA (WoS)
FOOD SECURITY SECTOR
Strengthening Humanitarian Response



DISTRICT: Ariha
SUB-DISTRICT: Ariha



TOTAL POPULATION 100,218
PIN 20,578



BAKERIES

5

Bakery Status

Closed 2 Open 3

Reason for Closure

Burning incidents

Displacement



Functionality

Full 0 Partial 3



Ownership

Public 2 Private 3



CURRENCY USED

USD 0%

TL 100%

SYP 0%



QUALITY CONTROL (LAB TESTING)

1

Bread Production

Type

Subsidized Bread 43%

Un-Subsidized Bread 57%

Free Bread (NGO) 0%

Other Types of Bread 0%



Price (\$) /KG

1050-1129

1050-1129

N/A

Daily Production 18.1 MT

Full Daily Capacity 32 MT

Current Productivity

57%

Daily Bread Needs of Total Population 33 MT

Daily Bread Needs of PIN Population 7 MT

PiN who have Access to Subsidized Bread

24%

Bakery Management

Availability

Always Available Often Available Fairly Available
Rarely Available Not Available

Bread



Local Flour



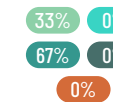
Imported Flour



Yeast



Fuel



Humanitarian Aid

Currently Receive Support 100%
Used to Receive Support 0%
Never Received Support 0%

Rehabilitation 0%

Operational Support 0%

Flour 50%

Yeast 50%

NGO

Local Council

AFAD

0

0

3

3

0

0

0

0

0

0

0

Source and Price of Flour

91% Imported Flour

\$/MT 340-350

Price Trader 2

0

0

0

1

0

Local Flour 9%

\$/MT 320-340

Price Trader 1

0

0

1

1

0



MILLS

0

Mills Status

Closed 0 Open 0

Reason for Closure

N/A

N/A



Functionality

Full 0 Partial 0

Reasons for Limited Functionality

N/A

N/A

Ownership

Public 0 Private 0



MILLS SOURCE OF WHEAT

N/A

Milling Capacity

Maximum Capacity 0 MT

Current Capacity 0 MT

Production Functionality



0%

Market Actors Supplied by Mills

Bakeries Supplied 0

Traders Supplied 0



SILOS

0

Silos Status

Closed 0 Open 0

Functionality

Full 0 Partial 0

Ownership

Public 0 Private 0

Reason for Closure

N/A



SILOS SOURCE OF WHEAT

N/A

Needed Support for Silos

Building Rehabilitation 0

Machine Rehabilitation 0

Estimated Cost of Machines and Rehabilitation \$0

Silos Capacity



Silos Maximum Storage Capacity

0 MT

Mapping of Wheat-to-Bread Processing Facilities

Idleb March 2021



WHOLE OF SYRIA (WoS)
FOOD SECURITY SECTOR
Strengthening Humanitarian Response



DISTRICT: Ariha
SUB-DISTRICT: Ehsem



TOTAL POPULATION 24,126
PIN 2,437

BAKERIES 16

Bakery Status

Closed 15 Open 1

Reason for Closure

Insecure situation

Displacement



Functionality

Full 0 Partial 1



Ownership

Public 3 Private 13

CURRENCY USED

USD 0%

TL 100%

SYP 0%



QUALITY CONTROL (LAB TESTING)

1

Bread Production

Type

Subsidized Bread 0%

Un-Subsidized Bread 0%

Free Bread (NGO) 0%

Other Types of Bread 100%



Price (\$) /KG

1120-1120

1120-1120

1680-1680

Daily Production 4 MT

Full Daily Capacity 7 MT

Current Productivity

57%

Daily Bread Needs of Total Population 8 MT

Daily Bread Needs of PIN Population 1 MT

PiN who have Access to Subsidized Bread

0%

Bakery Management

Bakery Owner 1
Staff 0
Local Council 0
Joint Local Council 0
Private Investor 0

Availability

Always Available Often Available Fairly Available
Rarely Available Not Available

Bread



Local Flour



Imported Flour



Yeast



Fuel



Humanitarian Aid

Currently Receive Support 0%
Used to Receive Support 0%
Never Received Support 100%

NGO

Local Council

AFAD

Rehabilitation 0%

Operational Support 0%

Flour 0%

Yeast 0%

Source and Price of Flour

100%

Imported Flour

\$/MT 340-340

Local Flour

0%

315-315 \$/MT

Price

Trader

Mill

Local Council

NGO

AFAD

MILLS 7

Mills Status

Closed 7 Open 0

Reason for Closure

Displacement

insecure situation



Functionality

Full 0 Partial 0

Reasons for Limited Functionality

N/A

N/A

Ownership

Public 0 Private 7

MILLS SOURCE OF WHEAT N/A

Milling Capacity

Maximum Capacity 0 MT

Current Capacity 0 MT

Production Functionality 0%

Market Actors Supplied by Mills

Bakeries Supplied 0

Traders Supplied 0

SILOS 0

Silos Status

Closed 0 Open 0

Functionality

Full 0 Partial 0

Ownership

Public 0 Private 0

Reason for Closure

N/A

SILOS SOURCE OF WHEAT N/A

Needed Support for Silos

Building Rehabilitation 0

Machine Rehabilitation 0

Estimated Cost of Machines and Rehabilitation \$0

Silos Capacity

Silos Maximum Storage Capacity

0 MT

Mapping of Wheat-to-Bread Processing Facilities

Idleb March 2021



WHOLE OF SYRIA (WoS)
FOOD SECURITY SECTOR
Strengthening Humanitarian Response



DISTRICT: Ariha
SUB-DISTRICT: Mhambal



TOTAL POPULATION
44,892

PIN
9,095



BAKERIES

4

Bakery Status

● Closed 0 ● Open 4

Reason for Closure

N/A

N/A



Functionality

● Full 0 ● Partial 4



Ownership

Public 2
Private 2



CURRENCY USED

USD 0%

TL 100%

SYP 0%



QUALITY CONTROL (LAB TESTING)

4

Bread Production

Type

Subsidized Bread 40%

Un-Subsidized Bread 60%

Free Bread (NGO) 0%

Other Types of Bread 0%

Price (\$)/KG

534-1400

534-1400

N/A

Daily Production 15.1 MT

Full Daily Capacity 32 MT

Current Productivity

47%

Daily Bread Needs of Total Population 15 MT

Daily Bread Needs of PIN Population 3 MT

Pin who have Access to Subsidized Bread

41%

Bakery Management

Bakery Owner 2

Staff 1

Local Council 1

Joint Local Council 0

Private Investor 0

Availability

● Always Available ● Often Available ● Fairly Available
● Rarely Available ● Not Available

Bread



Local Flour



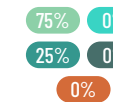
Imported Flour



Yeast



Fuel



Humanitarian Aid

Currently Receive Support 25%

Used to Receive Support 0%

Never Received Support 75%

NGO

Local Council

AFAD

Rehabilitation 0%

Operational Support 0%

Flour 0%

Yeast 0%

Source and Price of Flour

83% Imported Flour

\$/MT 340-358

Price Trader

Local Flour

17%

320-400 \$/MT

0

2

1

0

0

0



MILLS

1

Mills Status

● Closed 0 ● Open 1

Reason for Closure

N/A

N/A



Functionality

● Full 1 ● Partial 0



Reasons for Limited Functionality

N/A

N/A

Ownership

Public 0
Private 1



MILLS SOURCE OF WHEAT

Wheat traders

Milling Capacity

Maximum Capacity 35 MT

Current Capacity 35 MT

Production Functionality



100%

Market Actors Supplied by Mills

Bakeries Supplied 4

Traders Supplied 1



SILOS

0



SILOS SOURCE OF WHEAT

N/A

Silos Status

● Closed 0

● Open 0

Functionality

● Full 0 ● Partial 0

Ownership

Public 0
Private 0

Reason for Closure

N/A

Needed Support for Silos

Building Rehabilitation 0

Machine Rehabilitation 0

Estimated Cost of Machines and Rehabilitation \$0

Silos Capacity



Silos Maximum Storage Capacity

0 MT

Mapping of Wheat-to-Bread Processing Facilities

Idleb March 2021



WHOLE OF SYRIA (WoS)
FOOD SECURITY SECTOR
Strengthening Humanitarian Response



DISTRICT: Harim
SUB-DISTRICT: Armanaz



TOTAL POPULATION 75,466
PIN 40,752



BAKERIES

3

Bakery Status

Closed 0 Open 3

Reason for Closure

N/A

N/A



Functionality

Full 1 Partial 2



Ownership

Public 1 Private 2



CURRENCY USED

USD 0%

TL 100%

SYP 0%



QUALITY CONTROL (LAB TESTING)

2

Bread Production

Type

Subsidized Bread 100%

Un-Subsidized Bread 0%

Free Bread (NGO) 0%

Other Types of Bread 0%



Price (\$) /KG

998-1013

998-1013

N/A

Daily Production 14.1 MT

Full Daily Capacity 26.5 MT

Current Productivity

53%

Daily Bread Needs of Total Population 25 MT

Daily Bread Needs of PIN Population 13 MT

PiN who have Access to Subsidized Bread

57%

Bakery Management

Availability

Always Available Often Available Fairly Available
Rarely Available Not Available

Bakery Owner 2

Staff 0

Local Council 1

Joint Local Council 0

Private Investor 0

Bread



Local Flour



Imported Flour



Yeast



Fuel



Humanitarian Aid

Currently Receive Support 100%
Used to Receive Support 0%
Never Received Support 0%

NGO

Local Council

AFAD

Rehabilitation 0%

0

0

0

Operational Support 0%

0

0

0

Flour 50%

2

0

0

Yeast 50%

2

0

0

Source and Price of Flour

87% Imported Flour
\$/MT 345-356

Local Flour 13%
315-330 \$/MT

Price

Trader

1

Mill

2

Local Council

0

NGO

0

AFAD

0



MILLS

0

Mills Status

Closed 0 Open 0

Reason for Closure

N/A

N/A



Functionality

Full 0 Partial 0

Reasons for Limited Functionality

N/A

N/A

Ownership

Public 0 Private 0



MILLS SOURCE OF WHEAT

N/A

Milling Capacity

Maximum Capacity 0 MT

Current Capacity 0 MT

Production Functionality



0%

Market Actors Supplied by Mills

Bakeries Supplied 0

Traders Supplied 0



SILOS

0

Silos Status

Closed 0 Open 0

Functionality

Full 0 Partial 0

Ownership

Public 0 Private 0

Reason for Closure

N/A



SILOS SOURCE OF WHEAT

N/A

Needed Support for Silos

Building Rehabilitation 0

Machine Rehabilitation 0

Estimated Cost of Machines and Rehabilitation \$0

Silos Capacity



Silos Maximum Storage Capacity

0 MT

Mapping of Wheat-to-Bread Processing Facilities

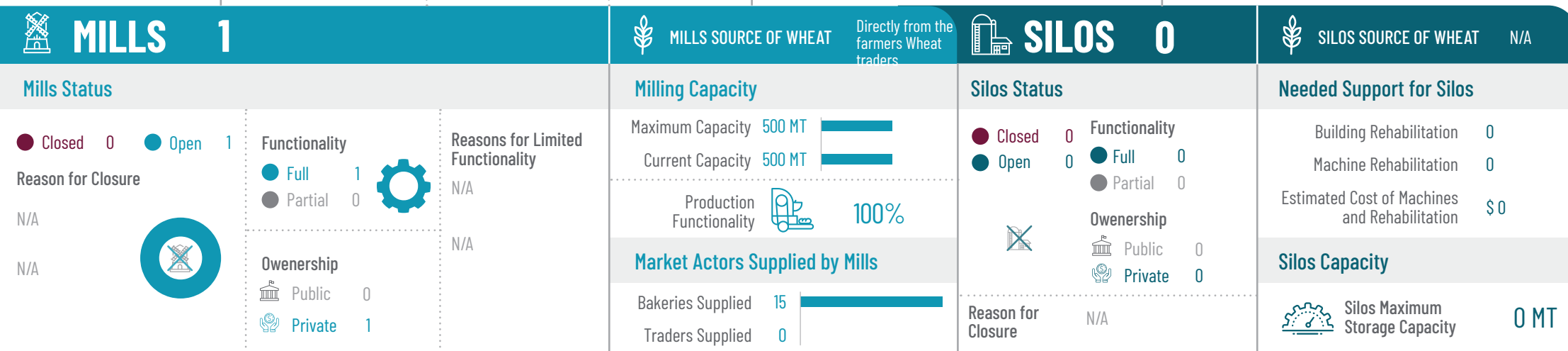
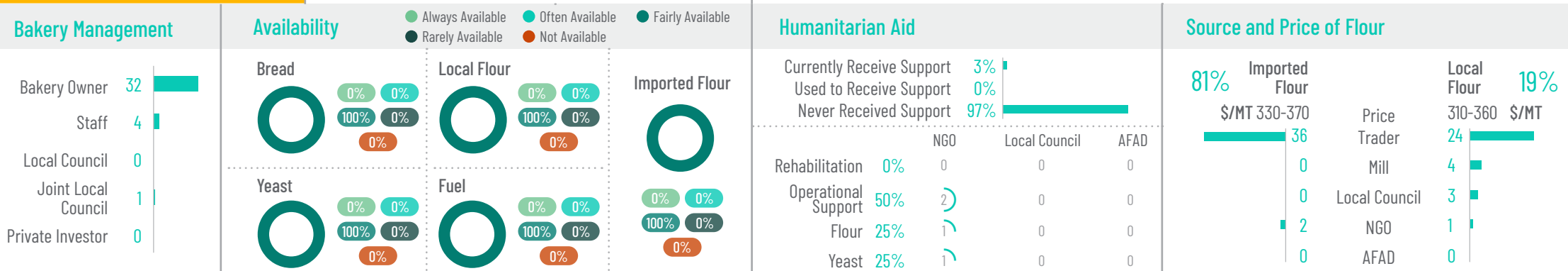
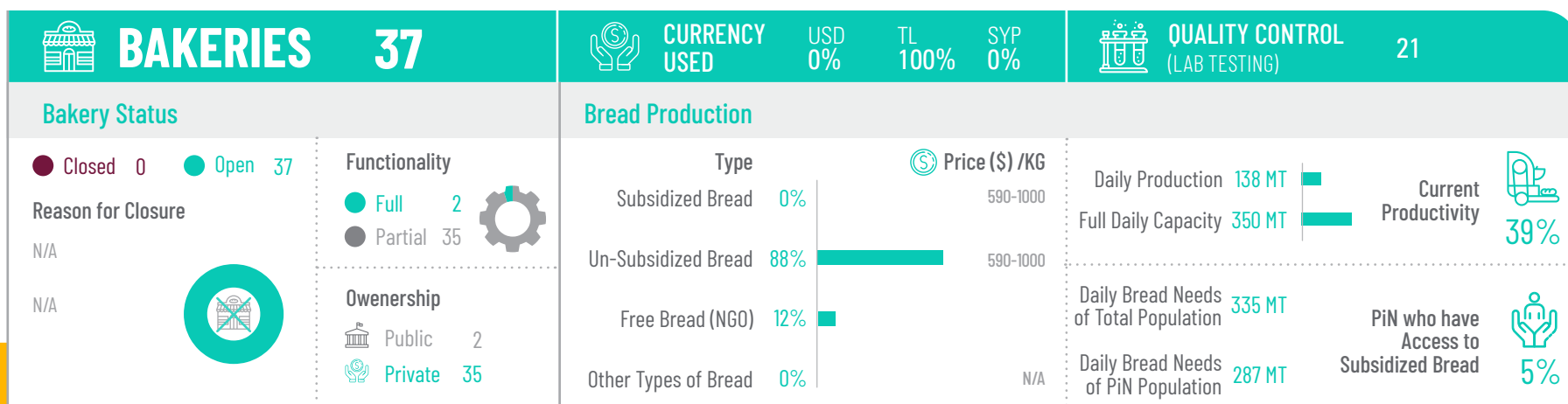
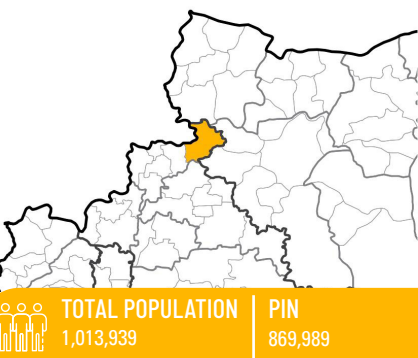
Idleb March 2021



WHOLE OF SYRIA (WoS)
FOOD SECURITY SECTOR
Strengthening Humanitarian Response



DISTRICT: Harim
SUB-DISTRICT: Dana



Mapping of Wheat-to-Bread Processing Facilities

Idleb March 2021



WHOLE OF SYRIA (WoS)
FOOD SECURITY SECTOR
Strengthening Humanitarian Response



DISTRICT: Harim
SUB-DISTRICT: Harim



TOTAL POPULATION 66,084
PIN 30,243

BAKERIES4			CURRENCY USEDUSD0%TL100%SYN0%			QUALITY CONTROL (LAB TESTING)4					
Bakery Status			Bread Production								
● Closed 0● Open 4		Functionality		Type		💰 Price (\$) /KG		Daily Production 13.1 MT		Current Productivity	
Reason for Closure		● Full 0● Partial 4		Subsidized Bread 0%		1116-2350		Full Daily Capacity 35 MT		37%	
N/A				Un-Subsidized Bread 0%		1116-2350					
N/A		Ownership		Free Bread (NGO) 0%				Daily Bread Needs of Total Population 22 MT		PiN who have Access to Subsidized Bread	
		🏛️ Public 1👤 Private 3		Other Types of Bread 73%		1680-1763		Daily Bread Needs of PiN Population 10 MT		0%	

Bakery Management		Availability		Humanitarian Aid		Source and Price of Flour	
Bakery Owner 3		Bread		Currently Receive Support 0%		100% Imported Flour	
Staff 0		Local Flour		Used to Receive Support 0%		\$/MT 330-360	
Local Council 0		Imported Flour		Never Received Support 100%		Price Trader 0	
Joint Local Council 0				NGO 0		Mill 0	
Private Investor 1				Local Council 0		Local Council 0	
				AFAD 0		NGO 0	
						AFAD 0	

MILLS 0		MILLS SOURCE OF WHEAT N/A		SILOS 0		SILOS SOURCE OF WHEAT N/A	
Mills Status		Milling Capacity		Silos Status		Needed Support for Silos	
Closed 0		Maximum Capacity 0 MT		Closed 0		Building Rehabilitation 0	
Open 0		Current Capacity 0 MT		Open 0		Machine Rehabilitation 0	
Reason for Closure		Production Functionality 0%		Functionality		Estimated Cost of Machines and Rehabilitation \$0	
N/A				Full 0			
N/A				Partial 0			
				Ownership			
				Public 0			
				Private 0			
				Reason for Closure			
				N/A			

Mapping of Wheat-to-Bread Processing Facilities

Idleb March 2021



WHOLE OF SYRIA (WoS)
FOOD SECURITY SECTOR
Strengthening Humanitarian Response



DISTRICT: Harim
SUB-DISTRICT: Kafr Takharim



TOTAL POPULATION 35,264
PIN 22,922



BAKERIES

2

Bakery Status

Closed 0 Open 2

Reason for Closure

N/A

N/A



Functionality

Full 0 Partial 2



Ownership

Public 1 Private 1



CURRENCY USED

USD 0%

TL 100%

SYP 0%



QUALITY CONTROL (LAB TESTING)

1

Bread Production

Type

Subsidized Bread 72%

Un-Subsidized Bread 0%

Free Bread (NGO) 0%

Other Types of Bread 28%

Price (\$) /KG

962-1063

962-1063

1647-1647

Daily Production 8.3 MT

Full Daily Capacity 31 MT

Current Productivity

27%

Daily Bread Needs of Total Population 12 MT

Daily Bread Needs of PIN Population 8 MT

PiN who have Access to Subsidized Bread

52%

Bakery Management

Availability

Always Available Often Available Fairly Available
Rarely Available Not Available

Bakery Owner 0

Staff 0

Local Council 1

Joint Local Council 0

Private Investor 1

Bread



Local Flour



Imported Flour



Yeast



Fuel



Humanitarian Aid

Currently Receive Support 50%
Used to Receive Support 0%
Never Received Support 50%

NGO

Local Council

AFAD

Rehabilitation 0%

Operational Support 0%

Flour 50%

Yeast 50%

Source and Price of Flour

90% Imported Flour
\$/MT 345-350

Local Flour 10%
309-332 \$/MT

Price

Trader

Mill

Local Council

NGO

AFAD



MILLS

0

Mills Status

Closed 0 Open 0

Reason for Closure

N/A

N/A



Functionality

Full 0 Partial 0

Reasons for Limited Functionality

N/A

N/A

Ownership

Public 0 Private 0



MILLS SOURCE OF WHEAT

N/A

Milling Capacity

Maximum Capacity 0 MT

Current Capacity 0 MT

Production Functionality 0%

Market Actors Supplied by Mills

Bakeries Supplied 0

Traders Supplied 0



SILOS

0

Silos Status

Closed 0 Open 0

Full 0 Partial 0

Functionality

Full 0 Partial 0

Ownership

Public 0 Private 0

Reason for Closure

N/A



SILOS SOURCE OF WHEAT

N/A

Needed Support for Silos

Building Rehabilitation 0

Machine Rehabilitation 0

Estimated Cost of Machines and Rehabilitation \$0

Silos Capacity

Silos Maximum Storage Capacity

0 MT

Mapping of Wheat-to-Bread Processing Facilities

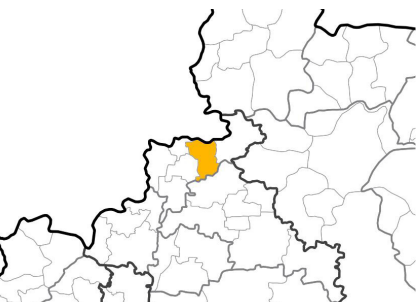
Idleb March 2021



WHOLE OF SYRIA (WoS)
FOOD SECURITY SECTOR
Strengthening Humanitarian Response



DISTRICT: Harim
SUB-DISTRICT: Qourqeena



TOTAL POPULATION 103,580
PIN 51,792



BAKERIES

3

Bakery Status

● Closed 2 ● Open 1

Reason for Closure

stoppage of fund

N/A



Functionality

● Full 1 ● Partial 0



Ownership

Public 0
Private 3



CURRENCY USED

USD 0%

TL 100%

SYP 0%



QUALITY CONTROL (LAB TESTING)

0

Bread Production

Type

Subsidized Bread 0%

Un-Subsidized Bread 100%

Free Bread (NGO) 0%

Other Types of Bread 0%



Price (\$) /KG

889-889

889-889

N/A

Daily Production 3.4 MT

Full Daily Capacity 10 MT

Current Productivity

34%

Daily Bread Needs of Total Population 34 MT

Daily Bread Needs of PIN Population 17 MT

PiN who have Access to Subsidized Bread

0%

Bakery Management

Availability

● Always Available ● Often Available ● Fairly Available
● Rarely Available ● Not Available

Bread



Local Flour



Imported Flour



Yeast



Fuel



Humanitarian Aid

Currently Receive Support 0%
Used to Receive Support 0%
Never Received Support 100%

NGO

Local Council

AFAD

Rehabilitation 0%

Operational Support 0%

Flour 0%

Yeast 0%

Source and Price of Flour

75% Imported Flour
\$/MT 325-325

Local Flour 25%
\$/MT 290-290

Price Trader

Mill

Local Council

NGO

AFAD



MILLS

0

Mills Status

● Closed 0 ● Open 0

Reason for Closure

N/A

N/A



Functionality

● Full 0 ● Partial 0

Reasons for Limited Functionality

N/A

N/A

Ownership

Public 0
Private 0



MILLS SOURCE OF WHEAT

N/A

Milling Capacity

Maximum Capacity 0 MT

Current Capacity 0 MT

Production Functionality



0%

Market Actors Supplied by Mills

Bakeries Supplied 0

Traders Supplied 0



SILOS

0

Silos Status

● Closed 0 ● Open 0

Functionality

● Full 0 ● Partial 0

Ownership

Public 0
Private 0

Reason for Closure

N/A



SILOS SOURCE OF WHEAT

N/A

Needed Support for Silos

Building Rehabilitation 0

Machine Rehabilitation 0

Estimated Cost of Machines and Rehabilitation \$0

Silos Capacity



Silos Maximum Storage Capacity

0 MT

Mapping of Wheat-to-Bread Processing Facilities

Idleb March 2021



WHOLE OF SYRIA (WoS)
FOOD SECURITY SECTOR
Strengthening Humanitarian Response



DISTRICT: Harim
SUB-DISTRICT: Salqin



TOTAL POPULATION 249,901
PIN 82,712



BAKERIES

8

Bakery Status

● Closed 0 ● Open 8

Reason for Closure

N/A

N/A



Functionality

● Full 4
● Partial 4



Ownership

Public 0
Private 8



CURRENCY USED

USD 0%

TL 89%

SYP 11%



QUALITY CONTROL
(LAB TESTING)

4

Bread Production

Type

Subsidized Bread 0%

Un-Subsidized Bread 56%

Free Bread (NGO) 6%

Other Types of Bread 38%



Price (\$) /KG

513-1547

513-1547

1718-1785

Daily Production 47.3 MT

Full Daily Capacity 77 MT

Current Productivity

61%

Daily Bread Needs of Total Population 82 MT

Daily Bread Needs of PIN Population 27 MT

PiN who have Access to Subsidized Bread

4%

Bakery Management

Bakery Owner 5

Staff 1

Local Council 0

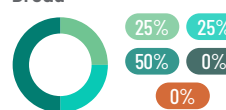
Joint Local Council 0

Private Investor 2

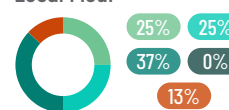
Availability

● Always Available ● Often Available ● Fairly Available
● Rarely Available ● Not Available

Bread



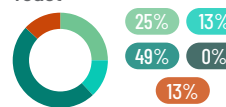
Local Flour



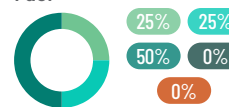
Imported Flour



Yeast



Fuel



Humanitarian Aid

Currently Receive Support 0%
Used to Receive Support 0%
Never Received Support 100%

NGO

Local Council

AFAD

Rehabilitation 0%

0

0

0

Operational Support 0%

0

0

0

Flour 0%

0

0

0

Yeast 0%

0

0

0

Source and Price of Flour

89% Imported Flour
\$/MT 340-360

Price

Trader

Mill

Local Council

NGO

AFAD

Local Flour 11%
\$/MT 315-360

Price

Trader

Mill

Local Council

NGO

AFAD



MILLS

1

Mills Status

● Closed 0 ● Open 1

Reason for Closure

N/A

N/A



Functionality

● Full 1
● Partial 0



Reasons for Limited Functionality

N/A

N/A

Ownership

Public 0
Private 1



MILLS SOURCE OF WHEAT

Wheat traders
NGO's

Milling Capacity

Maximum Capacity 30 MT

Current Capacity 30 MT

Production Functionality 100%

Market Actors Supplied by Mills

Bakeries Supplied 1

Traders Supplied 0



SILOS

0

Silos Status

● Closed 0
● Open 0

Functionality

● Full 0
● Partial 0

Ownership

Public 0
Private 0

Reason for Closure

N/A



SILOS SOURCE OF WHEAT

N/A

Needed Support for Silos

Building Rehabilitation 0

Machine Rehabilitation 0

Estimated Cost of Machines and Rehabilitation \$0

Silos Capacity

Silos Maximum Storage Capacity

0 MT

Mapping of Wheat-to-Bread Processing Facilities

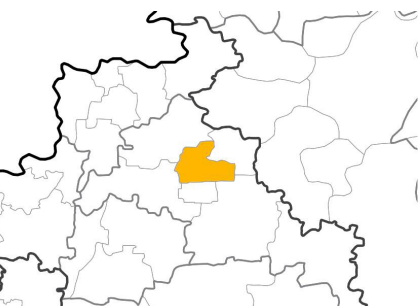
Idleb March 2021



WHOLE OF SYRIA (WoS)
FOOD SECURITY SECTOR
Strengthening Humanitarian Response



DISTRICT: Idleb
SUB-DISTRICT: Bennsh



TOTAL POPULATION
43,448

PIN
3,737



BAKERIES

4

Bakery Status

Closed 2

Open 2

Reason for Closure

Lack of fund

High operational cost



Functionality

Full 1
Partial 1



Ownership

Public 1
Private 3



CURRENCY USED

USD 0%

TL 100%

SYP 0%



QUALITY CONTROL
(LAB TESTING)

2

Bread Production

Type

Subsidized Bread 0%

Un-Subsidized Bread 100%

Free Bread (NGO) 0%

Other Types of Bread 0%



Price (\$) /KG

743-743

743-743

N/A

Daily Production 8.1 MT

Full Daily Capacity 18 MT

Current Productivity

45%

Daily Bread Needs of Total Population 14 MT

Daily Bread Needs of PIN Population 1 MT

PiN who have Access to Subsidized Bread

0%

Bakery Management

Bakery Owner 2

Staff 0

Local Council 0

Joint Local Council 0

Private Investor 0

Availability

Always Available Often Available Fairly Available
Rarely Available Not Available

Bread



Local Flour



Imported Flour



Yeast



Fuel



Humanitarian Aid

Currently Receive Support 0%
Used to Receive Support 0%
Never Received Support 100%

NGO

Local Council

AFAD

Rehabilitation 0%

Operational Support 0%

Flour 0%

Yeast 0%

Source and Price of Flour

90% Imported Flour
\$/MT 345-347

Local Flour 10%
325-325 \$/MT

Price Trader

0

Mill 1

Local Council 0

0

NGO 0

AFAD 0



MILLS

0

Mills Status

Closed 0 Open 0

Reason for Closure

N/A

N/A



Functionality

Full 0
Partial 0

Reasons for Limited Functionality

N/A

N/A

Ownership

Public 0

Private 0



MILLS SOURCE OF WHEAT

N/A

Milling Capacity

Maximum Capacity 0 MT

Current Capacity 0 MT

Production Functionality 0%

Market Actors Supplied by Mills

Bakeries Supplied 0

Traders Supplied 0



SILOS

0

Silos Status

Closed 0 Open 0

Functionality

Full 0
Partial 0

Ownership

Public 0

Private 0

Reason for Closure

N/A



SILOS SOURCE OF WHEAT

N/A

Needed Support for Silos

Building Rehabilitation 0

Machine Rehabilitation 0

Estimated Cost of Machines and Rehabilitation \$0

Silos Capacity

Silos Maximum Storage Capacity

0 MT

Mapping of Wheat-to-Bread Processing Facilities

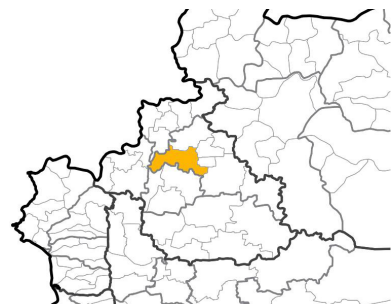
Idleb March 2021



WHOLE OF SYRIA (WoS)
FOOD SECURITY SECTOR
Strengthening Humanitarian Response



DISTRICT: Idleb
SUB-DISTRICT: Idleb



TOTAL POPULATION 291,445
PIN 153,209



BAKERIES

10

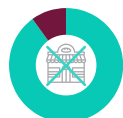
Bakery Status

● Closed 1 ● Open 9

Reason for Closure

maintenance needs

N/A



Functionality

● Full 3 ● Partial 6



Ownership

Public 1
Private 9



CURRENCY USED

USD 0%

TL 100%

SYP 0%



QUALITY CONTROL
(LAB TESTING)

6

Bread Production

Type

Subsidized Bread 0%

Un-Subsidized Bread 95%

Free Bread (NGO) 5%

Other Types of Bread 0%



Price (\$) /KG

499-1645

499-1645

N/A

Daily Production 40.7 MT

Full Daily Capacity 73 MT

Current Productivity

56%

Daily Bread Needs of Total Population 96 MT

Daily Bread Needs of PIN Population 51 MT

PiN who have Access to Subsidized Bread

2%

Bakery Management

Bakery Owner 7

Staff 0

Local Council 0

Joint Local Council 0

Private Investor 2

Availability

● Always Available ● Often Available ● Fairly Available
● Rarely Available ● Not Available

Bread



Local Flour



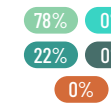
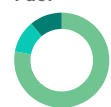
Imported Flour



Yeast



Fuel



Humanitarian Aid

Currently Receive Support 0%
Used to Receive Support 0%
Never Received Support 100%

NGO

Local Council

AFAD

Rehabilitation 0%

Operational Support 0%

Flour 0%

Yeast 0%

Source and Price of Flour

84% Imported Flour

\$/MT 340-345

Local Flour 16%

310-325 \$/MT

Price

Trader

Mill

Local Council

NGO

AFAD



MILLS

0



MILLS SOURCE OF WHEAT

N/A



SILOS

0



SILOS SOURCE OF WHEAT

N/A

Mills Status

● Closed 0 ● Open 0

Reason for Closure

N/A

N/A



Functionality

● Full 0 ● Partial 0

Reasons for Limited Functionality

N/A

N/A

Ownership

Public 0
Private 0



MILLS SOURCE OF WHEAT

N/A

Milling Capacity

Maximum Capacity 0 MT

Current Capacity 0 MT

Production Functionality 0%

Market Actors Supplied by Mills

Bakeries Supplied 0

Traders Supplied 0



SILOS

0

Silos Status

● Closed 0 ● Open 0

Functionality

● Full 0 ● Partial 0

Ownership

Public 0
Private 0

Reason for Closure

N/A



SILOS SOURCE OF WHEAT

N/A

Needed Support for Silos

Building Rehabilitation 0

Machine Rehabilitation 0

Estimated Cost of Machines and Rehabilitation \$0

Silos Capacity

Silos Maximum Storage Capacity

0 MT

Mapping of Wheat-to-Bread Processing Facilities

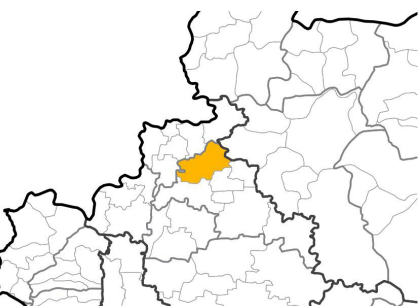
Idleb March 2021



WHOLE OF SYRIA (WoS)
FOOD SECURITY SECTOR
Strengthening Humanitarian Response



DISTRICT: Idleb
SUB-DISTRICT: Maaret Tamsrin



TOTAL POPULATION
286,899

PIN
265,714



BAKERIES

10

Bakery Status

● Closed 0 ● Open 10

Reason for Closure

N/A

N/A



Functionality

● Full 6 ● Partial 4



Ownership

● Public 6 ● Private 4



CURRENCY USED

USD 0%

TL 100%

SYP 0%



QUALITY CONTROL
(LAB TESTING)

8

Bread Production

Type

Subsidized Bread 81% Price (\$) /KG 993-1247

Un-Subsidized Bread 18% 993-1247

Free Bread (NGO) 1% N/A

Other Types of Bread 0%

Daily Production 58 MT

Full Daily Capacity 94.5 MT

Current Productivity

61%

Daily Bread Needs of Total Population 95 MT

Daily Bread Needs of PIN Population 88 MT

PiN who have Access to Subsidized Bread

50%

Bakery Management

Bakery Owner 5

Staff 1

Local Council 1

Joint Local Council 2

Private Investor 1

Availability

● Always Available ● Often Available ● Fairly Available
● Rarely Available ● Not Available

Bread



Local Flour



Imported Flour



Yeast



Fuel



Humanitarian Aid

Currently Receive Support 30%

Used to Receive Support 0%

Never Received Support 70%

NGO Local Council AFAD

Rehabilitation 0% 0 0 0

Operational Support 14% 1 0 0

Flour 43% 3 0 0

Yeast 43% 3 0 0

Source and Price of Flour

77% Imported Flour \$/MT 340-360

Price Trader 5

Mill 4

Local Council 0

NGO 0

AFAD 0

Local Flour 23% 310-340 \$/MT



MILLS

0

Mills Status

● Closed 0 ● Open 0

Reason for Closure

N/A

N/A



Functionality

● Full 0 ● Partial 0

Reasons for Limited Functionality

N/A

N/A

Ownership

● Public 0 ● Private 0



MILLS SOURCE OF WHEAT

N/A

Milling Capacity

Maximum Capacity 0 MT

Current Capacity 0 MT

Production Functionality 0%

Market Actors Supplied by Mills

Bakeries Supplied 0

Traders Supplied 0



SILOS

0

Silos Status

● Closed 0 ● Open 0

● Full 0 ● Partial 0

Ownership

● Public 0 ● Private 0

Reason for Closure

N/A



SILOS SOURCE OF WHEAT

N/A

Needed Support for Silos

Building Rehabilitation 0

Machine Rehabilitation 0

Estimated Cost of Machines and Rehabilitation \$0

Silos Capacity

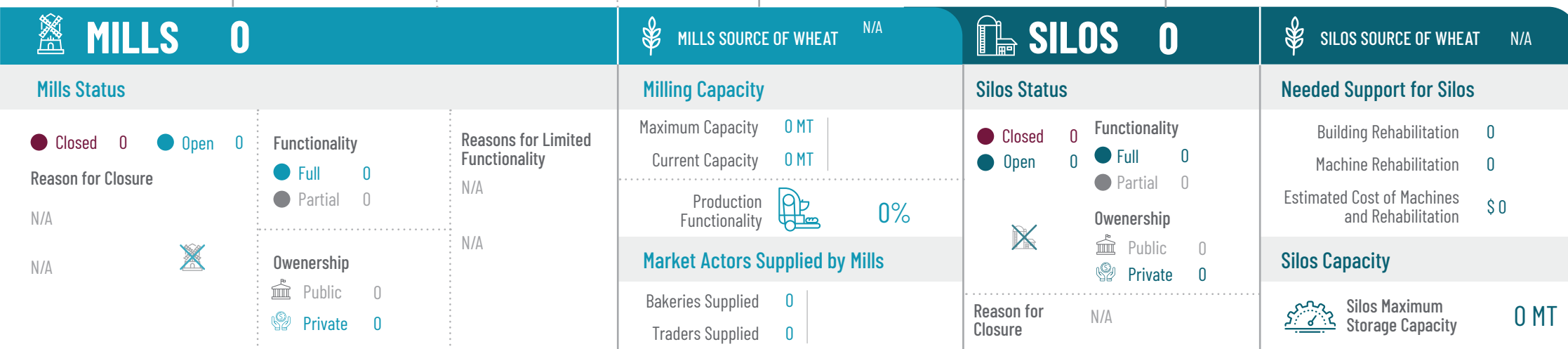
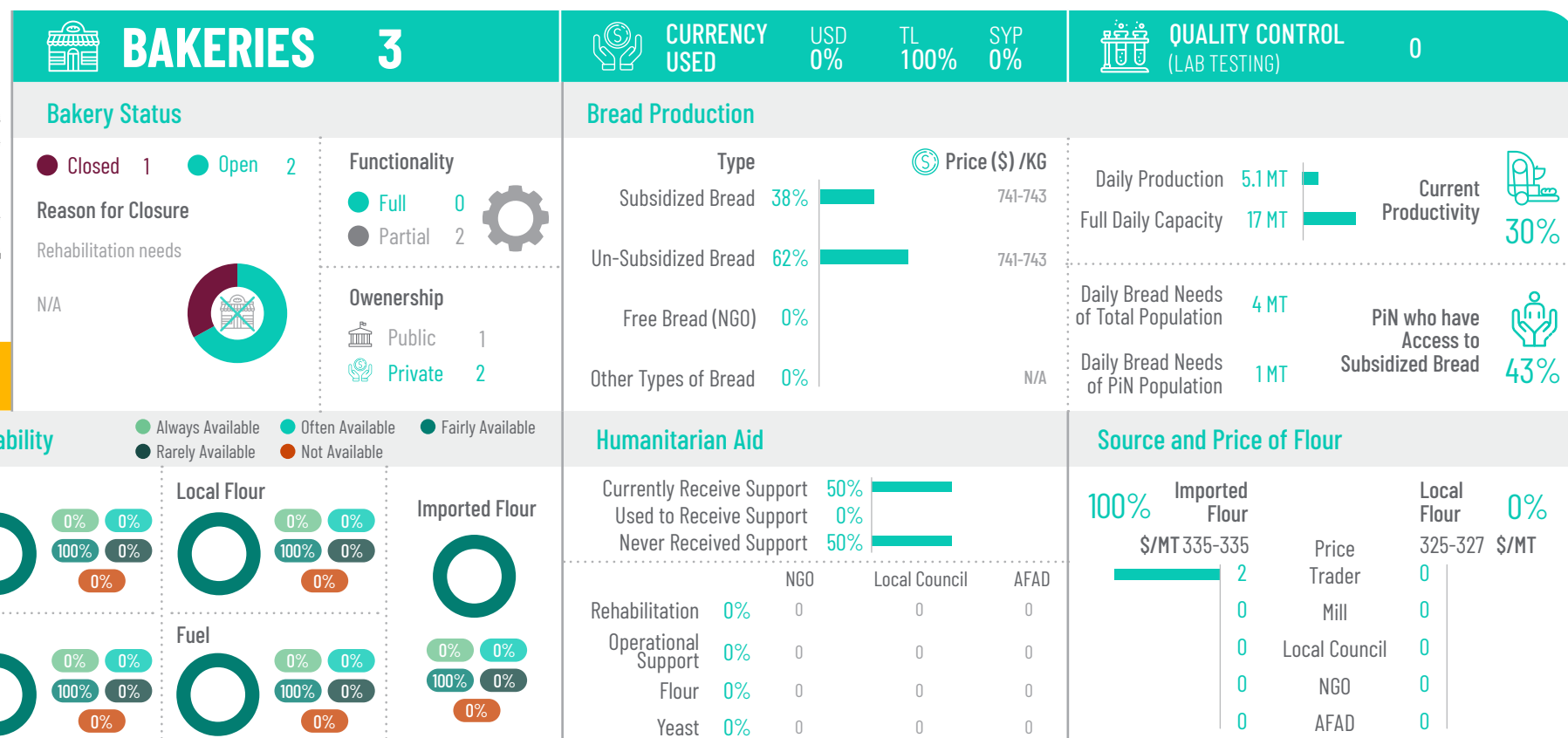
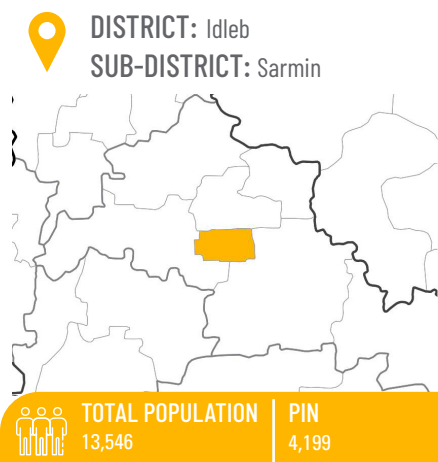
Silos Maximum Storage Capacity 0 MT

Mapping of Wheat-to-Bread Processing Facilities

Idleb March 2021



WHOLE OF SYRIA (WoS)
FOOD SECURITY SECTOR
Strengthening Humanitarian Response



Mapping of Wheat-to-Bread Processing Facilities

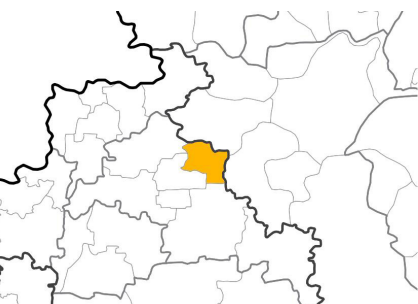
Idleb March 2021



WHOLE OF SYRIA (WoS)
FOOD SECURITY SECTOR
Strengthening Humanitarian Response



DISTRICT: Idleb
SUB-DISTRICT: Teftnaz



TOTAL POPULATION
20,786

PIN
11,848



BAKERIES

1

Bakery Status

Closed 0 Open 1

Reason for Closure

N/A

N/A



Functionality

Full 0 Partial 1



Ownership

Public 1 Private 0



CURRENCY USED

USD 0%

TL 100%

SYP 0%



QUALITY CONTROL (LAB TESTING)

0

Bread Production

Type

Subsidized Bread 0%

Un-Subsidized Bread 100%

Free Bread (NGO) 0%

Other Types of Bread 0%



Price (\$) /KG

750-750

750-750

N/A

Daily Production 0.4 MT

Full Daily Capacity 12 MT

Current Productivity 4%



Daily Bread Needs of Total Population 7 MT

Daily Bread Needs of PIN Population 4 MT

PiN who have Access to Subsidized Bread 0%



Bakery Management

Bakery Owner 0

Staff 0

Local Council 1

Joint Local Council 0

Private Investor 0

Availability

Always Available Often Available Fairly Available
Rarely Available Not Available

Bread



Local Flour



Imported Flour



Yeast



Fuel



Humanitarian Aid

Currently Receive Support 0%
Used to Receive Support 100%
Never Received Support 0%

NGO

Local Council

AFAD

Rehabilitation 0%

0

0

0

Operational Support 0%

0

0

0

Flour 100%

1

0

0

Yeast 0%

0

0

0

Source and Price of Flour

70% Imported Flour
\$/MT 347-347

Local Flour 30%
\$/MT 327-327

Price

Trader

0

Mill

1

Local Council

0

NGO

0

AFAD

0



MILLS

0

Mills Status

Closed 0 Open 0

Reason for Closure

N/A

N/A



Functionality

Full 0 Partial 0

Reasons for Limited Functionality

N/A

N/A

Ownership

Public 0 Private 0



MILLS SOURCE OF WHEAT

N/A

Milling Capacity

Maximum Capacity 0 MT

Current Capacity 0 MT

Production Functionality



0%

Market Actors Supplied by Mills

Bakeries Supplied 0

Traders Supplied 0



SILOS

0

Silos Status

Closed 0 Open 0

Functionality

Full 0 Partial 0

Ownership

Public 0 Private 0

Reason for Closure

N/A



SILOS SOURCE OF WHEAT

N/A

Needed Support for Silos

Building Rehabilitation 0

Machine Rehabilitation 0

Estimated Cost of Machines and Rehabilitation \$0

Silos Capacity



Silos Maximum Storage Capacity

0 MT

Mapping of Wheat-to-Bread Processing Facilities

Idleb March 2021



WHOLE OF SYRIA (WoS)
FOOD SECURITY SECTOR
Strengthening Humanitarian Response



DISTRICT: Jisr-Ash-Shugur
SUB-DISTRICT: Badama



TOTAL POPULATION
55,245

PIN
33,691



BAKERIES

12

Bakery Status

● Closed 7 ● Open 5

Reason for Closure

In ability to compete with subsidized bread

High operational cost



Functionality

● Full 4 ● Partial 1



Ownership

Public 0
Private 12



CURRENCY USED

USD 0%

TL 100%

SYP 0%



QUALITY CONTROL
(LAB TESTING)

2

Bread Production

Type

Subsidized Bread 25%
Un-Subsidized Bread 50%
Free Bread (NGO) 23%
Other Types of Bread 0%



Price (\$) /KG

513-844

513-844

N/A

Daily Production 18.6 MT

Full Daily Capacity 30 MT

Current Productivity

62%

Daily Bread Needs of Total Population 18 MT

Daily Bread Needs of PIN Population 11 MT

PiN who have Access to Subsidized Bread

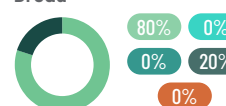
50%

Bakery Management

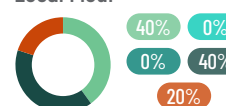
Availability

● Always Available ● Often Available ● Fairly Available
● Rarely Available ● Not Available

Bread



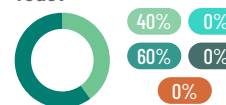
Local Flour



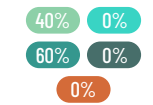
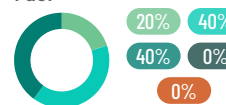
Imported Flour



Yeast



Fuel



Humanitarian Aid

Currently Receive Support 20%
Used to Receive Support 20%
Never Received Support 60%

NGO

Local Council

AFAD

Rehabilitation 0%

Operational Support 33%

Flour 33%

Yeast 33%

Source and Price of Flour

97% Imported Flour

\$/MT 325-352

Price Trader

Local Flour 3%

300-330 \$/MT

5

0

1

0

0

0

1

0

0

0

0

0



MILLS

0

Mills Status

● Closed 0 ● Open 0

Reason for Closure

N/A

N/A



Functionality

● Full 0 ● Partial 0

Reasons for Limited Functionality

N/A

N/A

Ownership

Public 0
Private 0



MILLS SOURCE OF WHEAT

N/A

Milling Capacity

Maximum Capacity 0 MT
Current Capacity 0 MT

Production Functionality



0%

Market Actors Supplied by Mills

Bakeries Supplied 0
Traders Supplied 0



SILOS

0

Silos Status

● Closed 0 ● Open 0

Functionality

● Full 0 ● Partial 0

Ownership

Public 0
Private 0

Reason for Closure

N/A



SILOS SOURCE OF WHEAT

N/A

Needed Support for Silos

Building Rehabilitation 0
Machine Rehabilitation 0
Estimated Cost of Machines and Rehabilitation \$0

Silos Capacity



Silos Maximum Storage Capacity

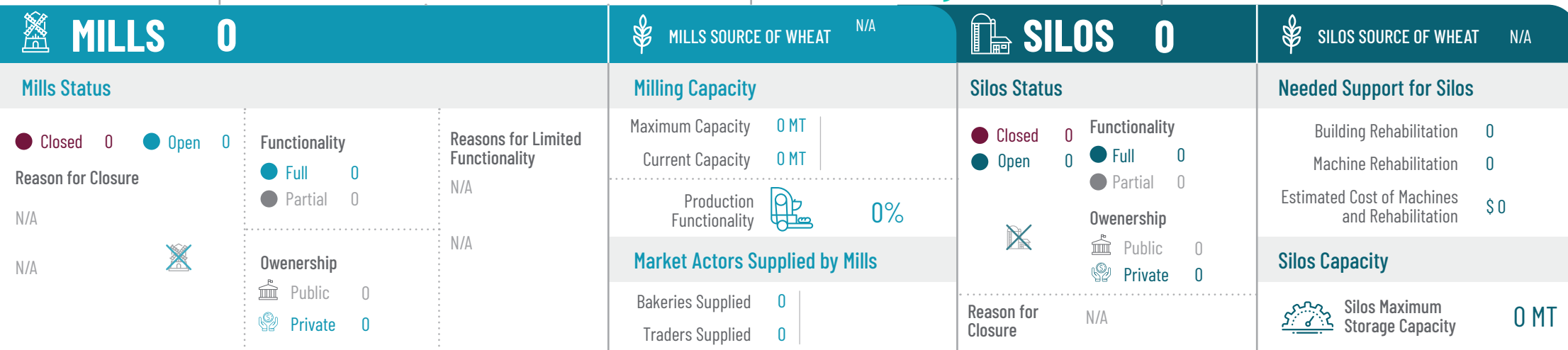
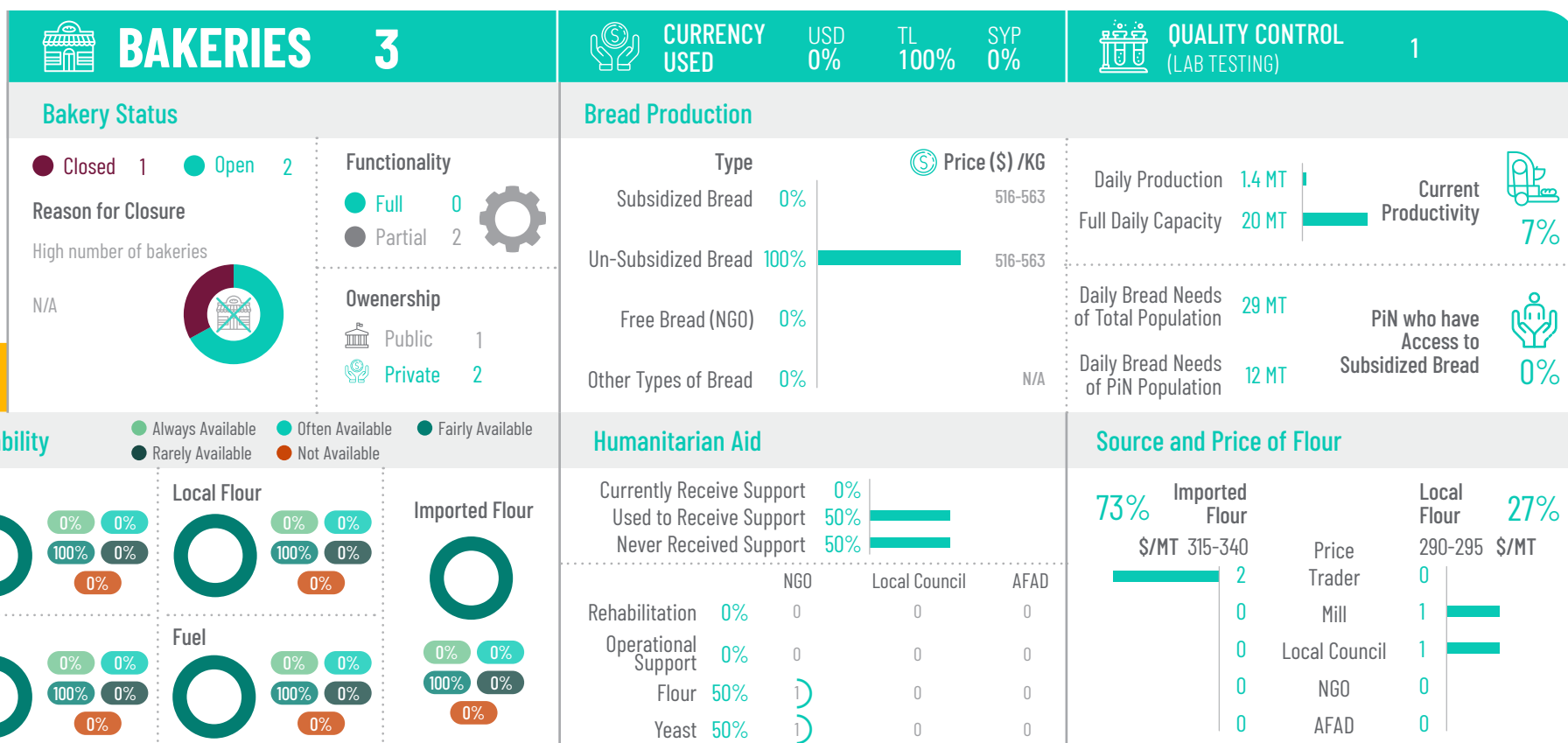
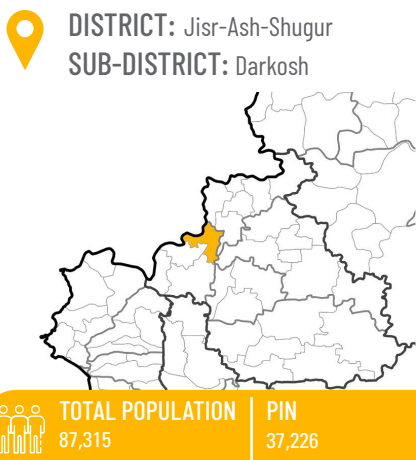
0 MT

Mapping of Wheat-to-Bread Processing Facilities

Idleb March 2021



WHOLE OF SYRIA (WoS)
FOOD SECURITY SECTOR
Strengthening Humanitarian Response



Mapping of Wheat-to-Bread Processing Facilities

Idleb March 2021



WHOLE OF SYRIA (WoS)
FOOD SECURITY SECTOR
Strengthening Humanitarian Response

