

Mapping of Wheat-to-Bread Processing Facilities

Aleppo June 2021



WHOLE OF SYRIA (WoS)
FOOD SECURITY SECTOR
Strengthening Humanitarian Response



DISTRICT: Afrin
SUB-DISTRICT: Afrin



TOTAL POPULATION 185408
PIN 31172

BAKERIES	16	CURRENCY USED	USD 0%	TL 81%	SYP 19%	QUALITY CONTROL (LAB TESTING)	1
----------	----	---------------	--------	--------	---------	-------------------------------	---

Bakery Status <p>● Closed 3 ● Open 13</p> <p>Reason for Closure High Operational Cost</p> <p>In ability to compete with supported bakeries N/A</p> <p>Functionality ● Full 0 ● Partial 13</p> <p>Ownership Public 0 Private 16 Mix 0</p>	Bread Production <p>Type</p> <p>Subsidized Bread 2.32</p> <p>Un-Subsidized Bread 20.68</p> <p>Free Bread (NGO) 0</p> <p>Other Types of Bread 0</p> <p>Price (TL) /KG 1.88 - 2.31</p> <p>Average Bread Package Weight 700g</p> <p>Daily Production 23 MT</p> <p>Full Daily Capacity 102 MT</p> <p>Daily Bread Needs of Total Population 61 MT</p> <p>Daily Bread Needs of PIN Population 10 MT</p> <p>Current Productivity 22%</p> <p>PiN who have Access to Subsidized Bread 4%</p>
---	---

Bakery Management	Availability	Humanitarian Aid	Source and Price of Flour
<p>Bakery Owner 11</p> <p>Staff 0</p> <p>Local Council 0</p> <p>Joint Local Council 0</p> <p>Private Investor 2</p>	<p>Bread</p> <p>Always Available 0% Often Available 0% Fairly Available 0% Rarely Available 100% Not Available 0%</p> <p>Local Flour</p> <p>Always Available 0% Often Available 0% Fairly Available 92% Rarely Available 8% Not Available 0%</p> <p>Yeast</p> <p>Always Available 0% Often Available 0% Fairly Available 100% Rarely Available 0% Not Available 0%</p> <p>Fuel</p> <p>Always Available 0% Often Available 0% Fairly Available 100% Rarely Available 0% Not Available 0%</p> <p>Imported Flour</p> <p>Always Available 0% Often Available 0% Fairly Available 100% Rarely Available 0% Not Available 0%</p>	<p>Currently Receive Support 46%</p> <p>Used to Receive Support 0%</p> <p>Never Received Support 54%</p> <p>Rehabilitation 0%</p> <p>Operational Support 0%</p> <p>Flour 100%</p> <p>Yeast 0%</p> <p>NGO 0 Local Council 0 AFAD 0</p> <p>5 1</p>	<p>100% Imported Flour</p> <p>\$/MT 340-360</p> <p>Price Trader 35.57</p> <p>0 Mill 0</p> <p>0 Local Council 0</p> <p>0 NGO 0</p> <p>0 AFAD 0</p> <p>Local Flour 0%</p> <p>325-335 \$/MT</p>

MILLS	0	MILLS SOURCE OF WHEAT	N/A	SILOS	0	SILOS SOURCE OF WHEAT	N/A
-------	---	-----------------------	-----	-------	---	-----------------------	-----

Mills Status <p>● Closed 0 ● Open 0</p> <p>Reason for Closure N/A</p> <p>Functionality ● Full 0 ● Partial 0</p> <p>Ownership Public 0 Private 0</p> <p>Reasons for Limited Functionality N/A</p>	Milling Capacity <p>Maximum Capacity 0 MT</p> <p>Current Capacity 0 MT</p> <p>Production Functionality 0%</p> <p>Market Actors Supplied by Mills Bakeries Supplied 0 Traders Supplied 0</p>	Silos Status <p>● Closed 0 ● Open 0</p> <p>Functionality ● Full 0 ● Partial 0</p> <p>Ownership Public 0 Private 0</p> <p>Reason for Closure N/A</p>	Needed Support for Silos <p>Building Rehabilitation 0</p> <p>Machine Rehabilitation 0</p> <p>Estimated Cost of Machines and Rehabilitation \$ 0</p> <p>Silos Capacity Silos Maximum Storage Capacity 0 MT</p>
--	--	--	--

Mapping of Wheat-to-Bread Processing Facilities

Aleppo June 2021



WHOLE OF SYRIA (WoS)
FOOD SECURITY SECTOR
Strengthening Humanitarian Response



DISTRICT: A'zaz
SUB-DISTRICT: Aghtrin



TOTAL POPULATION 103199
PIN 52835

BAKERIES 14				CURRENCY USED			QUALITY CONTROL (LAB TESTING)		
Bakery Status Closed 0 Open 14 Reason for Closure N/A N/A N/A Functionality Full 0 Partial 14 Ownership Public 1 Private 12 Mix 1				Bread Production Type Subsidized Bread 23.49 Un-Subsidized Bread 0.14 Free Bread (NGO) 0 Other Types of Bread 0 Price (TL) /KG 1.25 - 1.6 2.86 - 2.86 Average Bread Package Weight 746g			Daily Production 24 MT Full Daily Capacity 109 MT Current Productivity 22% Daily Bread Needs of Total Population 34 MT Daily Bread Needs of PIN Population 17 MT PiN who have Access to Subsidized Bread 69%		
Bakery Management Bakery Owner 10 Staff 0 Local Council 0 Joint Local Council 0 Private Investor 3 Availability Bread Local Flour Yeast Fuel Imported Flour Always Available Often Available Fairly Available Rarely Available Not Available				Humanitarian Aid Currently Receive Support 93% Used to Receive Support 0% Never Received Support 7% NGO Local Council AFAD Rehabilitation 0% 0 0 Operational Support 0% 0 0 Flour 100% 0 0 Yeast 0% 0 0			Source and Price of Flour 86% Imported Flour \$/MT 315-370 Price Trader 0 Mill 0 Local Council 3.32 NGO 0 AFAD 0 Local Flour 14% 210-350 \$/MT		

MILLS 0

MILLS STATUS			
Closed 0 Open 0 Reason for Closure N/A N/A Functionality Full 0 Partial 0 Reasons for Limited Functionality N/A N/A Ownership Public 0 Private 0			

MILLS SOURCE OF WHEAT N/A

MILLING CAPACITY	
Maximum Capacity	0 MT
Current Capacity	0 MT
Production Functionality	0%
Market Actors Supplied by Mills	
Bakeries Supplied	0
Traders Supplied	0

SILOS 0

SILOS STATUS	
Closed 0 Open 0 Functionality Full 0 Partial 0 Ownership Public 0 Private 0 Reason for Closure N/A	

SILOS SOURCE OF WHEAT

NEEDED SUPPORT FOR SILOS	
Building Rehabilitation	0
Machine Rehabilitation	0
Estimated Cost of Machines and Rehabilitation	\$ 0
Silos Capacity	
Silos Maximum Storage Capacity	0 MT

Mapping of Wheat-to-Bread Processing Facilities

Aleppo June 2021



WHOLE OF SYRIA (WoS)
FOOD SECURITY SECTOR
Strengthening Humanitarian Response

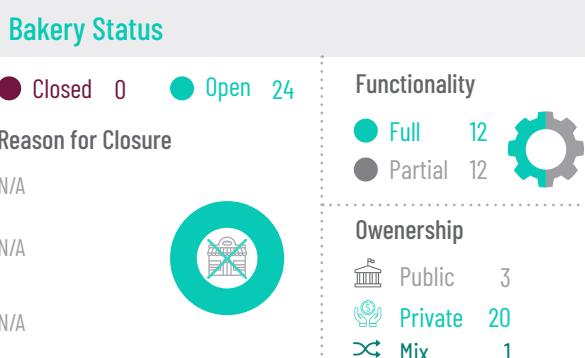


DISTRICT: Al Bab
SUB-DISTRICT: Al Bab

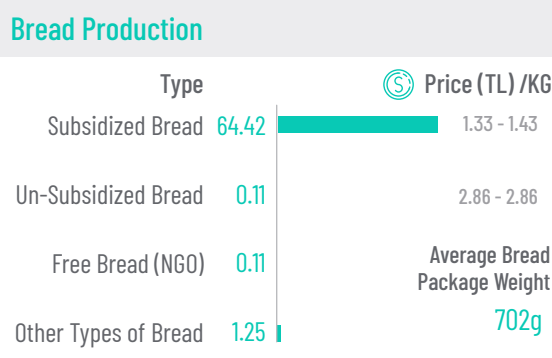


TOTAL POPULATION 184179
PIN 59302

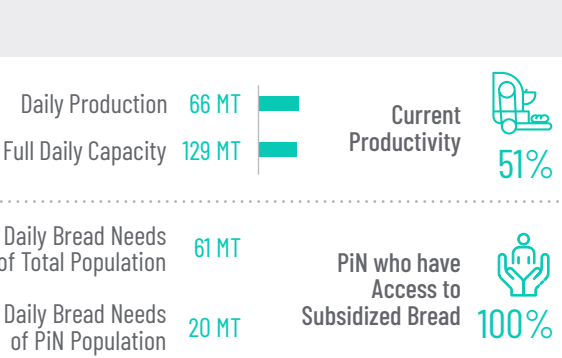
BAKERIES 24



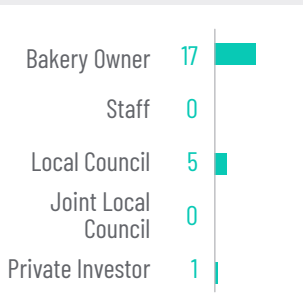
CURRENCY USED



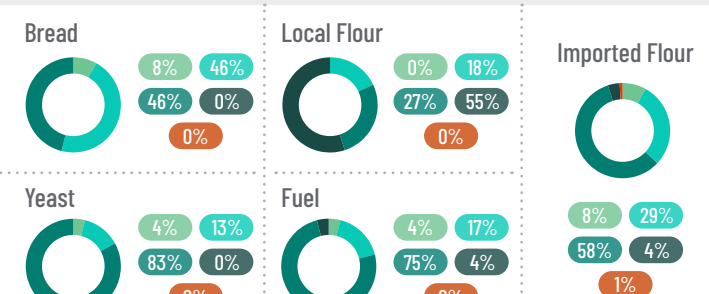
QUALITY CONTROL (LAB TESTING) 1



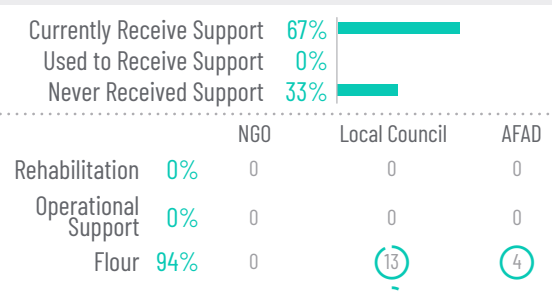
Bakery Management




Availability



Humanitarian Aid

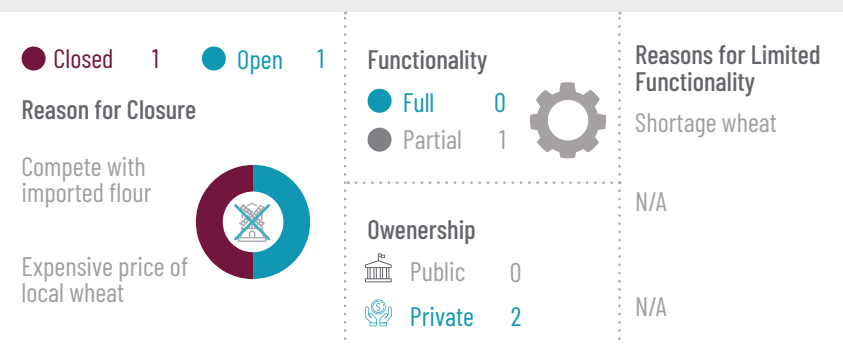


Source and Price of Flour



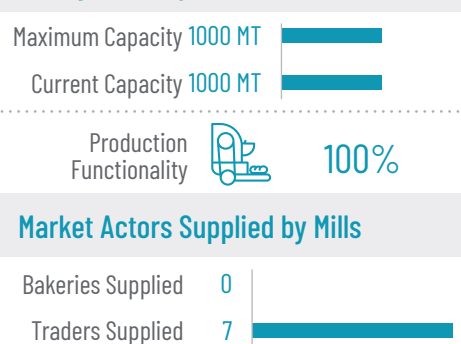
MILLS 2

Mills Status



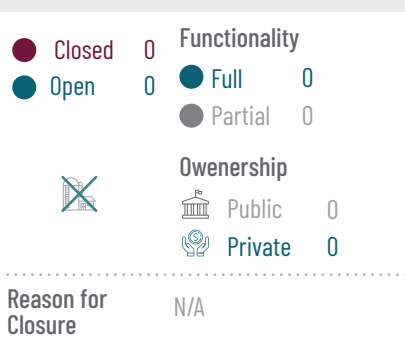
MILLS SOURCE OF WHEAT

Milling Capacity



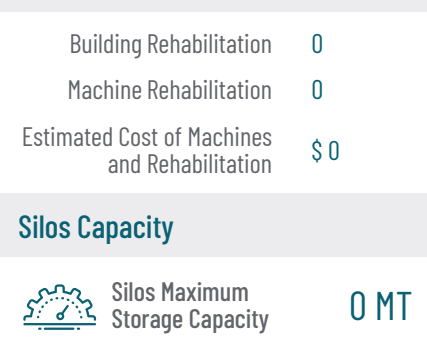
SILOS 0

Silos Status



SILOS SOURCE OF WHEAT

Needed Support for Silos



Mapping of Wheat-to-Bread Processing Facilities

Idleb June 2021



WHOLE OF SYRIA (WoS)
FOOD SECURITY SECTOR
Strengthening Humanitarian Response



DISTRICT: Ariha
SUB-DISTRICT: Ariha



TOTAL POPULATION 100218
PIN 20578

BAKERIES 5				CURRENCY USED USD 0% TL 100% SYP 0%			QUALITY CONTROL (LAB TESTING) 5		
Bakery Status Closed 0 Open 5 Reason for Closure N/A N/A N/A Functionality Full 0 Partial 5 Ownership Public 2 Private 3 Mix 0				Bread Production Type Subsidized Bread 15.71 Un-Subsidized Bread 7.57 Free Bread (NGO) 0 Other Types of Bread 0 Price (TL) /KG 2.17 - 2.22 2.78 - 2.78 Average Bread Package Weight 900g			Daily Production 23 MT Full Daily Capacity 57 MT Current Productivity 41% Daily Bread Needs of Total Population 33 MT Daily Bread Needs of PIN Population 7 MT PiN who have Access to Subsidized Bread 48%		
Bakery Management Bakery Owner 3 Staff 2 Local Council 0 Joint Local Council 0 Private Investor 0 Availability Bread Local Flour Yeast Fuel Imported Flour Always Available Often Available Fairly Available Rarely Available Not Available				Humanitarian Aid Currently Receive Support 100% Used to Receive Support 0% Never Received Support 0% NGO Local Council AFAD Rehabilitation 0% 0 0 0 Operational Support 0% 0 0 0 Flour 50% 5 0 0 Yeast 50% 5 0 0			Source and Price of Flour 96% Imported Flour \$/MT 350-350 Price Trader 0.97 Mill 0 Local Council 0 NGO 0 AFAD 0 Local Flour 4% 340-350 \$/MT		
MILLS 0 Mills Status Closed 0 Open 0 Reason for Closure N/A N/A Functionality Full 0 Partial 0 Reasons for Limited Functionality N/A N/A Ownership Public 0 Private 0				MILLS SOURCE OF WHEAT N/A Milling Capacity Maximum Capacity 0 MT Current Capacity 0 MT Production Functionality 0% Market Actors Supplied by Mills Bakeries Supplied 0 Traders Supplied 0			SILOS 0 SiLOS Status Closed 0 Open 0 Functionality Full 0 Partial 0 Ownership Public 0 Private 0 Reason for Closure N/A Needed Support for Silos Building Rehabilitation 0 Machine Rehabilitation 0 Estimated Cost of Machines and Rehabilitation \$ 0 Silos Capacity Silos Maximum Storage Capacity 0 MT		

Mapping of Wheat-to-Bread Processing Facilities

Idleb June 2021



WHOLE OF SYRIA (WoS)
FOOD SECURITY SECTOR
Strengthening Humanitarian Response



DISTRICT: Harim
SUB-DISTRICT: Armanaz



TOTAL POPULATION 75466
PIN 40752

BAKERIES 1				CURRENCY USED			QUALITY CONTROL (LAB TESTING)		
<p>Bakery Status</p> <p>● Closed 0 ● Open 1</p> <p>Reason for Closure</p> <p>N/A</p> <p>N/A</p> <p>N/A</p> <p>Functionality</p> <p>● Full 1 ● Partial 0</p> <p>Ownership</p> <p>Public 0</p> <p>Private 1</p> <p>Mix 0</p>				<p>Bread Production</p> <p>Type</p> <p>Subsidized Bread 6.86</p> <p>Un-Subsidized Bread 1.71</p> <p>Free Bread (NGO) 0</p> <p>Other Types of Bread 0</p> <p>Price (TL) /KG</p> <p>2.2 - 2.2</p> <p>2.5 - 2.5</p> <p>Average Bread Package Weight 1000g</p>			<p>Daily Production 9 MT</p> <p>Full Daily Capacity 10 MT</p> <p>Daily Bread Needs of Total Population 25 MT</p> <p>Daily Bread Needs of PIN Population 13 MT</p> <p>Current Productivity 86%</p> <p>PiN who have Access to Subsidized Bread 28%</p>		
<p>Bakery Management</p> <p>Bakery Owner 1</p> <p>Staff 0</p> <p>Local Council 0</p> <p>Joint Local Council 0</p> <p>Private Investor 0</p>				<p>Availability</p> <p>● Always Available ● Often Available ● Fairly Available ● Rarely Available ● Not Available</p> <p>Bread</p> <p>Local Flour</p> <p>Yeast</p> <p>Fuel</p> <p>Imported Flour</p>			<p>Humanitarian Aid</p> <p>Currently Receive Support 100%</p> <p>Used to Receive Support 0%</p> <p>Never Received Support 0%</p> <p>Rehabilitation 0%</p> <p>Operational Support 0%</p> <p>Flour 50%</p> <p>Yeast 50%</p>		
<p>MILLS 0</p> <p>Mills Status</p> <p>● Closed 0 ● Open 0</p> <p>Reason for Closure</p> <p>N/A</p> <p>N/A</p> <p>Functionality</p> <p>● Full 0 ● Partial 0</p> <p>Ownership</p> <p>Public 0</p> <p>Private 0</p> <p>Reasons for Limited Functionality</p> <p>N/A</p> <p>N/A</p> <p>N/A</p>				<p>MILLS SOURCE OF WHEAT N/A</p> <p>Milling Capacity</p> <p>Maximum Capacity 0 MT</p> <p>Current Capacity 0 MT</p> <p>Production Functionality 0%</p> <p>Market Actors Supplied by Mills</p> <p>Bakeries Supplied 0</p> <p>Traders Supplied 0</p>			<p>SILOS 0</p> <p>SiLOS Status</p> <p>● Closed 0 ● Open 0</p> <p>Functionality</p> <p>● Full 0 ● Partial 0</p> <p>Ownership</p> <p>Public 0</p> <p>Private 0</p> <p>Reason for Closure N/A</p>		
				<p>Source and Price of Flour</p> <p>80% Imported Flour</p> <p>\$/MT 340-340</p> <p>Price Trader 13.71</p> <p>0</p> <p>0</p> <p>0</p> <p>0</p> <p>0</p> <p>20% Local Flour</p> <p>325-325 \$/MT</p> <p>1.71</p> <p>0</p> <p>0</p> <p>0</p> <p>0</p>			<p>Needed Support for Silos</p> <p>Building Rehabilitation 0</p> <p>Machine Rehabilitation 0</p> <p>Estimated Cost of Machines and Rehabilitation \$ 0</p> <p>Silos Capacity</p> <p>Silos Maximum Storage Capacity 0 MT</p>		

Mapping of Wheat-to-Bread Processing Facilities

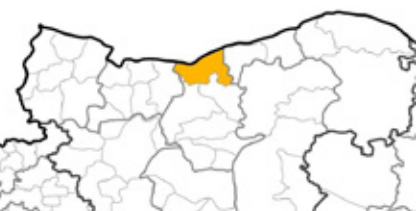
Aleppo June 2021



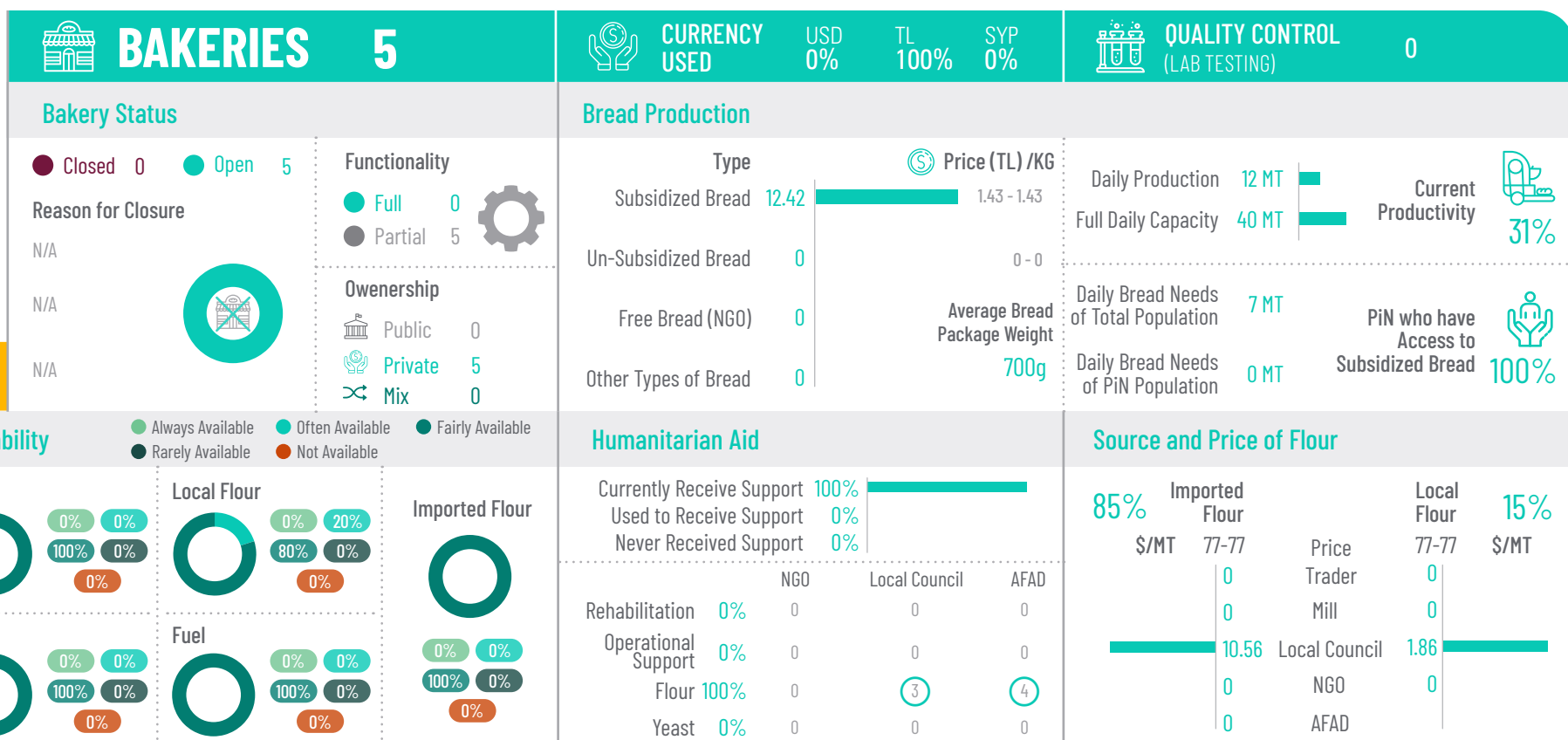
WHOLE OF SYRIA (WoS)
FOOD SECURITY SECTOR
Strengthening Humanitarian Response



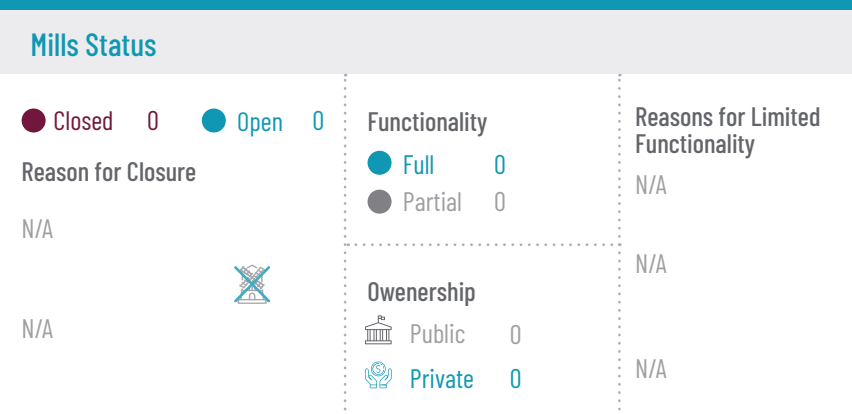
DISTRICT: Al Bab
SUB-DISTRICT: Ar-Ra'ee



TOTAL POPULATION
22309
PIN
0



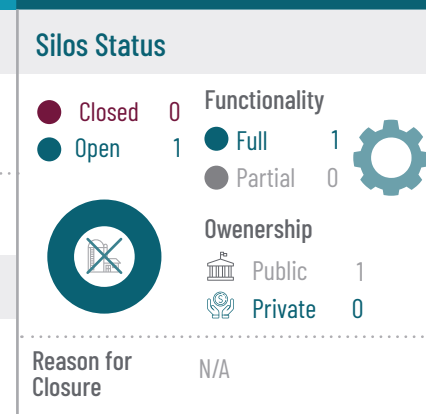
MILLS 0



MILLS SOURCE OF WHEAT N/A



SILOS 1



SILOS SOURCE OF WHEAT



Mapping of Wheat-to-Bread Processing Facilities

Aleppo June 2021



WHOLE OF SYRIA (WoS)
FOOD SECURITY SECTOR
Strengthening Humanitarian Response



DISTRICT: Jebel Saman
SUB-DISTRICT: Atareb



TOTAL POPULATION 156898
PIN 70825

BAKERIES 14

Bakery Status

Closed 6 Open 8

Reason for Closure

Lack of access to support

Machine Maintenance's needs

Building Rehabilitation Needs



Functionality

Full 0 Partial 8

Ownership

Public 6 Private 8 Mix 0




CURRENCY USED

USD 0% TL 100% SYP 0%

QUALITY CONTROL (LAB TESTING) 6

Bread Production



Daily Production 33 MT
Full Daily Capacity 89 MT
Current Productivity 37%

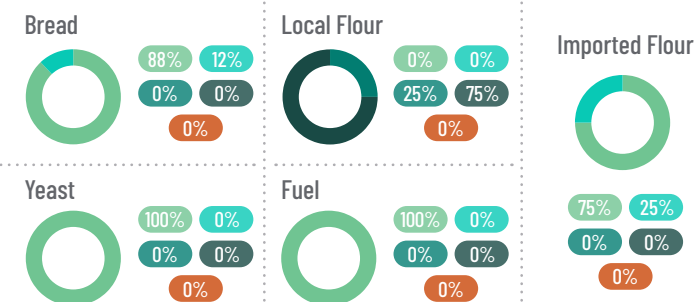
Daily Bread Needs of Total Population 52 MT
Daily Bread Needs of PIN Population 23 MT
PiN who have Access to Subsidized Bread 17%

Bakery Management

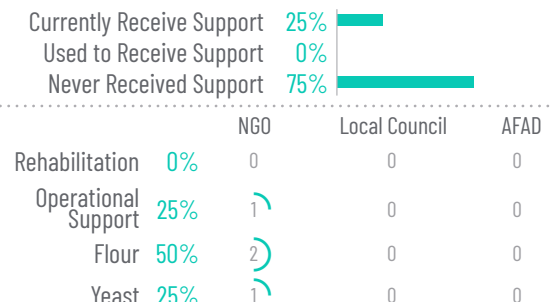
Bakery Owner 7
Staff 1
Local Council 0
Joint Local Council 0
Private Investor 0

Availability

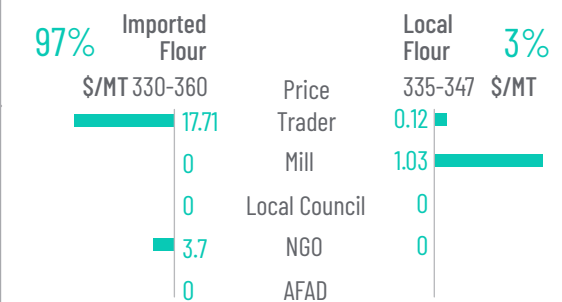
Always Available Often Available Fairly Available Rarely Available Not Available



Humanitarian Aid



Source and Price of Flour



MILLS 2

Mills Status

Closed 1 Open 1

Reason for Closure

Difficulties in generate profit.

N/A



Functionality

Full 0 Partial 1

Ownership

Public 2 Private 0

Reasons for Limited Functionality

Shortage wheat

High operational costs (raw material, electricity, workers, etc)

Stopage of fund

MILLS SOURCE OF WHEAT Directly from the farmers

Milling Capacity

Maximum Capacity 300 MT
Current Capacity 1 MT

Production Functionality 0%

Market Actors Supplied by Mills

Bakeries Supplied 40
Traders Supplied 0

SILOS 0

Silos Status

Closed 0 Open 0

Functionality

Full 0 Partial 0

Ownership

Public 0 Private 0

Reason for Closure N/A

SILOS SOURCE OF WHEAT

Needed Support for Silos

Building Rehabilitation 0
Machine Rehabilitation 0
Estimated Cost of Machines and Rehabilitation \$ 0

Silos Capacity

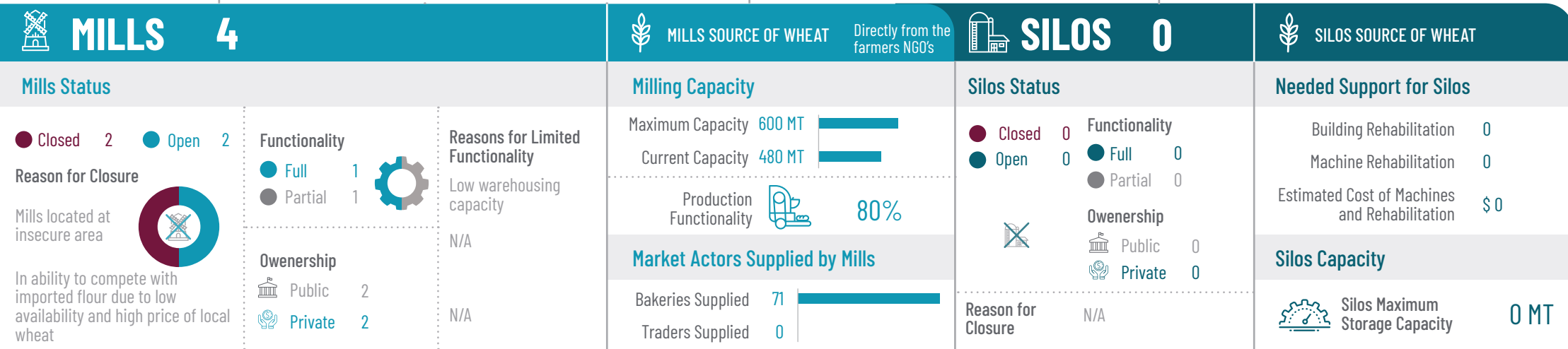
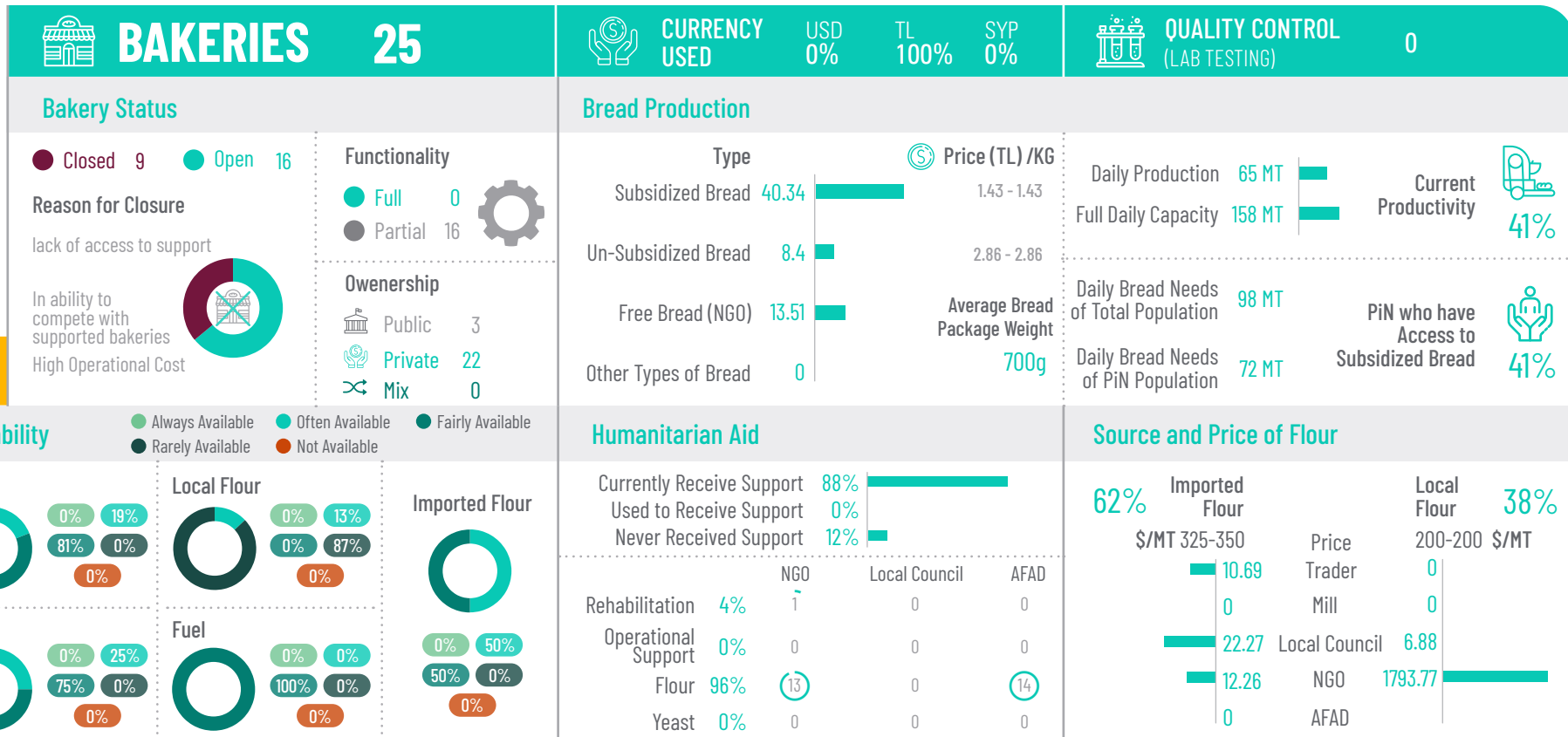
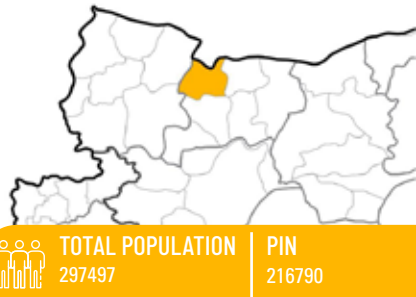
Silos Maximum Storage Capacity 0 MT

Mapping of Wheat-to-Bread Processing Facilities

Aleppo June 2021



DISTRICT: A'az
SUB-DISTRICT: A'az



Mapping of Wheat-to-Bread Processing Facilities

Idleb June 2021



WHOLE OF SYRIA (WoS)
FOOD SECURITY SECTOR
Strengthening Humanitarian Response



DISTRICT: Jisr-Ash-Shugur
SUB-DISTRICT: Badama



TOTAL POPULATION
55245
PIN
33691



BAKERIES

8

Bakery Status

● Closed 6 ● Open 2

Reason for Closure

Moved to another area

Stoppage of funds

Security challenges



Functionality

● Full 2 ● Partial 0

Ownership

● Public 0
● Private 8
● Mix 0



CURRENCY USED

USD 0%

TL 100%

SYP 0%




QUALITY CONTROL
(LAB TESTING)

2

Bread Production

Type



Price (TL) /KG

1.25 - 1.48

3.7 - 3.7

Average Bread Package Weight

738g

Daily Production 11 MT

Full Daily Capacity 14 MT

Current Productivity

79%

Daily Bread Needs of Total Population 18 MT

Daily Bread Needs of PIN Population 11 MT

PiN who have Access to Subsidized Bread

27%

Bakery Management

Availability

● Always Available ● Often Available ● Fairly Available
● Rarely Available ● Not Available

Bread



Local Flour



Imported Flour



Yeast



Fuel



Humanitarian Aid

Currently Receive Support 0%
Used to Receive Support 0%
Never Received Support 100%

	NGO	Local Council	AFAD
Rehabilitation	0%	0	0
Operational Support	0%	0	0
Flour	0%	0	0
Yeast	0%	0	0

Source and Price of Flour

Source	Price	Local Flour
93% Imported Flour	\$/MT 348-350	7% Local Flour
	Price Trader	325-348 \$/MT
	0	0
	0	0.8
	0	0
	4.9	0
	0	0
	0	0



MILLS

0



MILLS SOURCE OF WHEAT N/A



SILOS

0



SILOS SOURCE OF WHEAT

Mills Status

● Closed 0 ● Open 0

Reason for Closure

N/A

N/A



Functionality

● Full 0 ● Partial 0

Ownership

● Public 0
● Private 0

Reasons for Limited Functionality

N/A

N/A

N/A



MILLS SOURCE OF WHEAT N/A

Milling Capacity

Maximum Capacity 0 MT
Current Capacity 0 MT

Production Functionality 0%

Market Actors Supplied by Mills

Bakeries Supplied 0
Traders Supplied 0



SILOS

0

Silos Status

● Closed 0 ● Open 0

Functionality

● Full 0 ● Partial 0

Ownership

● Public 0
● Private 0

Reason for Closure

N/A



SILOS SOURCE OF WHEAT

Needed Support for Silos

Building Rehabilitation 0
Machine Rehabilitation 0
Estimated Cost of Machines and Rehabilitation \$ 0

Silos Capacity

Silos Maximum Storage Capacity 0 MT

Mapping of Wheat-to-Bread Processing Facilities

Idleb June 2021



WHOLE OF SYRIA (WoS)
FOOD SECURITY SECTOR
Strengthening Humanitarian Response



DISTRICT: Idleb
SUB-DISTRICT: Bennsh



TOTAL POPULATION
43448
PIN
3737



BAKERIES

3

Bakery Status

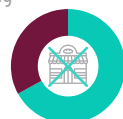
● Closed 1 ● Open 2

Reason for Closure

Bombing and shelling

N/A

N/A



Functionality

● Full 1 ● Partial 1

Ownership

Public 0
Private 3
Mix 0



CURRENCY USED

USD 0%

TL 100%

SYP 0%



QUALITY CONTROL
(LAB TESTING)

2

Bread Production

Type

Subsidized Bread 0

Un-Subsidized Bread 8.86

Free Bread (NGO) 0

Other Types of Bread 0

Price (TL) /KG

0 - 0

2.86 - 3.57

Average Bread Package Weight

700g

Daily Production 9 MT

Full Daily Capacity 15 MT

Current Productivity

59%

Daily Bread Needs of Total Population 14 MT

Daily Bread Needs of PIN Population 1 MT

PiN who have Access to Subsidized Bread

0%

Bakery Management

Bakery Owner 2

Staff 0

Local Council 0

Joint Local Council 0

Private Investor 0

Availability

● Always Available ● Often Available ● Fairly Available
● Rarely Available ● Not Available

Bread



Local Flour



Imported Flour



Yeast



Fuel



Humanitarian Aid

Currently Receive Support 0%
Used to Receive Support 0%
Never Received Support 100%

NGO

Local Council

AFAD

Rehabilitation 0%

Operational Support 0%

Flour 0%

Yeast 0%

Source and Price of Flour

100% Imported Flour
\$/MT 345-350

Local Flour 0%
345-350 \$/MT

Price

Trader

0

Mill

0

Local Council

0

NGO

0

AFAD



MILLS

0

Mills Status

● Closed 0 ● Open 0

Reason for Closure

N/A

N/A



Functionality

● Full 0 ● Partial 0

Reasons for Limited Functionality

N/A

N/A

N/A

Ownership

Public 0
Private 0



MILLS SOURCE OF WHEAT

N/A

Milling Capacity

Maximum Capacity 0 MT

Current Capacity 0 MT

Production Functionality 0%

Market Actors Supplied by Mills

Bakeries Supplied 0

Traders Supplied 0



SILOS

0

Silos Status

● Closed 0 ● Open 0

● Full 0 ● Partial 0

Functionality

● Full 0 ● Partial 0

Ownership

Public 0
Private 0

Reason for Closure

N/A



SILOS SOURCE OF WHEAT

Needed Support for Silos

Building Rehabilitation 0

Machine Rehabilitation 0

Estimated Cost of Machines and Rehabilitation \$ 0

Silos Capacity

Silos Maximum Storage Capacity

0 MT

Mapping of Wheat-to-Bread Processing Facilities

Idleb June 2021



WHOLE OF SYRIA (WoS)
FOOD SECURITY SECTOR
Strengthening Humanitarian Response



DISTRICT: Harim
SUB-DISTRICT: Dana



TOTAL POPULATION
1013939
PIN
869989



BAKERIES

48

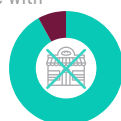
Bakery Status

● Closed 4 ● Open 44

Reason for Closure

In ability to compete with supported bakeries

Stoppage of fund



Bread is free for camps

Functionality

● Full 14 ● Partial 30



Ownership

● Public 5
● Private 43
● Mix 0



CURRENCY USED

USD 2%

TL 98%

SYP 0%



QUALITY CONTROL (LAB TESTING)

39

Bread Production

Type

Subsidized Bread 15.44
Un-Subsidized Bread 162.33
Free Bread (NGO) 67.66
Other Types of Bread 0

Price (TL) /KG

0.95 - 3.33

2.38 - 3.57

Average Bread Package Weight
745g

Daily Production 250 MT

Full Daily Capacity 424 MT

Current Productivity

59%

Daily Bread Needs of Total Population 335 MT

Daily Bread Needs of PIN Population 287 MT

PiN who have Access to Subsidized Bread

5%

Bakery Management

Bakery Owner 36
Staff 7
Local Council 1
Joint Local Council 0
Private Investor 0

Availability

● Always Available ● Often Available ● Fairly Available
● Rarely Available ● Not Available

Bread



Local Flour



Imported Flour



Yeast



Fuel



Humanitarian Aid

Currently Receive Support 27%
Used to Receive Support 0%
Never Received Support 73%

Rehabilitation 0%
Operational Support 24%
Flour 59%
Yeast 18%

Source and Price of Flour

98% Imported Flour
\$/MT 340-360
Price Trader 351.21
Mill 0
Local Council 0
NGO 54.6
AFAD 0
Local Flour 2%
325-350 \$/MT
5.71
0.04
0

MILLS

2

Mills Status

● Closed 0 ● Open 2

Reason for Closure

N/A

N/A



Functionality

● Full 1 ● Partial 1



Ownership

● Public 0
● Private 2

Reasons for Limited Functionality

In ability to sell all produced bread

N/A

N/A



MILLS SOURCE OF WHEAT

Wheat trades

Milling Capacity

Maximum Capacity 1050 MT
Current Capacity 545 MT

Production Functionality 52%

Market Actors Supplied by Mills

Bakeries Supplied 30
Traders Supplied 40



SILOS

0

Silos Status

● Closed 0 ● Open 0

● Full 0 ● Partial 0

● Full 0 ● Partial 0

● Full 0 ● Partial 0

● Full 0 ● Partial 0

● Full 0 ● Partial 0

● Full 0 ● Partial 0

● Full 0 ● Partial 0

● Full 0 ● Partial 0

● Full 0 ● Partial 0

● Full 0 ● Partial 0



SILOS SOURCE OF WHEAT

Needed Support for Silos

Building Rehabilitation 0
Machine Rehabilitation 0
Estimated Cost of Machines and Rehabilitation \$ 0

Silos Capacity

Silos Maximum Storage Capacity 0 MT

Mapping of Wheat-to-Bread Processing Facilities

Aleppo June 2021



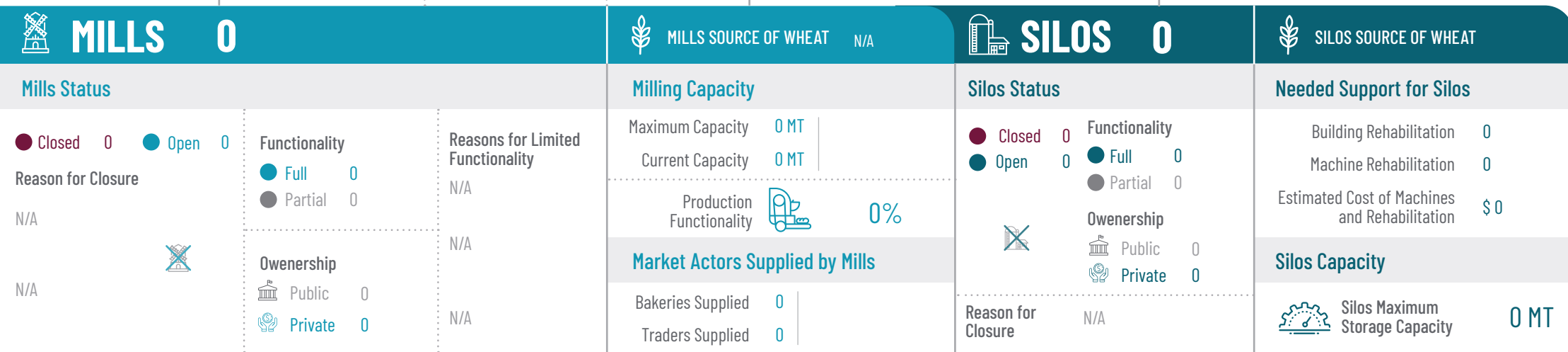
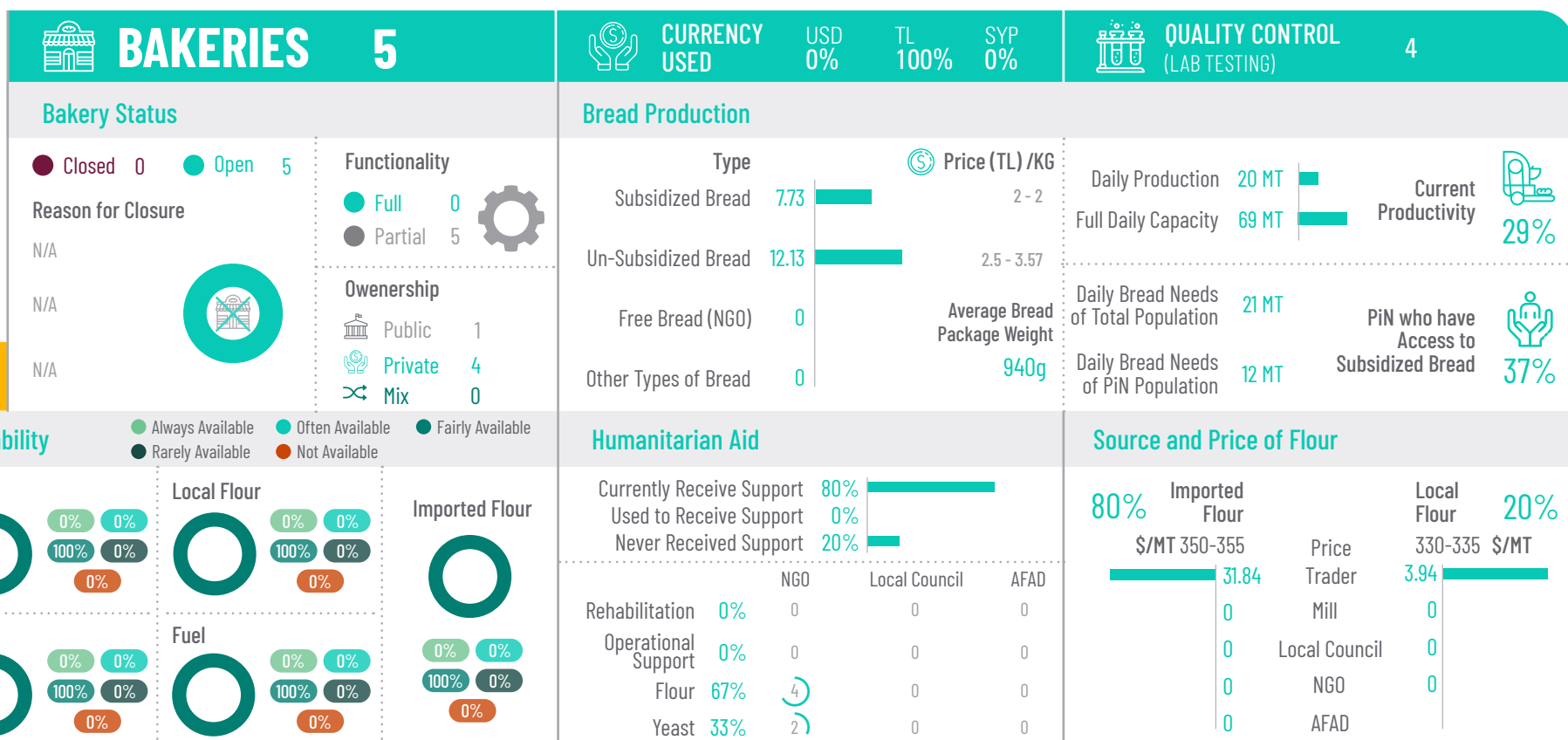
WHOLE OF SYRIA (WoS)
FOOD SECURITY SECTOR
Strengthening Humanitarian Response



DISTRICT: Jebel Saman
SUB-DISTRICT: Daret Azza



TOTAL POPULATION 63576
PIN 37700



Mapping of Wheat-to-Bread Processing Facilities

Idleb June 2021



WHOLE OF SYRIA (WoS)
FOOD SECURITY SECTOR
Strengthening Humanitarian Response



DISTRICT: Jisr-Ash-Shugur
SUB-DISTRICT: Darkosh



TOTAL POPULATION
87315

PIN
37226

BAKERIES 1

Bakery Status

● Closed 0 ● Open 1

Reason for Closure

N/A

N/A

N/A

Functionality

● Full 0
● Partial 1

Ownership

● Public 0
● Private 1
● Mix 0

CURRENCY USED

USD 0%

TL 100%

SYP 0%



QUALITY CONTROL (LAB TESTING)

1

Bread Production

Type

Subsidized Bread 0

Un-Subsidized Bread 0.64

Free Bread (NGO) 0

Other Types of Bread 0

Price (TL) /KG

0 - 0

3.57 - 3.57

Average Bread
Package Weight
700g

Daily Production 1 MT

Full Daily Capacity 10 MT

Current
Productivity
6%

Daily Bread Needs
of Total Population 29 MT

Daily Bread Needs
of PIN Population 12 MT

PiN who have
Access to
Subsidized Bread
0%

Bakery Management

Bakery Owner 1
Staff 0
Local Council 0
Joint Local
Council 0
Private Investor 0

Availability

● Always Available ● Often Available ● Fairly Available
● Rarely Available ● Not Available

Bread



Local Flour



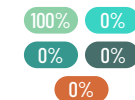
Imported Flour



Yeast



Fuel



Humanitarian Aid

Currently Receive Support 0%
Used to Receive Support 0%
Never Received Support 100%

Rehabilitation

0%

Operational Support 0%

Flour 0%

Yeast 0%

NGO

0

Local Council

0

AFAD

0

Source and Price of Flour

75% Imported
Flour
\$/MT 330-330

Local
Flour 25%
325-325 \$/MT

Price

Trader 0.16

Mill 0

Local Council 0

NGO 0

AFAD 0



MILLS 0

Mills Status

● Closed 0 ● Open 0

Reason for Closure

N/A

N/A

Functionality

● Full 0
● Partial 0

Reasons for Limited Functionality

N/A

N/A

N/A

Ownership

● Public 0
● Private 0



MILLS SOURCE OF WHEAT N/A

Milling Capacity

Maximum Capacity 0 MT

Current Capacity 0 MT

Production
Functionality 0%

Market Actors Supplied by Mills

Bakeries Supplied 0

Traders Supplied 0



SILOS 0

Silos Status

● Closed 0

● Open 0

Functionality

● Full 0
● Partial 0

Ownership

● Public 0
● Private 0

Reason for
Closure

N/A



SILOS SOURCE OF WHEAT

Needed Support for Silos

Building Rehabilitation 0

Machine Rehabilitation 0

Estimated Cost of Machines
and Rehabilitation \$ 0

Silos Capacity

Silos Maximum
Storage Capacity 0 MT

Mapping of Wheat-to-Bread Processing Facilities

Idleb June 2021



WHOLE OF SYRIA (WoS)
FOOD SECURITY SECTOR
Strengthening Humanitarian Response



DISTRICT: Ariha
SUB-DISTRICT: Ehsem



TOTAL POPULATION 24126
PIN 2437



BAKERIES

2

Bakery Status

● Closed 0 ● Open 2

Reason for Closure

N/A

N/A

N/A



Functionality

● Full 0 ● Partial 2

Ownership

Public 1

Private 1

Mix 0



CURRENCY USED

USD 0%

TL 100%

SYP 0%



QUALITY CONTROL (LAB TESTING)

2

Bread Production

Type

Subsidized Bread 0.96

Un-Subsidized Bread 4.53

Free Bread (NGO) 0

Other Types of Bread 0



Price (TL) /KG

1.25 - 1.25

3.13 - 3.57

Average Bread Package Weight 750g

Daily Production 5 MT

Full Daily Capacity 25 MT

Daily Bread Needs of Total Population 8 MT

Daily Bread Needs of PIN Population 1 MT

Current Productivity 22%

PiN who have Access to Subsidized Bread 12%

Bakery Management

Availability

● Always Available ● Often Available ● Fairly Available
● Rarely Available ● Not Available

Bread



Local Flour



Imported Flour



Yeast



Fuel



Humanitarian Aid

Currently Receive Support 50%
Used to Receive Support 0%
Never Received Support 50%

Rehabilitation

0%

Operational Support 0%

Flour 100%

Yeast 0%

NGO

Local Council

AFAD

0

0

0

0

0

0

0

0

0

0

0

0

0

0

0

0

Source and Price of Flour

100% Imported Flour
\$/MT 345-360

Local Flour 0%
335-345 \$/MT

Price

Trader

0

0

0

0

0

0

0

0

0

0

0

0

0

0

0

0

0



MILLS

0

Mills Status

● Closed 0 ● Open 0

Reason for Closure

N/A

N/A



Functionality

● Full 0 ● Partial 0

Ownership

Public 0

Private 0

Reasons for Limited Functionality

N/A

N/A

N/A



MILLS SOURCE OF WHEAT N/A

Milling Capacity

Maximum Capacity 0 MT

Current Capacity 0 MT

Production Functionality 0%

Market Actors Supplied by Mills

Bakeries Supplied 0

Traders Supplied 0



SILOS

0

Silos Status

● Closed 0 ● Open 0

● Full 0 ● Partial 0



Ownership

Public 0

Private 0

Reason for Closure

N/A



SILOS SOURCE OF WHEAT

Needed Support for Silos

Building Rehabilitation 0

Machine Rehabilitation 0

Estimated Cost of Machines and Rehabilitation \$0

Silos Capacity

Silos Maximum Storage Capacity 0 MT

Mapping of Wheat-to-Bread Processing Facilities

Aleppo June 2021



WHOLE OF SYRIA (WoS)
FOOD SECURITY SECTOR
Strengthening Humanitarian Response



DISTRICT: Jarablus
SUB-DISTRICT: Ghadorah



TOTAL POPULATION 34232
PIN 11297

BAKERIES 8	CURRENCY USED USD 0% TL 100% SYP 0%	QUALITY CONTROL (LAB TESTING) 1
------------	--	---------------------------------

Bakery Status Closed 1 Open 7 Reason for Closure Lack of access to support N/A N/A Functionality Full 0 Partial 7 Ownership Public 0 Private 8 Mix 0	Bread Production Type Subsidized Bread 14 Un-Subsidized Bread 1.04 Free Bread (NGO) 0 Other Types of Bread 1.71 Price (TL) /KG 1.26 - 1.3 2.01 - 2.14 Average Bread Package Weight 703g	Daily Production 17 MT Full Daily Capacity 53 MT Current Productivity 32% Daily Bread Needs of Total Population 11 MT Daily Bread Needs of PIN Population 4 MT PiN who have Access to Subsidized Bread 100%
---	---	--

Bakery Management Bakery Owner 6 Staff 0 Local Council 0 Joint Local Council 0 Private Investor 1	Availability Always Available Often Available Fairly Available Rarely Available Not Available Bread Local Flour Yeast Fuel Imported Flour	Humanitarian Aid Currently Receive Support 100% Used to Receive Support 0% Never Received Support 0% NGO Local Council AFAD Rehabilitation 0% 0 0 Operational Support 0% 0 0 Flour 100% 0 1 6 Yeast 0% 0 0 0	Source and Price of Flour 72% Imported Flour \$/MT 320-360 Price Trader 1.15 Mill 0.69 Local Council 2.8 NGO 0 AFAD 0 28% Local Flour 200-330 \$/MT
---	--	---	---

MILLS 3	MILLS SOURCE OF WHEAT Wheat trades Directly from the farmers	SILOS 1	SILOS SOURCE OF WHEAT
---------	---	---------	-----------------------

Mills Status Closed 1 Open 2 Reason for Closure In needs for machine and building rehabilitation N/A Functionality Full 0 Partial 2 Reasons for Limited Functionality Shortage wheat High operational costs (raw material, electricity, workers, etc) shortages in fuel / electricity Ownership Public 1 Private 2	Milling Capacity Maximum Capacity 280 MT Current Capacity 40 MT Production Functionality 14% Market Actors Supplied by Mills Bakeries Supplied 7 Traders Supplied 4	Silos Status Closed 1 Open 0 Functionality Full 0 Partial 0 Ownership Public 1 Private 0 Reason for Closure Security Challenges	Needed Support for Silos Building Rehabilitation 0 Machine Rehabilitation 0 Estimated Cost of Machines and Rehabilitation \$ 0 Silos Capacity Silos Maximum Storage Capacity 0 MT
---	---	--	--

Mapping of Wheat-to-Bread Processing Facilities

Idleb June 2021



WHOLE OF SYRIA (WoS)
FOOD SECURITY SECTOR
Strengthening Humanitarian Response



DISTRICT: Harim
SUB-DISTRICT: Harim



TOTAL POPULATION 66084
PIN 30243

BAKERIES 3				CURRENCY USED			USD 0%	TL 100%	SYP 0%	QUALITY CONTROL (LAB TESTING) 3		
Bakery Status				Bread Production								
● Closed 0 ● Open 3		Functionality		Type		Price (TL) /KG		Daily Production 24 MT		Current Productivity 75%		
Reason for Closure		● Full 0 ● Partial 3		Subsidized Bread 0		0 - 0		Full Daily Capacity 32 MT				
N/A				Un-Subsidized Bread 24		3.57 - 3.57						
N/A		Ownership		Free Bread (NGO) 0		Average Bread Package Weight 700g		Daily Bread Needs of Total Population 22 MT		PiN who have Access to Subsidized Bread 0%		
N/A		Public 0 Private 3 Mix 0		Other Types of Bread 0				Daily Bread Needs of PiN Population 10 MT				
Availability				Humanitarian Aid				Source and Price of Flour				
● Always Available ● Often Available ● Fairly Available ● Rarely Available ● Not Available		Local Flour		Imported Flour		Currently Receive Support 0%		100% Imported Flour		Local Flour 0%		
33% 33% 33% 1%		33% 0% 33% 1%		33% 0% 67% 0%		Used to Receive Support 0%		\$/MT 350-355		340-350 \$/MT		
33% 0% 67% 0%		33% 0% 67% 0%		33% 0% 67% 0%		Never Received Support 100%		Price Trader 0		0		
33% 0% 67% 0%		33% 0% 67% 0%		33% 0% 67% 0%				0 Mill 0		0		
33% 0% 67% 0%		33% 0% 67% 0%		33% 0% 67% 0%				0 Local Council 0		0		
33% 0% 67% 0%		33% 0% 67% 0%		33% 0% 67% 0%				0 NGO 0		0		
33% 0% 67% 0%		33% 0% 67% 0%		33% 0% 67% 0%				0 AFAD 0		0		
MILLS SOURCE OF WHEAT N/A				SILOS 0				SILOS SOURCE OF WHEAT				
Functionality		Reasons for Limited Functionality		Milling Capacity		Silos Status		Needed Support for Silos				
Full 0 Partial 0		N/A		Maximum Capacity 0 MT		● Closed 0 ● Open 0		Building Rehabilitation 0				
Ownership		N/A		Current Capacity 0 MT		● Full 0 ● Partial 0		Machine Rehabilitation 0				
Public 0 Private 0		N/A		Production Functionality 0%		● Ownership		Estimated Cost of Machines and Rehabilitation \$ 0				
Public 0 Private 0		N/A		Market Actors Supplied by Mills		Public 0 Private 0		Silos Capacity				
Public 0 Private 0		N/A		Bakeries Supplied 0 Traders Supplied 0		Reason for Closure N/A		Silos Maximum Storage Capacity 0 MT				

Mapping of Wheat-to-Bread Processing Facilities

Idleb June 2021



WHOLE OF SYRIA (WoS)
FOOD SECURITY SECTOR
Strengthening Humanitarian Response



DISTRICT: Idleb
SUB-DISTRICT: Idleb



TOTAL POPULATION
291445

PIN
153209

BAKERIES 7

Bakery Status

Closed 0 Open 7

Reason for Closure

N/A

N/A

N/A

Functionality

Full 1 Partial 6

Ownership

Public 0 Private 7 Mix 0

CURRENCY USED

USD 0%

TL 100%

SYP 0%

QUALITY CONTROL

(LAB TESTING)

7

Bread Production

Type

Subsidized Bread 0
Un-Subsidized Bread 30.63
Free Bread (NGO) 8.73
Other Types of Bread 0

Price (TL) /KG

0 - 0
3.57 - 3.57
Average Bread Package Weight 700g

Daily Production

39 MT

Full Daily Capacity

58 MT

Current Productivity

68%

Daily Bread Needs of Total Population

96 MT

Daily Bread Needs of PIN Population

51 MT

PiN who have Access to Subsidized Bread

0%

Bakery Management

Bakery Owner 7
Staff 0
Local Council 0
Joint Local Council 0
Private Investor 0

Availability

Always Available Often Available Fairly Available
Rarely Available Not Available

Bread



Local Flour



Imported Flour



Yeast



Fuel



Humanitarian Aid

Currently Receive Support 29%
Used to Receive Support 0%
Never Received Support 71%

Rehabilitation 0%
Operational Support 0%
Flour 100%
Yeast 0%

Source and Price of Flour

91% Imported Flour

\$/MT 340-360
Price Trader 33.71
Mill 0
Local Council 0
NGO 0
AFAD 0

Local Flour 9%

330-360 \$/MT
3.43

MILLS 0

Mills Status

Closed 0 Open 0

Reason for Closure

N/A

N/A

Functionality

Full 0 Partial 0

Ownership

Public 0 Private 0

Reasons for Limited Functionality

N/A

N/A

N/A

MILLS SOURCE OF WHEAT N/A

Milling Capacity

Maximum Capacity 0 MT
Current Capacity 0 MT

Production Functionality 0%

Market Actors Supplied by Mills

Bakeries Supplied 0
Traders Supplied 0

SILOS 0

Silos Status

Closed 0 Open 0

Reason for Closure

N/A

Functionality

Full 0 Partial 0

Ownership

Public 0 Private 0

SILOS SOURCE OF WHEAT

Needed Support for Silos

Building Rehabilitation 0
Machine Rehabilitation 0
Estimated Cost of Machines and Rehabilitation \$ 0

Silos Capacity

Silos Maximum Storage Capacity 0 MT

Mapping of Wheat-to-Bread Processing Facilities

Aleppo June 2021



WHOLE OF SYRIA (WoS)
FOOD SECURITY SECTOR
Strengthening Humanitarian Response



DISTRICT: Afrin
SUB-DISTRICT: Jandairis



TOTAL POPULATION
97369
PIN
10983

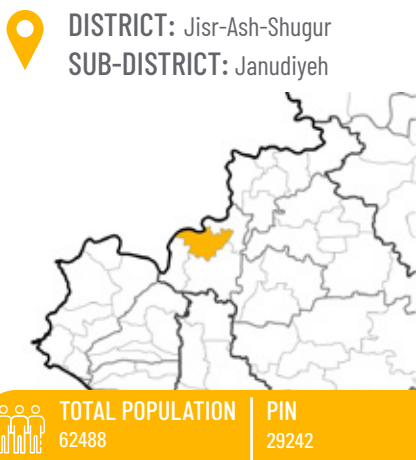
BAKERIES 12				CURRENCY USED			QUALITY CONTROL (LAB TESTING)		
Bakery Status Closed 3 Open 9 Reason for Closure High operational cost Maintenance needs N/A Functionality Full 1 Partial 8 Ownership Public 0 Private 12 Mix 0				Bread Production Type Price (TL) /KG Subsidized Bread 0 0 - 0 Un-Subsidized Bread 25.39 3.57 - 3.57 Free Bread (NGO) 4.29 Other Types of Bread 0 Average Bread Package Weight 700g			Daily Production 30 MT Full Daily Capacity 69 MT Current Productivity 43% Daily Bread Needs of Total Population 32 MT Daily Bread Needs of PIN Population 4 MT PiN who have Access to Subsidized Bread 0%		
Bakery Management Bakery Owner 7 Staff 1 Local Council 0 Joint Local Council 0 Private Investor 0 Availability Bread Local Flour Yeast Fuel Imported Flour				Humanitarian Aid Currently Receive Support 22% Used to Receive Support 0% Never Received Support 78% NGO Local Council AFAD Rehabilitation 0% 0 0 0 Operational Support 33% 2 0 0 Flour 33% 2 0 0 Yeast 33% 2 0 0			Source and Price of Flour 100% Imported Flour \$/MT 320-365 Price Trader 0 Mill 0 Local Council 0 NGO 2.14 AFAD 0 Local Flour 0% 325-340 \$/MT		
MILLS 0				MILLS SOURCE OF WHEAT N/A			SILOS 0		
Mills Status Closed 0 Open 0 Reason for Closure N/A Functionality Full 0 Partial 0 Ownership Public 0 Private 0 Reasons for Limited Functionality N/A				Milling Capacity Maximum Capacity 0 MT Current Capacity 0 MT Production Functionality 0% Market Actors Supplied by Mills Bakeries Supplied 0 Traders Supplied 0			Silos Status Closed 0 Open 0 Functionality Full 0 Partial 0 Ownership Public 0 Private 0 Reason for Closure N/A		
							Needed Support for Silos Building Rehabilitation 0 Machine Rehabilitation 0 Estimated Cost of Machines and Rehabilitation \$ 0 Silos Capacity Silos Maximum Storage Capacity 0 MT		

Mapping of Wheat-to-Bread Processing Facilities

Idleb June 2021



WHOLE OF SYRIA (WoS)
FOOD SECURITY SECTOR
Strengthening Humanitarian Response



BAKERIES 2		CURRENCY USED	USD 0%	TL 100%	SYP 0%	QUALITY CONTROL (LAB TESTING) 1
Bakery Status		Bread Production				
<div><div>Closed 1</div><div>Open 1</div></div> <div>Reason for Closure</div> <div>In ability to compete with supported bakeries</div> <div>N/A</div> <div>N/A</div> <div>Functionality</div> <div><div>Full 1</div><div>Partial 0</div></div> <div>Ownership</div> <div><div>Public 0</div><div>Private 2</div><div>Mix 0</div></div>		<div>Type</div> <div>Subsidized Bread 0</div> <div>Un-Subsidized Bread 6.86</div> <div>Free Bread (NGO) 0</div> <div>Other Types of Bread 0</div> <div>Price (TL) /KG</div> <div>0 - 0</div> <div>3.57 - 3.57</div> <div>Average Bread Package Weight</div> <div>700g</div>			<div>Daily Production 7 MT</div> <div>Full Daily Capacity 8 MT</div> <div>Current Productivity 86%</div> <div>Daily Bread Needs of Total Population 21 MT</div> <div>Daily Bread Needs of PiN Population 10 MT</div> <div>PiN who have Access to Subsidized Bread 0%</div>	
Availability		Humanitarian Aid			Source and Price of Flour	
<div><div>Always Available</div><div>Often Available</div><div>Fairly Available</div><div>Rarely Available</div><div>Not Available</div></div> <div>Local Flour</div> <div>0% 0%</div> <div>100% 0%</div> <div>0%</div> <div>Imported Flour</div> <div>0% 0%</div> <div>100% 0%</div> <div>0%</div> <div>Fuel</div> <div>0% 0%</div> <div>0% 100%</div> <div>0%</div> <div>0% 0%</div> <div>100% 0%</div> <div>0%</div>		<div>Currently Receive Support 100%</div> <div>Used to Receive Support 0%</div> <div>Never Received Support 0%</div> <div>NGO Local Council AFAD</div> <div>Rehabilitation 0% 0 0</div> <div>Operational Support 0% 0 0</div> <div>Flour 50% 1 0</div> <div>Yeast 50% 1 0</div>			<div>100% Imported Flour</div> <div>\$/MT 350-350</div> <div>Price</div> <div>0 0 0</div> <div>Trader Mill Local Council</div> <div>3.43 0</div> <div>NGO AFAD</div> <div>Local Flour 0%</div> <div>345-345 \$/MT</div>	



MILLS 0

Mills Status

Closed 0 Open 0

Reason for Closure

N/A

N/A



Functionality

Full 0
Partial 0

Ownership

Public 0
Private 0

Reasons for Limited Functionality

N/A

N/A

N/A



MILLS SOURCE OF WHEAT N/A

Milling Capacity

Maximum Capacity 0 MT

Current Capacity 0 MT

Production Functionality 0%

Market Actors Supplied by Mills

Bakeries Supplied 0

Traders Supplied 0



SILOS 0

Silos Status

Closed 0
Open 0

Functionality

Full 0
Partial 0

Ownership

Public 0
Private 0

Reason for Closure

N/A



SILOS SOURCE OF WHEAT

Needed Support for Silos

Building Rehabilitation 0

Machine Rehabilitation 0

Estimated Cost of Machines and Rehabilitation \$ 0

Silos Capacity

Silos Maximum Storage Capacity 0 MT

Mapping of Wheat-to-Bread Processing Facilities

Aleppo June 2021



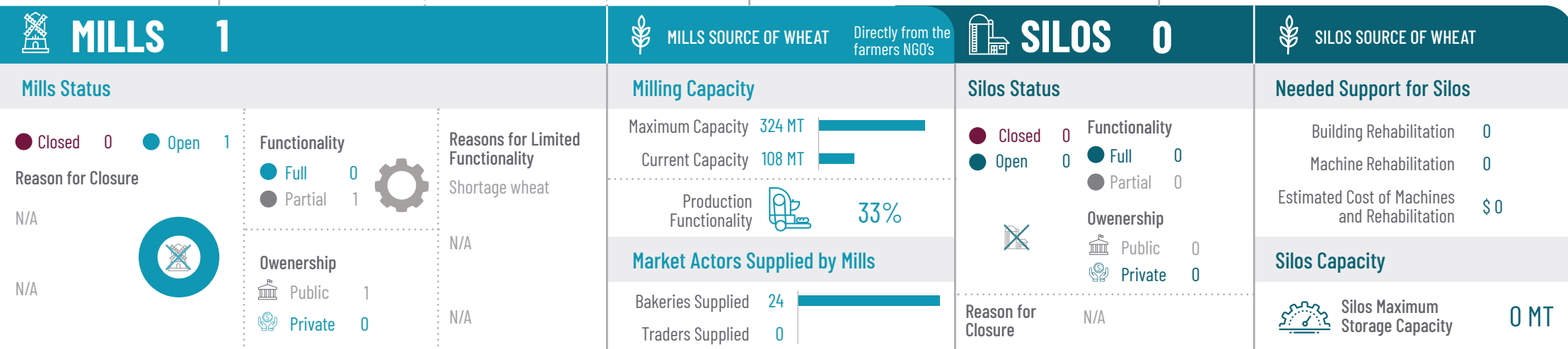
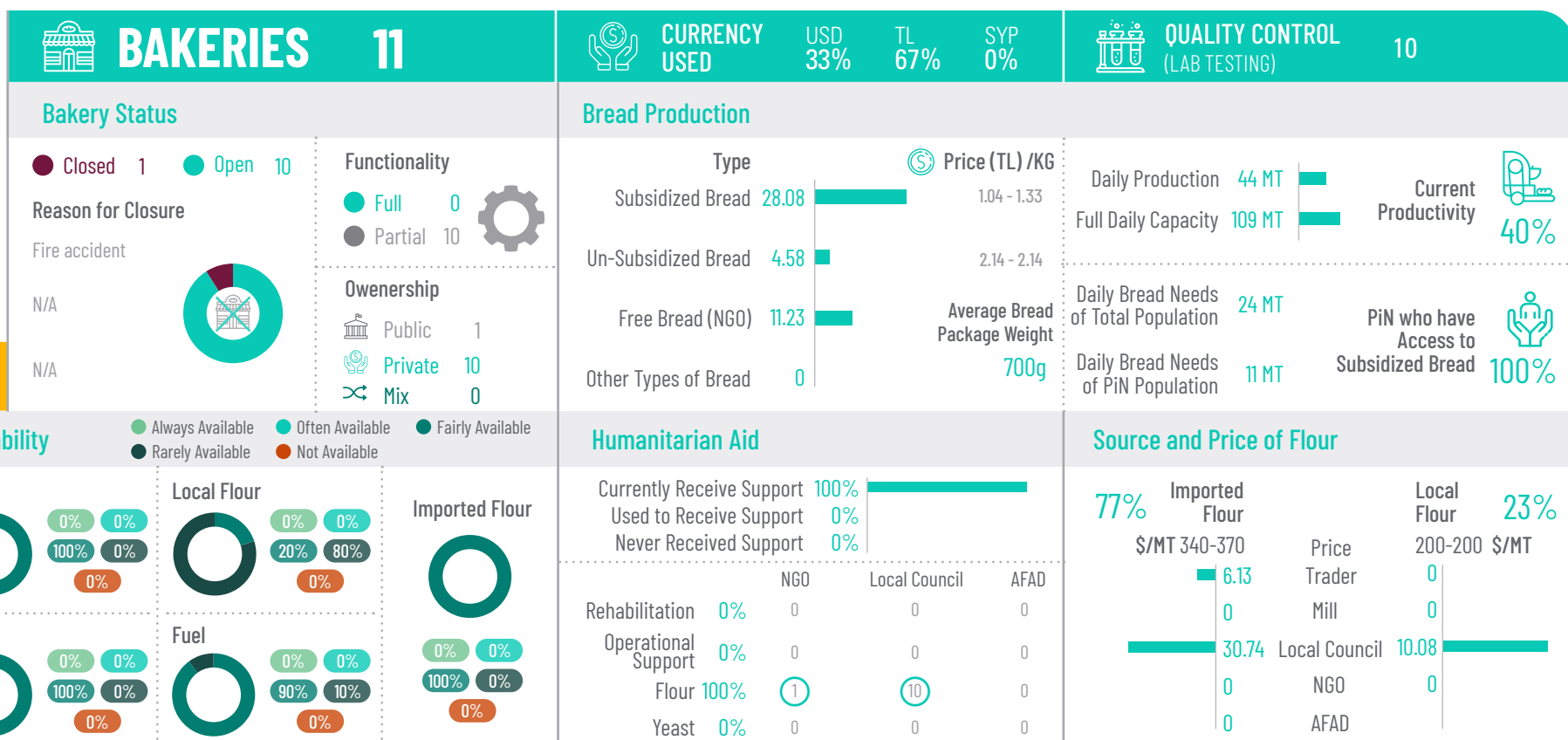
WHOLE OF SYRIA (WoS)
FOOD SECURITY SECTOR
Strengthening Humanitarian Response



DISTRICT: Jarablus
SUB-DISTRICT: Jarablus



TOTAL POPULATION 72445
PIN 34022



Mapping of Wheat-to-Bread Processing Facilities

Idleb June 2021



WHOLE OF SYRIA (WoS)
FOOD SECURITY SECTOR
Strengthening Humanitarian Response



DISTRICT: Jisr-Ash-Shugur
SUB-DISTRICT: Jisr-Ash-Shugur



TOTAL POPULATION 97817
PIN 20657



BAKERIES

6

Bakery Status

● Closed 0 ● Open 6

Reason for Closure

N/A

N/A

N/A

Functionality

● Full 0
● Partial 6

Ownership

Public 1
Private 5
Mix 0



CURRENCY USED

USD 0%

TL 100%

SYP 0%



QUALITY CONTROL (LAB TESTING)

6

Bread Production

Type

Subsidized Bread 13.14

Un-Subsidized Bread 15

Free Bread (NGO) 0

Other Types of Bread 0

Price (TL) /KG

2.2 - 2.9

3.57 - 3.57

Average Bread Package Weight 900g

Daily Production 28 MT

Full Daily Capacity 64 MT

Daily Bread Needs of Total Population 32 MT

Daily Bread Needs of PIN Population 7 MT

Current Productivity 44%

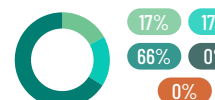
PiN who have Access to Subsidized Bread 41%

Bakery Management

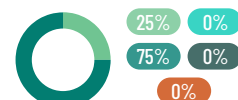
Availability

● Always Available ● Often Available ● Fairly Available
● Rarely Available ● Not Available

Bread



Local Flour



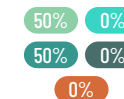
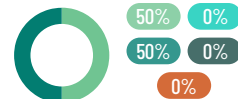
Imported Flour



Yeast



Fuel



Humanitarian Aid

Currently Receive Support 67%
Used to Receive Support 0%
Never Received Support 33%

Rehabilitation 0%
Operational Support 0%
Flour 50%
Yeast 50%

Source and Price of Flour

85% Imported Flour \$/MT 345-360
Price Trader 2.39
Price Mill 1.79
Price Local Council 0
Price NGO 0
Price AFAD 0
15% Local Flour 333-345 \$/MT



MILLS

0



MILLS SOURCE OF WHEAT N/A



SILOS

0



SILOS SOURCE OF WHEAT

Mills Status

● Closed 0 ● Open 0

Reason for Closure

N/A

N/A

Functionality

● Full 0
● Partial 0

Reasons for Limited Functionality

N/A

N/A

N/A

Ownership

Public 0
Private 0



MILLS SOURCE OF WHEAT N/A

Milling Capacity

Maximum Capacity 0 MT

Current Capacity 0 MT

Production Functionality 0%

Market Actors Supplied by Mills

Bakeries Supplied 0

Traders Supplied 0



SILOS

0

Silos Status

● Closed 0 ● Open 0

● Full 0
● Partial 0

Ownership

Public 0
Private 0

Reason for Closure N/A



SILOS SOURCE OF WHEAT

Needed Support for Silos

Building Rehabilitation 0

Machine Rehabilitation 0

Estimated Cost of Machines and Rehabilitation \$ 0

Silos Capacity

Silos Maximum Storage Capacity 0 MT

Mapping of Wheat-to-Bread Processing Facilities

Idleb June 2021



WHOLE OF SYRIA (WoS)
FOOD SECURITY SECTOR
Strengthening Humanitarian Response



DISTRICT: Harim
SUB-DISTRICT: Kafr Takharim



TOTAL POPULATION 35264
PIN 22922

BAKERIES4				CURRENCY USED USD 0% TL 100% SYP 0%			QUALITY CONTROL (LAB TESTING)1				
Bakery Status				Bread Production							
Closed 0 Open 4		Functionality Full 0 Partial 4		Type		Price (TL) /KG		Daily Production 19 MT		Current Productivity 42%	
Reason for Closure				Subsidized Bread 15.71		2.2 - 3.33		Full Daily Capacity 44 MT			
N/A				Un-Subsidized Bread 2.86		3.57 - 3.57		Daily Bread Needs of Total Population 12 MT		PiN who have Access to Subsidized Bread 100%	
N/A		Ownership		Free Bread (NGO) 0		Average Bread Package Weight 800g		Daily Bread Needs of PiN Population 8 MT			
N/A		Public 3 Private 1 Mix 0		Other Types of Bread 0							
Availability				Humanitarian Aid				Source and Price of Flour			
Always Available Often Available Fairly Available Rarely Available Not Available		Local Flour		Imported Flour		Currently Receive Support 25% Used to Receive Support 0% Never Received Support 75%		78% Imported Flour \$/MT 340-350		Local Flour 22% 325-345 \$/MT	
						NGO Local Council AFAD		Price Trader 17.71 Mill 0		0.43	
		Fuel				Rehabilitation 0% 0 0 0		5.71 Local Council 3.57			
						Operational Support 0% 0 0 0		0 NGO 0			
						Flour 50% 1 0 0		0 AFAD			
						Yeast 50% 1 0 0					
MILLS SOURCE OF WHEAT N/A				SILOS 0				SILOS SOURCE OF WHEAT			
Milling Capacity				Silos Status				Needed Support for Silos			
Maximum Capacity 0 MT		Current Capacity 0 MT		Closed 0 Open 0		Functionality Full 0 Partial 0		Building Rehabilitation 0		Machine Rehabilitation 0	
Production Functionality 0%				Ownership Public 0 Private 0				Estimated Cost of Machines and Rehabilitation \$ 0			
Market Actors Supplied by Mills				Reason for Closure N/A				Silos Capacity			
Bakeries Supplied 0		Traders Supplied 0						Silos Maximum Storage Capacity 0 MT			

Mapping of Wheat-to-Bread Processing Facilities

Idleb June 2021



WHOLE OF SYRIA (WoS)
FOOD SECURITY SECTOR
Strengthening Humanitarian Response



DISTRICT: Idleb
SUB-DISTRICT: Maaret Tamsrin



TOTAL POPULATION
286899
PIN
265714



BAKERIES

8

Bakery Status

● Closed 0 ● Open 8

Reason for Closure

N/A

N/A

N/A



Functionality

● Full 0 ● Partial 8



Ownership

● Public 5

● Private 3

● Mix 0



CURRENCY USED

USD 0%

TL 100%

SYP 0%



QUALITY CONTROL
(LAB TESTING)

5

Bread Production

Type

Subsidized Bread 39.27

Price (TL) /KG 2.2 - 2.2

Un-Subsidized Bread 11.16

2.5 - 3.57

Free Bread (NGO) 0

Average Bread Package Weight 925g

Other Types of Bread 0

Daily Production 50 MT

Full Daily Capacity 113 MT

Current Productivity 45%



Daily Bread Needs of Total Population 95 MT

Daily Bread Needs of PIN Population 88 MT

Pin who have Access to Subsidized Bread 41%



Bakery Management

Availability

● Always Available ● Often Available ● Fairly Available
● Rarely Available ● Not Available

Bread



Local Flour



Imported Flour



Yeast



Fuel



Humanitarian Aid

Currently Receive Support 75%
Used to Receive Support 0%
Never Received Support 25%

Rehabilitation 0%
Operational Support 0%
Flour 50%
Yeast 50%

Source and Price of Flour

91% Imported Flour
\$/MT 330-360

Local Flour 9%
310-350 \$/MT

Price Trader 0
Mill 2.91
Local Council 1.71
NGO 0
AFAD 0

Price Trader 0
Mill 2.91
Local Council 1.71
NGO 0
AFAD 0



MILLS

0

Mills Status

● Closed 0 ● Open 0

Reason for Closure

N/A

N/A



Functionality

● Full 0 ● Partial 0

Reasons for Limited Functionality

N/A

N/A

N/A

Ownership

● Public 0

● Private 0



MILLS SOURCE OF WHEAT N/A

Milling Capacity

Maximum Capacity 0 MT

Current Capacity 0 MT

Production Functionality 0%

Market Actors Supplied by Mills

Bakeries Supplied 0

Traders Supplied 0



SILOS

0

Silos Status

● Closed 0 ● Open 0

● Full 0 ● Partial 0



Ownership

● Public 0

● Private 0

Reason for Closure N/A



SILOS SOURCE OF WHEAT

Needed Support for Silos

Building Rehabilitation 0

Machine Rehabilitation 0

Estimated Cost of Machines and Rehabilitation \$ 0

Silos Capacity

Silos Maximum Storage Capacity 0 MT

Mapping of Wheat-to-Bread Processing Facilities

Aleppo June 2021



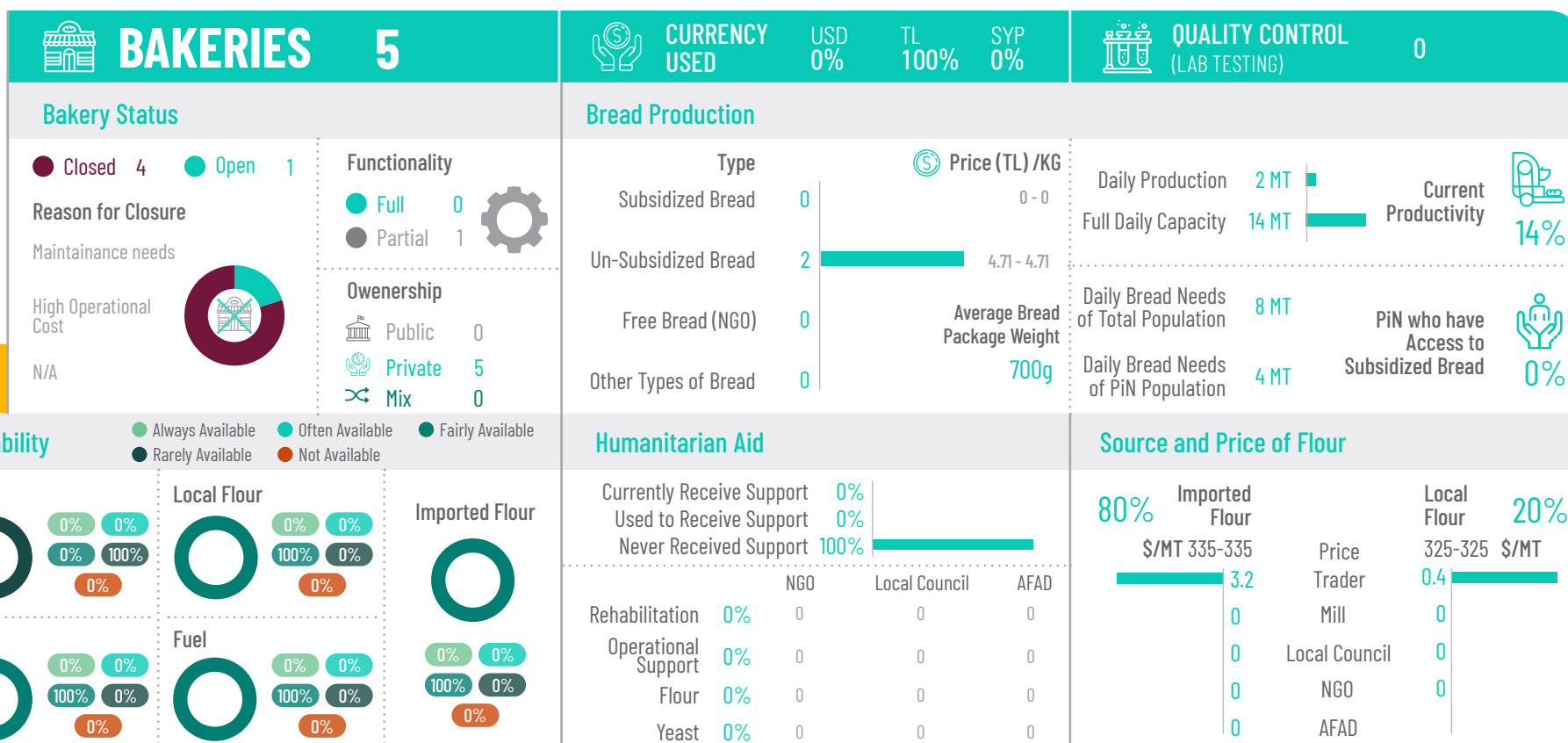
WHOLE OF SYRIA (WoS)
FOOD SECURITY SECTOR
Strengthening Humanitarian Response



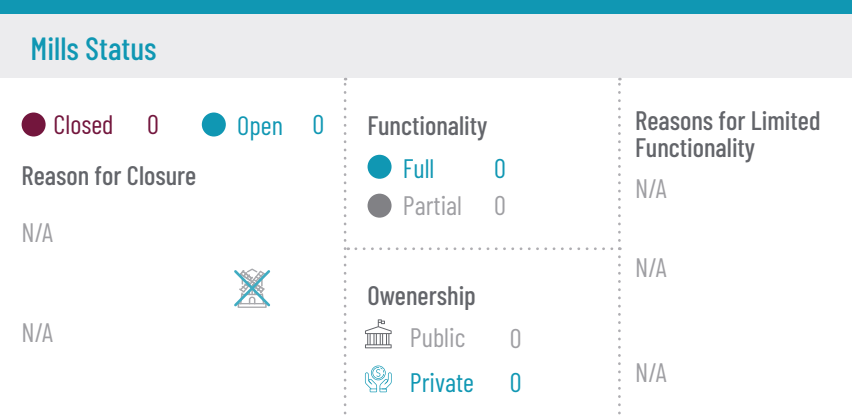
DISTRICT: Afrin
SUB-DISTRICT: Ma'btali



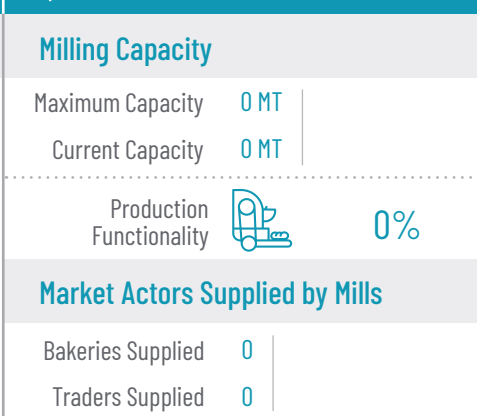
TOTAL POPULATION 23150
PIN 13430



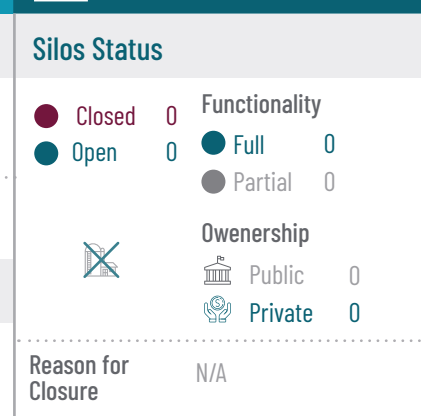
MILLS 0



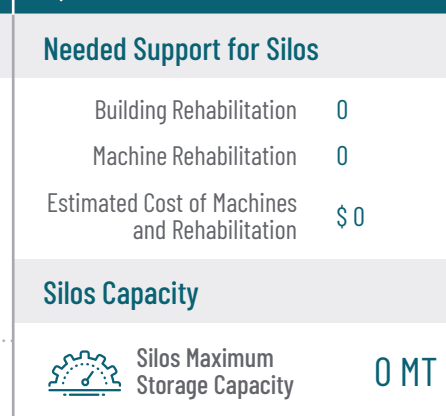
MILLS SOURCE OF WHEAT N/A



SILOS 0



SILOS SOURCE OF WHEAT



Mapping of Wheat-to-Bread Processing Facilities

Aleppo June 2021



WHOLE OF SYRIA (WoS)
FOOD SECURITY SECTOR
Strengthening Humanitarian Response



DISTRICT: A'zaz
SUB-DISTRICT: Mare'



TOTAL POPULATION 72446
PIN 12110



BAKERIES

7

Bakery Status

Closed 3 Open 4

Reason for Closure

Lack of access to support

Theft accident

N/A



Functionality

Full 0 Partial 4



Ownership

Public 1 Private 6 Mix 0



CURRENCY USED

USD 0%

TL 100%

SYP 0%



QUALITY CONTROL (LAB TESTING)

0

Bread Production

Type

Subsidized Bread 12.54 Price (TL) /KG 1.43 - 1.43
Un-Subsidized Bread 3.13 1.43 - 2.86
Free Bread (NGO) 0
Other Types of Bread 0



Price (TL) /KG

Average Bread Package Weight 700g

Daily Production 16 MT

Full Daily Capacity 48 MT

Current Productivity

33%

Daily Bread Needs of Total Population 24 MT

Daily Bread Needs of PIN Population 4 MT

PiN who have Access to Subsidized Bread

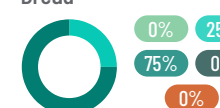
52%

Bakery Management

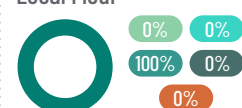
Availability

Always Available Often Available Fairly Available
Rarely Available Not Available

Bread



Local Flour



Imported Flour



Yeast



Fuel



Humanitarian Aid

Currently Receive Support 100%
Used to Receive Support 0%
Never Received Support 0%

Rehabilitation 0%
Operational Support 0%
Flour 100%
Yeast 0%

Source and Price of Flour

96% Imported Flour \$/MT 330-330
Price Trader 0.04
Mill 0
Local Council 0.64
NGO 0
AFAD 0
Local Flour 4% 200-200 \$/MT

MILLS

1

Mills Status

Closed 1 Open 0

Reason for Closure

Lack of access to support

low availability of local wheat



Functionality

Full 0 Partial 0

Ownership

Public 1 Private 0

Reasons for Limited Functionality

N/A

N/A

N/A



MILLS SOURCE OF WHEAT

N/A

Milling Capacity

Maximum Capacity 0 MT
Current Capacity 0 MT

Production Functionality 0%

Market Actors Supplied by Mills

Bakeries Supplied 0
Traders Supplied 0



SILOS

1

Silos Status

Closed 1 Open 0

Full 0 Partial 0

Ownership

Public 1 Private 0

Reason for Closure Low availability of local wheat



SILOS SOURCE OF WHEAT

Needed Support for Silos

Building Rehabilitation 0
Machine Rehabilitation 0
Estimated Cost of Machines and Rehabilitation \$ 0

Silos Capacity

Silos Maximum Storage Capacity 0 MT

Mapping of Wheat-to-Bread Processing Facilities

Idleb June 2021



WHOLE OF SYRIA (WoS)
FOOD SECURITY SECTOR
Strengthening Humanitarian Response



DISTRICT: Ariha
SUB-DISTRICT: Mhambal



TOTAL POPULATION
44892
PIN
9095



BAKERIES

4

Bakery Status

● Closed 1 ● Open 3

Reason for Closure

Lack of access to support

Security accident

N/A



Functionality

● Full 2 ● Partial 1



Ownership

Public 1
Private 3
Mix 0



CURRENCY USED

USD 0%

TL 100%

SYP 0%



QUALITY CONTROL (LAB TESTING)

3

Bread Production

Type	Price (TL) /KG
Subsidized Bread	3.86
Un-Subsidized Bread	11.86
Free Bread (NGO)	0
Other Types of Bread	0

Price (TL) /KG

2 - 2.11

2.5 - 3.57

Average Bread Package Weight
867g

Daily Production 16 MT

Full Daily Capacity 22 MT

Current Productivity

71%

Daily Bread Needs of Total Population 15 MT

Daily Bread Needs of PIN Population 3 MT

PiN who have Access to Subsidized Bread

26%

Bakery Management

Bakery Owner 2
Staff 0
Local Council 0
Joint Local Council 0
Private Investor 0

Availability

● Always Available ● Often Available ● Fairly Available
● Rarely Available ● Not Available

Bread



Local Flour



Imported Flour



Yeast



Fuel



Humanitarian Aid

Currently Receive Support	67%
Used to Receive Support	0%
Never Received Support	33%
	NGO Local Council AFAD
Rehabilitation	0% 0 0
Operational Support	0% 0 0
Flour	50% 2 0
Yeast	50% 2 0

Source and Price of Flour

Source	Price \$/MT
100% Imported Flour	\$/MT 350-350
Local Flour	330-330 \$/MT
Trader	0
Mill	0
Local Council	0
NGO	0
AFAD	0



MILLS

1

Mills Status

● Closed 0 ● Open 1

Reason for Closure

N/A

N/A



Functionality

● Full 0 ● Partial 1



Reasons for Limited Functionality

shortages in fuel / electricity

Machines are not functional

High operational costs (raw material, electricity, workers, etc)

Ownership

Public 0
Private 1



MILLS SOURCE OF WHEAT

Wheat trades

Milling Capacity

Maximum Capacity 150 MT

Current Capacity 15 MT

Production Functionality 10%

Market Actors Supplied by Mills

Bakeries Supplied 6

Traders Supplied 8



SILOS

0



SILOS SOURCE OF WHEAT

Silos Status

● Closed 0 ● Open 0

● Full 0 ● Partial 0

Ownership

Public 0
Private 0

Reason for Closure

N/A

Needed Support for Silos

Building Rehabilitation 0

Machine Rehabilitation 0

Estimated Cost of Machines and Rehabilitation \$ 0

Silos Capacity

Silos Maximum Storage Capacity

0 MT

Mapping of Wheat-to-Bread Processing Facilities

Idleb June 2021



WHOLE OF SYRIA (WoS)
FOOD SECURITY SECTOR
Strengthening Humanitarian Response



DISTRICT: Harim
SUB-DISTRICT: Qourqeena



TOTAL POPULATION 103580
PIN 51792

BAKERIES 3			CURRENCY USED USD 0% TL 100% SYP 0%			QUALITY CONTROL (LAB TESTING) 1		
Bakery Status			Bread Production					
● Closed 2 ● Open 1		Functionality	Type		Price (TL) /KG	Daily Production 4 MT		Current Productivity 61%
Reason for Closure		● Full 0 ● Partial 1	Subsidized Bread 0		0 - 0	Full Daily Capacity 7 MT		
Stoppage of fund		Ownership	Un-Subsidized Bread 0		0 - 0	Daily Bread Needs of Total Population 34 MT		PiN who have Access to Subsidized Bread 0%
In ability to compete with supported bakeries N/A			Free Bread (NGO) 4.29		Average Bread Package Weight N/Ag	Daily Bread Needs of PiN Population 17 MT		
			Public 0	Other Types of Bread 0				
		Private 3						
		Mix 0						
Availability			Humanitarian Aid			Source and Price of Flour		
● Always Available ● Often Available ● Fairly Available ● Rarely Available ● Not Available			Currently Receive Support 100%			100% Imported Flour		
			Used to Receive Support 0%			\$/MT 350-350		
			Never Received Support 0%			Price Trader 0		
						Mill 0		
						Local Council 0		
						NGO 0		
						AFAD 0		
						Local Flour 0%		
						330-330 \$/MT		

Mapping of Wheat-to-Bread Processing Facilities

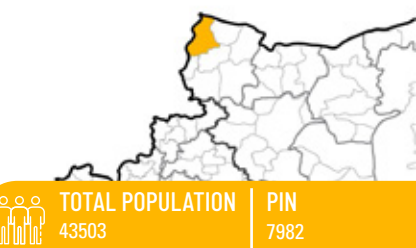
Aleppo June 2021



WHOLE OF SYRIA (WoS)
FOOD SECURITY SECTOR
Strengthening Humanitarian Response



DISTRICT: Afrin
SUB-DISTRICT: Raju



BAKERIES 9			CURRENCY USED			USD 0%	TL 38%	SYP 62%	QUALITY CONTROL (LAB TESTING) 0		
Bakery Status			Bread Production								
<div>Closed 4</div> <div>Open 5</div>		Functionality		Type		Price (TL) /KG		Daily Production		Current Productivity	
Reason for Closure		<div>Full 0</div> <div>Partial 5</div>		Subsidized Bread 0		0 - 0		5 MT		22%	
Displacement				Un-Subsidized Bread 4.83		5.71 - 6.04		Full Daily Capacity 22 MT			
High Operational Cost		Ownership		Free Bread (NGO) 0		Average Bread Package Weight		Daily Bread Needs of Total Population 14 MT		PiN who have Access to Subsidized Bread	
N/A		<div>Public 0</div> <div>Private 9</div> <div>Mix 0</div>		Other Types of Bread 0		700g		Daily Bread Needs of PiN Population 3 MT		0%	
Availability			Humanitarian Aid			Source and Price of Flour					
<div>Always Available</div> <div>Often Available</div> <div>Fairly Available</div> <div>Rarely Available</div> <div>Not Available</div>			<div>Currently Receive Support 0%</div> <div>Used to Receive Support 0%</div> <div>Never Received Support 100%</div>			<div>99% Imported Flour</div> <div>\$/MT 345-365</div> <div>Price Trader 9.53</div> <div>0</div> <div>0</div> <div>0</div> <div>0</div> <div>Local Flour 1%</div> <div>330-350 \$/MT</div> <div>0.07</div> <div>0</div> <div>0</div> <div>0</div>					
Local Flour			Imported Flour			Rehabilitation 0%					
<div>0%</div> <div>0%</div> <div>100%</div> <div>0%</div>			<div>0%</div> <div>0%</div> <div>100%</div> <div>0%</div>			Operational Support 0%					
Fuel						Flour 0%					
<div>0%</div> <div>0%</div> <div>100%</div> <div>0%</div>			<div>0%</div> <div>0%</div> <div>100%</div> <div>0%</div>			Yeast 0%					
						NGO 0					
						Local Council 0					
						AFAD 0					



MILLS 0

0

Mills Status

Closed 0 Open 0

Reason for Closure

N/A

N/A

Functionality

Full 0
Partial 0

Ownership

Public 0
Private 0

Reasons for Limited Functionality

N/A

N/A

N/A



MILLS SOURCE OF WHEAT N/A

Milling Capacity

Maximum Capacity 0 MT

Current Capacity 0 MT

Production Functionality 0%

Market Actors Supplied by Mills

Bakeries Supplied 0

Traders Supplied 0



SILOS 0

0

Silos Status

Closed 0

Open 0

Functionality

Full 0
Partial 0

Ownership

Public 0
Private 0

Reason for Closure

N/A



SILOS SOURCE OF WHEAT

Needed Support for Silos

Building Rehabilitation 0

Machine Rehabilitation 0

Estimated Cost of Machines and Rehabilitation \$ 0

Silos Capacity

Silos Maximum Storage Capacity 0 MT

Mapping of Wheat-to-Bread Processing Facilities

Idleb June 2021



WHOLE OF SYRIA (WoS)
FOOD SECURITY SECTOR
Strengthening Humanitarian Response



DISTRICT: Harim
SUB-DISTRICT: Salqin



TOTAL POPULATION 249901
PIN 82712



BAKERIES

4

Bakery Status

● Closed 0 ● Open 4

Reason for Closure

N/A

N/A

N/A



Functionality

● Full 1 ● Partial 3

Ownership

● Public 0
● Private 4
● Mix 0



CURRENCY USED

USD 0%

TL 100%

SYP 0%



QUALITY CONTROL (LAB TESTING)

3

Bread Production

Type

Subsidized Bread 0

Un-Subsidized Bread 18.91

Free Bread (NGO) 0.3

Other Types of Bread 0

Price (TL) /KG

0 - 0

3.57 - 3.57

Average Bread Package Weight 700g

Daily Production 19 MT

Full Daily Capacity 45 MT

Daily Bread Needs of Total Population 82 MT

Daily Bread Needs of PIN Population 27 MT

Current Productivity 43%

PiN who have Access to Subsidized Bread 0%

Bakery Management

Bakery Owner 4

Staff 0

Local Council 0

Joint Local Council 0

Private Investor 0

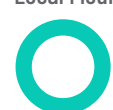
Availability

● Always Available ● Often Available ● Fairly Available
● Rarely Available ● Not Available

Bread



Local Flour



Imported Flour



Yeast



Fuel



Humanitarian Aid

Currently Receive Support 0%
Used to Receive Support 0%
Never Received Support 100%

Rehabilitation

0%

Operational Support 0%

Flour 0%

Yeast 0%

NGO

Local Council

AFAD

0

0

0

0

0

0

0

0

0

0

0

0

0

0

0

0

0

0

0

Source and Price of Flour

96% Imported Flour
\$/MT 345-355

Local Flour 4%
\$/MT 325-340

Price

Trader

0.7

Mill

0

Local Council

0

NGO

0

AFAD

0



MILLS

1

Mills Status

● Closed 1 ● Open 0

Reason for Closure

N/A

N/A



Functionality

● Full 0 ● Partial 0

Ownership

● Public 0
● Private 1

Reasons for Limited Functionality

High increase in the wheat price

N/A

N/A



MILLS SOURCE OF WHEAT

N/A

Milling Capacity

Maximum Capacity 0 MT

Current Capacity 0 MT

Production Functionality



0%

Market Actors Supplied by Mills

Bakeries Supplied 0

Traders Supplied 0



SILOS

0

Silos Status

● Closed 0

● Open 0

Functionality

● Full 0 ● Partial 0

Ownership

● Public 0
● Private 0

Reason for Closure

N/A



SILOS SOURCE OF WHEAT

Needed Support for Silos

Building Rehabilitation 0

Machine Rehabilitation 0

Estimated Cost of Machines and Rehabilitation \$ 0

Silos Capacity



Silos Maximum Storage Capacity

0 MT

Mapping of Wheat-to-Bread Processing Facilities

Idleb June 2021



WHOLE OF SYRIA (WoS)
FOOD SECURITY SECTOR
Strengthening Humanitarian Response



DISTRICT: Idleb
SUB-DISTRICT: Sarmin



TOTAL POPULATION
13546

PIN
4199



BAKERIES

2

Bakery Status

● Closed 0 ● Open 2

Reason for Closure

N/A

N/A

N/A



Functionality

● Full 2 ● Partial 0

Ownership

● Public 2
● Private 0
● Mix 0



CURRENCY USED

USD 0%

TL 100%

SYP 0%



QUALITY CONTROL (LAB TESTING)

2

Bread Production

Type

Subsidized Bread 0

Un-Subsidized Bread 5.86

Free Bread (NGO) 0

Other Types of Bread 0

Price (TL) /KG

0 - 0

3.57 - 3.57

Average Bread Package Weight

700g

Daily Production 6 MT

Full Daily Capacity 8 MT

Current Productivity

73%

Daily Bread Needs of Total Population 4 MT

Daily Bread Needs of PIN Population 1 MT

PiN who have Access to Subsidized Bread

0%

Bakery Management

Availability

● Always Available ● Often Available ● Fairly Available
● Rarely Available ● Not Available

Bread



Local Flour



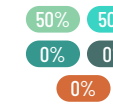
Imported Flour



Yeast



Fuel



Humanitarian Aid

Currently Receive Support 0%
Used to Receive Support 0%
Never Received Support 100%

NGO

Local Council

AFAD

Rehabilitation 0%

Operational Support 0%

Flour 0%

Yeast 0%

Source and Price of Flour

80% Imported Flour
\$/MT 345-345

Local Flour 20%
340-340 \$/MT

Price

Trader 0

Mill 0.57

Local Council 0.6

NGO 0

AFAD 0



MILLS

0

Mills Status

● Closed 0 ● Open 0

Reason for Closure

N/A

N/A



Functionality

● Full 0 ● Partial 0

Reasons for Limited Functionality

N/A

N/A

N/A

Ownership

● Public 0
● Private 0



MILLS SOURCE OF WHEAT

N/A

Milling Capacity

Maximum Capacity 0 MT

Current Capacity 0 MT

Production Functionality



0%

Market Actors Supplied by Mills

Bakeries Supplied 0

Traders Supplied 0



SILOS

0

Silos Status

● Closed 0 ● Open 0

● Full 0 ● Partial 0

Functionality

● Full 0 ● Partial 0

Ownership

● Public 0
● Private 0

Reason for Closure

N/A



SILOS SOURCE OF WHEAT

Needed Support for Silos

Building Rehabilitation 0

Machine Rehabilitation 0

Estimated Cost of Machines and Rehabilitation \$ 0

Silos Capacity



Silos Maximum Storage Capacity

0 MT

Mapping of Wheat-to-Bread Processing Facilities

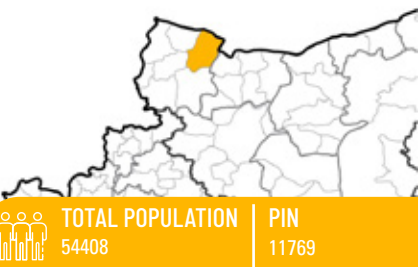
Aleppo June 2021



WHOLE OF SYRIA (WoS)
FOOD SECURITY SECTOR
Strengthening Humanitarian Response



DISTRICT: Afrin
SUB-DISTRICT: Sharan



BAKERIES

7

Bakery Status

● Closed 3 ● Open 4

Reason for Closure

lack of access to support

High Operational Cost

N/A



Functionality

● Full 0 ● Partial 4

Ownership

Public 0
Private 7
Mix 0



CURRENCY USED

USD 0%

TL 100%

SYP 0%



QUALITY CONTROL (LAB TESTING)

0

Bread Production

Type

Subsidized Bread 2.5
Un-Subsidized Bread 3.97
Free Bread (NGO) 0
Other Types of Bread 0

Price (TL) /KG

1.83 - 1.83

1.9 - 5

Average Bread Package Weight

800g

Daily Production 7 MT

Full Daily Capacity 44 MT

Current Productivity

17%

Daily Bread Needs of Total Population 18 MT

Daily Bread Needs of PiN Population 4 MT

PiN who have Access to Subsidized Bread

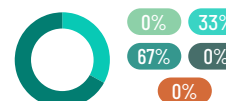
14%

Bakery Management

Availability

● Always Available ● Often Available ● Fairly Available
● Rarely Available ● Not Available

Bread



Local Flour



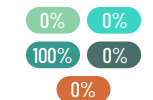
Imported Flour



Yeast



Fuel



Humanitarian Aid

Currently Receive Support 50%
Used to Receive Support 0%
Never Received Support 50%

Rehabilitation 0%
Operational Support 0%
Flour 100%
Yeast 0%

Source and Price of Flour

83% Imported Flour
\$ /MT 330-345
Price Trader 12.42
Local Flour 17%
310-330 \$ /MT
1.25
Mill 0
Local Council 0
NGO 0
AFAD 0



MILLS

0

Mills Status

● Closed 0 ● Open 0

Reason for Closure

N/A

N/A



Functionality

● Full 0 ● Partial 0

Ownership

Public 0
Private 0

Reasons for Limited Functionality

N/A

N/A

N/A



MILLS SOURCE OF WHEAT

N/A

Milling Capacity

Maximum Capacity 0 MT
Current Capacity 0 MT

Production Functionality 0%

Market Actors Supplied by Mills

Bakeries Supplied 0
Traders Supplied 0



SILOS

0

Silos Status

● Closed 0 ● Open 0

● Full 0 ● Partial 0

Ownership

Public 0
Private 0

Reason for Closure

N/A



SILOS SOURCE OF WHEAT

Needed Support for Silos

Building Rehabilitation 0
Machine Rehabilitation 0
Estimated Cost of Machines and Rehabilitation \$ 0

Silos Capacity

Silos Maximum Storage Capacity 0 MT

Mapping of Wheat-to-Bread Processing Facilities

Aleppo June 2021



WHOLE OF SYRIA (WoS)
FOOD SECURITY SECTOR
Strengthening Humanitarian Response



DISTRICT: Afrin
SUB-DISTRICT: Sheikh El-Hadid



TOTAL POPULATION
12021
PIN
6251



BAKERIES

5

Bakery Status

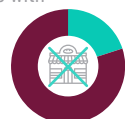
● Closed 4 ● Open 1

Reason for Closure

In ability to compete with supported bakeries

Maintainance needs

N/A



Functionality

● Full 0 ● Partial 1



Ownership

Public 0
Private 5
Mix 0



CURRENCY USED

USD 0%

TL 50%

SYP 50%



QUALITY CONTROL (LAB TESTING)

0

Bread Production

Type

Subsidized Bread

4.5



Price (TL) /KG

2 - 2

Un-Subsidized Bread

0.5

2.5 - 2.5

Free Bread (NGO)

0

Other Types of Bread

0

Average Bread Package Weight
1000g

Daily Production

5 MT

Full Daily Capacity

8 MT

Current Productivity

63%

Daily Bread Needs of Total Population

4 MT

Daily Bread Needs of PiN Population

2 MT

PiN who have Access to Subsidized Bread

100%

Bakery Management

Availability

● Always Available ● Often Available ● Fairly Available
● Rarely Available ● Not Available

Bread



Local Flour



Imported Flour



Yeast



Fuel



Humanitarian Aid

Currently Receive Support 100%
Used to Receive Support 0%
Never Received Support 0%

Rehabilitation

0%

NGO

Local Council

AFAD

Operational Support

0%

NGO

Local Council

AFAD

Flour

50%

NGO

Local Council

AFAD

Yeast

50%

NGO

Local Council

AFAD

Source and Price of Flour

100%

Imported Flour

\$/MT 350-350

Local Flour

0%

325-325 \$/MT

Price

Trader

0

Mill

0

Local Council

0

NGO

0

AFAD



MILLS

0

Mills Status

● Closed 0 ● Open 0

Reason for Closure

N/A

N/A



Functionality

● Full 0 ● Partial 0

Reasons for Limited Functionality

N/A

N/A

N/A

Ownership

Public 0
Private 0



MILLS SOURCE OF WHEAT

N/A

Milling Capacity

Maximum Capacity

0 MT

Current Capacity

0 MT

Production Functionality



0%

Market Actors Supplied by Mills

Bakeries Supplied

0

Traders Supplied

0



SILOS

0

Silos Status

● Closed 0 ● Open 0

Functionality

● Full 0 ● Partial 0

Ownership

Public 0
Private 0

Reason for Closure

N/A



SILOS SOURCE OF WHEAT

Needed Support for Silos

Building Rehabilitation

0

Machine Rehabilitation

0

Estimated Cost of Machines and Rehabilitation

\$ 0

Silos Capacity



Silos Maximum Storage Capacity

0 MT

Mapping of Wheat-to-Bread Processing Facilities

Ar-Raqqa June 2021



WHOLE OF SYRIA (WoS)
FOOD SECURITY SECTOR
Strengthening Humanitarian Response



DISTRICT: Tell Abiad
SUB-DISTRICT: Suluk



TOTAL POPULATION 26965
PIN 981



BAKERIES

6

Bakery Status

● Closed 2 ● Open 4

Reason for Closure

Maintainance needs

Fire accident

N/A



Functionality

● Full 3 ● Partial 1

Owenship

● Public 2 ● Private 4 ● Mix 0



CURRENCY USED

USD 0%

TL 80%

SYP 20%



QUALITY CONTROL (LAB TESTING)

0

Bread Production

Type

Subsidized Bread 10.14
Un-Subsidized Bread 0
Free Bread (NGO) 0
Other Types of Bread 0

Price (TL) /KG

1.25 - 1.25

Average Bread Package Weight

800g

Daily Production 10 MT

Full Daily Capacity 21 MT

Current Productivity 48%



Daily Bread Needs of Total Population 9 MT

Daily Bread Needs of PIN Population 0 MT

PiN who have Access to Subsidized Bread 100%



Bakery Management

Bakery Owner 2
Staff 0
Local Council 0
Joint Local Council 1
Private Investor 1

Availability

● Always Available ● Often Available ● Fairly Available
● Rarely Available ● Not Available

Bread



Local Flour



Imported Flour



Yeast



Fuel



Humanitarian Aid

Currently Receive Support 25%
Used to Receive Support 25%
Never Received Support 50%

Rehabilitation

0%

Operational Support 33%

Flour 67%

Yeast 0%

NGO

0

Local Council

0

AFAD

0

1

0

1

0

Source and Price of Flour

75%

Imported Flour

\$/MT 100-100

0

0

7.57

Mapping of Wheat-to-Bread Processing Facilities

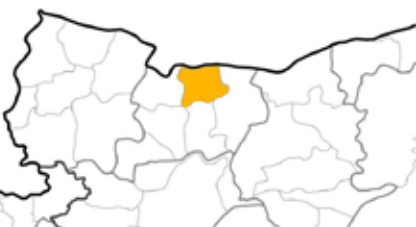
Aleppo June 2021



WHOLE OF SYRIA (WoS)
FOOD SECURITY SECTOR
Strengthening Humanitarian Response



DISTRICT: A'zaz
SUB-DISTRICT: Suran



TOTAL POPULATION 95477
PIN 50839

BAKERIES 10				CURRENCY USED			QUALITY CONTROL (LAB TESTING)	
<p>Bakery Status</p> <p>● Closed 0 ● Open 10</p> <p>Reason for Closure</p> <p>N/A</p> <p>N/A</p> <p>N/A</p> <p>Functionality</p> <p>● Full 0 ● Partial 10</p> <p>Ownership</p> <p>Public 0</p> <p>Private 9</p> <p>Mix 1</p>				<p>Bread Production</p> <p>Type</p> <p>Subsidized Bread 10.28</p> <p>Un-Subsidized Bread 0.53</p> <p>Free Bread (NGO) 0</p> <p>Other Types of Bread 0</p> <p>Price (TL) /KG</p> <p>1.33 - 1.64</p> <p>2 - 4.8</p> <p>Average Bread Package Weight 636g</p>			<p>Daily Production 11 MT</p> <p>Full Daily Capacity 82 MT</p> <p>Daily Bread Needs of Total Population 32 MT</p> <p>Daily Bread Needs of PIN Population 17 MT</p> <p>Current Productivity 13%</p> <p>PiN who have Access to Subsidized Bread 33%</p>	
<p>Bakery Management</p> <p>Bakery Owner 8</p> <p>Staff 0</p> <p>Local Council 0</p> <p>Joint Local Council 0</p> <p>Private Investor 2</p> <p>Availability</p> <p>Bread</p> <p>Local Flour</p> <p>Yeast</p> <p>Fuel</p> <p>Imported Flour</p> <p>● Always Available ● Often Available ● Fairly Available ● Rarely Available ● Not Available</p>				<p>Humanitarian Aid</p> <p>Currently Receive Support 90%</p> <p>Used to Receive Support 0%</p> <p>Never Received Support 10%</p> <p>NGO Local Council AFAD</p> <p>Rehabilitation 0% 0 0 0</p> <p>Operational Support 0% 0 0 0</p> <p>Flour 100% 0 0 9</p> <p>Yeast 0% 0 0 0</p>			<p>Source and Price of Flour</p> <p>81% Imported Flour</p> <p>\$/MT 325-370</p> <p>Price Trader 0</p> <p>Mill 0</p> <p>Local Council 2.1</p> <p>NGO 0</p> <p>AFAD 0</p> <p>19% Local Flour</p> <p>200-300 \$/MT</p>	
MILLS 0				MILLS SOURCE OF WHEAT N/A			SILOS 0	
<p>Mills Status</p> <p>● Closed 0 ● Open 0</p> <p>Reason for Closure</p> <p>N/A</p> <p>N/A</p> <p>Functionality</p> <p>● Full 0 ● Partial 0</p> <p>Ownership</p> <p>Public 0</p> <p>Private 0</p> <p>Reasons for Limited Functionality</p> <p>N/A</p> <p>N/A</p> <p>N/A</p>				<p>Milling Capacity</p> <p>Maximum Capacity 0 MT</p> <p>Current Capacity 0 MT</p> <p>Production Functionality 0%</p> <p>Market Actors Supplied by Mills</p> <p>Bakeries Supplied 0</p> <p>Traders Supplied 0</p>			<p>Siilos Status</p> <p>● Closed 0 ● Open 0</p> <p>Functionality</p> <p>● Full 0 ● Partial 0</p> <p>Ownership</p> <p>Public 0</p> <p>Private 0</p> <p>Reason for Closure</p> <p>N/A</p>	
							<p>Needed Support for Silos</p> <p>Building Rehabilitation 0</p> <p>Machine Rehabilitation 0</p> <p>Estimated Cost of Machines and Rehabilitation \$ 0</p> <p>Silos Capacity</p> <p>Silos Maximum Storage Capacity 0 MT</p>	

Mapping of Wheat-to-Bread Processing Facilities

Idleb June 2021



WHOLE OF SYRIA (WoS)
FOOD SECURITY SECTOR
Strengthening Humanitarian Response



DISTRICT: Idleb
SUB-DISTRICT: Teftnaz



TOTAL POPULATION
20786
PIN
11848



BAKERIES

1

Bakery Status

● Closed 0 ● Open 1

Reason for Closure

N/A

N/A

N/A

Functionality

● Full 1 ● Partial 0

Ownership

● Public 1

● Private 0

● Mix 0



CURRENCY USED

USD 0%

TL 100%

SYP 0%



QUALITY CONTROL (LAB TESTING)

1

Bread Production

Type

Subsidized Bread 0

Un-Subsidized Bread 2.14

Free Bread (NGO) 0

Other Types of Bread 0

Price (TL) /KG

0 - 0

3.57 - 3.57

Average Bread Package Weight

700g

Daily Production 2 MT

Full Daily Capacity 8 MT

Current Productivity

27%

Daily Bread Needs of Total Population 7 MT

Daily Bread Needs of PIN Population 4 MT

PiN who have Access to Subsidized Bread

0%

Bakery Management

Bakery Owner 0

Staff 1

Local Council 0

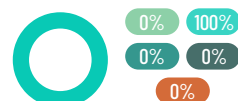
Joint Local Council 0

Private Investor 0

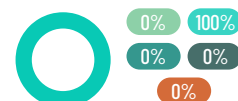
Availability

● Always Available ● Often Available ● Fairly Available
● Rarely Available ● Not Available

Bread



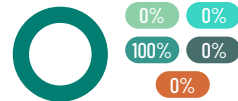
Local Flour



Imported Flour



Yeast



Fuel



Humanitarian Aid

Currently Receive Support 0%
Used to Receive Support 0%
Never Received Support 100%

NGO

Local Council

AFAD

Rehabilitation 0%

Operational Support 0%

Flour 0%

Yeast 0%

Source and Price of Flour

75% Imported Flour
\$/MT 360-360

Local Flour 25%
348-348 \$/MT

Price

Trader

0.43

Mill

0

Local Council

0.11

NGO

0

AFAD



MILLS

0

Mills Status

● Closed 0 ● Open 0

Reason for Closure

N/A

N/A



Functionality

● Full 0 ● Partial 0

Reasons for Limited Functionality

N/A

N/A

N/A

Ownership

● Public 0

● Private 0



MILLS SOURCE OF WHEAT

N/A

Milling Capacity

Maximum Capacity 0 MT

Current Capacity 0 MT

Production Functionality



0%

Market Actors Supplied by Mills

Bakeries Supplied 0

Traders Supplied 0



SILOS

0

Silos Status

● Closed 0

● Open 0

Functionality

● Full 0 ● Partial 0

Ownership

● Public 0

● Private 0

Reason for Closure

N/A



SILOS SOURCE OF WHEAT

Needed Support for Silos

Building Rehabilitation 0

Machine Rehabilitation 0

Estimated Cost of Machines and Rehabilitation \$ 0

Silos Capacity



Silos Maximum Storage Capacity

0 MT

Mapping of Wheat-to-Bread Processing Facilities

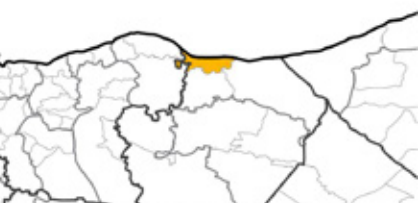
Ar-Raqqa June 2021



WHOLE OF SYRIA (WoS)
FOOD SECURITY SECTOR
Strengthening Humanitarian Response



DISTRICT: Tell Abiad
SUB-DISTRICT: Tell Abiad



TOTAL POPULATION
29808.5

PIN
29809



BAKERIES

7

Bakery Status

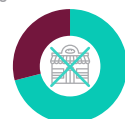
● Closed 2 ● Open 5

Reason for Closure

Maintainance needs

N/A

N/A



Functionality

● Full 2 ● Partial 3

Ownership

Public 0
Private 3
Mix 4



CURRENCY USED

USD 0%

TL 17%

SYP 83%



QUALITY CONTROL
(LAB TESTING)

1

Bread Production

Type

Subsidized Bread 8.66

Un-Subsidized Bread 0.29

Free Bread (NGO) 0

Other Types of Bread 0

Price (TL) /KG

1 - 2

3.57 - 3.57

Average Bread
Package Weight

940g

Daily Production 9 MT

Full Daily Capacity 23 MT

Current
Productivity

40%

Daily Bread Needs
of Total Population

10 MT

Daily Bread Needs
of PIN Population

10 MT

PiN who have
Access to
Subsidized Bread

88%

Bakery Management

Availability

● Always Available ● Often Available ● Fairly Available
● Rarely Available ● Not Available

Bread



Local Flour



Imported Flour



Yeast



Fuel



Humanitarian Aid

Currently Receive Support 80%
Used to Receive Support 0%
Never Received Support 20%

Rehabilitation 0%

Operational Support 0%

Flour 57%

Yeast 43%

NGO

Local Council

AFAD

Source and Price of Flour

100% Imported
Flour
\$/MT 350-350

Local
Flour 0%
330-330 \$/MT

Price

Trader

Mill

Local Council

NGO

AFAD



MILLS

0

Mills Status

● Closed 0 ● Open 0

Reason for Closure

N/A

N/A



Functionality

● Full 0 ● Partial 0

Ownership

Public 0
Private 0

Reasons for Limited Functionality

N/A

N/A

N/A



MILLS SOURCE OF WHEAT

N/A

Milling Capacity

Maximum Capacity 0 MT

Current Capacity 0 MT

Production
Functionality 0%

Market Actors Supplied by Mills

Bakeries Supplied 0

Traders Supplied 0



SILOS

2

Silos Status

● Closed 2 ● Open 0

● Full 0 ● Partial 0



Reason for Closure

Security Challenges



SILOS SOURCE OF WHEAT

Needed Support for Silos

Building Rehabilitation 0

Machine Rehabilitation 0

Estimated Cost of Machines
and Rehabilitation \$ 0

Silos Capacity

Silos Maximum
Storage Capacity 0 MT