

# Mapping of Wheat-to-Bread Processing Facilities

Aleppo November 2021



WHOLE OF SYRIA (WoS)  
FOOD SECURITY SECTOR  
Strengthening Humanitarian Response



DISTRICT: Afrin  
SUB-DISTRICT: Afrin



TOTAL POPULATION 194,055  
PIN 107,365



BAKERIES

11

## Bakery Status



### Reasons for Non-Operation

No Financial Liquidity  
Machines Need Rehabilitation  
High Operational Cost

### Functionality

● Full 2 (29%)  
● Partial 5 (71%)

### Ownership

● Public 1 (9%)  
● Private 10 (91%)  
● Mix 0 (0%)



CURRENCY USED

USD 11%

TL 78%

SYP 11%



QUALITY CONTROL (LAB TESTING)

0

## Bread Production

### Daily Production (MT)

Subsidized Bread 0  
Unsubsidized Bread 11  
Tourist Bread 3  
Free Bread (NGO) 6  
Others 1

Price (TL) /KG

N/A

5-6

5-5

Daily Production 21 MT

Full Daily Capacity 44 MT

Current Productivity

50%

Daily Bread Needs of Total Population 64 MT

Daily Bread Needs of PIN Population 35 MT

Subsidized Bread Availability to PIN

0%

Average Subsidized Bread Package Weight N/Ag

Average Unsubsidized Bread Package Weight 492g

## Bakery Management

Bakery Owner 6 (86%)  
Private Investor 0 (0%)  
LC 0 (0%)  
Employee 0 (0%)  
Other 1 (14%)

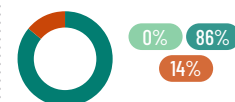
## Availability

● Always Available ● Fairly Available ● Not Available

### Bread



### Local Flour



### Imported Flour



### Yeast



### Fuel



## Support Status

Never Received Support 7 (100%)  
Used to Receive Support 0 (0%)  
Currently Receive Support 0 (0%)

Type of Support

Rehabilitation 0%  
Operational Support 0%  
Flour 0%  
Yeast 0%

Source of Support

NGO LC AFAD  
0 0 0  
0 0 0  
0 0 0  
0 0 0

## Source and Price of Flour

Imported Flour 410-425 \$/MT  
95%

Local Flour 370-410 \$/MT  
5%

Trader 100%  
Mill 0%  
LC 0%  
NGO 0%  
AFAD 0%

100%  
0%  
0%  
0%  
0%



MILLS

N/A

## Mills Status

● Non-Operational N/A 0%  
● Operational N/A

### Reasons for Non-Operation

N/A

N/A

### Functionality

● Full N/A (0%)  
● Partial N/A (0%)

### Ownership

● Public N/A (0%)  
● Private N/A (0%)  
● Mix N/A (0%)

### Reasons for Limited Functionality

N/A

N/A

N/A



MILLS SOURCE OF WHEAT

N/A

## Milling Capacity

Maximum Capacity N/A MT  
Current Capacity N/A MT

Production Functionality



N/A%

## Market Actors Supplied by Mills

Bakeries Supplied N/A  
Traders Supplied N/A



SILOS

N/A

## Silos Status

● Non-Operational N/A 0%  
● Operational N/A

### Functionality

● Full N/A (0%)  
● Partial N/A (N/A%)

### Ownership

● Public N/A (0%)  
● Private N/A (0%)

Reasons for Non-Operation N/A



SILOS SOURCE OF WHEAT

N/A

## Needed Support for Silos

Building Rehabilitation N/A  
Machine Rehabilitation N/A  
Estimated Cost of Machines and Rehabilitation \$ N/A

## Silos Capacity

Silos Maximum Storage Capacity

N/A MT

# Mapping of Wheat-to-Bread Processing Facilities

Aleppo November 2021



WHOLE OF SYRIA (WoS)  
FOOD SECURITY SECTOR  
Strengthening Humanitarian Response



DISTRICT: A'zaz  
SUB-DISTRICT: Aghtrin



TOTAL POPULATION  
96,129

PIN  
61,173



BAKERIES

13

## Bakery Status



## Reasons for Non-Operation

N/A

N/A

N/A

## Functionality

● Full 4 (36%)  
● Partial 7 (64%)

## Ownership

● Public 2 (15%)  
● Private 11 (85%)  
● Mix 0 (0%)



CURRENCY USED

USD 0%

TL 91%

SYP 9%



QUALITY CONTROL  
(LAB TESTING)

1

## Bread Production

## Daily Production (MT)

		Price (TL) /KG
Subsidized Bread	20	1-2
Unsubsidized Bread	0	2-4
Tourist Bread	0	2-2
Free Bread (NGO)	0	
Others	0	

Average Subsidized Bread Package Weight 759g

Average Unsubsidized Bread Package Weight 667g

Daily Production 20 MT  
Full Daily Capacity 94 MT  
Current Productivity 22%

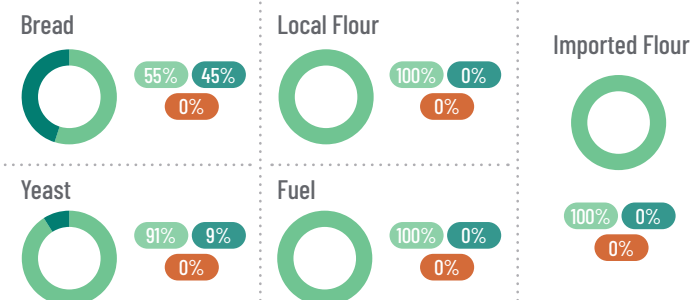
Daily Bread Needs of Total Population 32 MT  
Daily Bread Needs of PIN Population 20 MT  
Subsidized Bread Availability to PIN 100%

## Bakery Management

## Availability

● Always Available ● Fairly Available ● Not Available

Bakery Owner 7 (64%)  
Private Investor 2 (18%)  
LC 1 (9%)  
Employee 1 (9%)  
Other 0 (0%)



## Support Status

Never Received Support 1 (9%)  
Used to Receive Support 0 (0%)  
Currently Receive Support 10 (91%)

Type of Support		NGO	LC	AFAD
Rehabilitation	0%	0	0	0
Operational Support	8%	0	0	1
Flour	83%	0	0	1
Yeast	8%	0	0	1

## Source and Price of Flour

Imported Flour 370-420 \$/MT  
Local Flour 240-410 \$/MT  
41% 59%

Trader		
Mill	0%	50%
LC	0%	0%
NGO	0%	0%
AFAD	100%	0%



MILLS

N/A



MILLS SOURCE OF WHEAT N/A



SILOS

N/A



SILOS SOURCE OF WHEAT N/A

## Mills Status

● Non-Operational N/A 0%  
● Operational N/A

## Reasons for Non-Operation

N/A

N/A

## Functionality

● Full N/A (0%)  
● Partial N/A (0%)

## Ownership

● Public N/A (0%)  
● Private N/A (0%)  
● Mix N/A (0%)

## Reasons for Limited Functionality

N/A

N/A

N/A



MILLS SOURCE OF WHEAT N/A

## Milling Capacity

Maximum Capacity N/A MT  
Current Capacity N/A MT

Production Functionality N/A%

## Market Actors Supplied by Mills

Bakeries Supplied N/A  
Traders Supplied N/A

## Silos Status

● Non-Operational N/A 0%  
● Operational N/A

## Functionality

● Full N/A (0%)  
● Partial N/A (N/A%)

## Ownership

● Public N/A (0%)  
● Private N/A (0%)

## Reasons for Non-Operation

N/A

## Needed Support for Silos

Building Rehabilitation N/A  
Machine Rehabilitation N/A  
Estimated Cost of Machines and Rehabilitation \$ N/A

## Silos Capacity

Silos Maximum Storage Capacity N/A MT

# Mapping of Wheat-to-Bread Processing Facilities

Aleppo November 2021



WHOLE OF SYRIA (WoS)  
FOOD SECURITY SECTOR  
Strengthening Humanitarian Response



DISTRICT: Al Bab  
SUB-DISTRICT: Al Bab



TOTAL POPULATION 190,541  
PIN 164,623



BAKERIES

28

## Bakery Status



### Reasons for Non-Operation

No Access to Support  
Competition  
N/A

### Functionality

Full 2 (10%)  
Partial 19 (90%)

### Ownership

Public 3 (11%)  
Private 25 (89%)  
Mix 0 (0%)



CURRENCY USED

USD 4%

TL 88%

SYP 8%

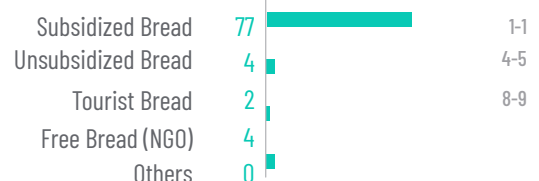


QUALITY CONTROL (LAB TESTING)

4

## Bread Production

### Daily Production (MT)



Price (TL) /KG

Daily Production 87 MT

Full Daily Capacity 209 MT

Current Productivity 41%



Daily Bread Needs of Total Population 63 MT

Subsidized Bread Availability to PIN

100%

Daily Bread Needs of PIN Population 54 MT

Average Subsidized Bread Package Weight 700g

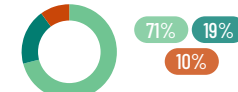
Average Unsubsidized Bread Package Weight 486g

## Bakery Management

## Availability

Always Available Fairly Available Not Available

### Bread



### Local Flour



### Imported Flour



### Yeast



### Fuel



## Support Status

Never Received Support 2 (10%)  
Used to Receive Support 1 (5%)  
Currently Receive Support 18 (85%)

Type of Support

Rehabilitation 5%  
Operational Support 7%  
Flour 84%  
Yeast 5%

Source of Support

NGO 0  
LC 2  
AFAD 0  
0 3 0  
0 19 1  
0 2 0

## Source and Price of Flour

Imported Flour 410-465 \$/MT  
89%

Local Flour 400-450 \$/MT  
11%

Trader 20%  
Mill 0%  
LC 12%  
NGO 0%  
AFAD 68%

7%  
0%  
93%  
0%  
0%



MILLS

4

## Mills Status



### Reasons for Non-Operation

High Operational Costs

N/A

### Functionality

Full 0 (0%)  
Partial 2 (0%)

### Ownership

Public 1 (25%)  
Private 3 (75%)  
Mix 0 (0%)

### Reasons for Limited Functionality

Wheat Shortage

High Operational Costs

N/A



MILLS SOURCE OF WHEAT

Farmers, Traders, NGOs

## Milling Capacity

Maximum Capacity 1320 MT

Current Capacity 255 MT

Production Functionality 19%

## Market Actors Supplied by Mills

Bakeries Supplied 32

Traders Supplied 1



SILOS

N/A

## Silos Status

Non-Operational N/A 0%  
Operational N/A

### Functionality

Full N/A (0%)  
Partial N/A (N/A%)

### Ownership

Public N/A (0%)  
Private N/A (0%)

Reasons for Non-Operation N/A



SILOS SOURCE OF WHEAT N/A

## Needed Support for Silos

Building Rehabilitation N/A

Machine Rehabilitation N/A

Estimated Cost of Machines and Rehabilitation \$ N/A

## Silos Capacity

Silos Maximum Storage Capacity

N/A MT

# Mapping of Wheat-to-Bread Processing Facilities

Idleb November 2021



WHOLE OF SYRIA (WoS)  
FOOD SECURITY SECTOR  
Strengthening Humanitarian Response



DISTRICT: Ariha  
SUB-DISTRICT: Ariha



TOTAL POPULATION 104,664  
PIN 67,534



BAKERIES

5

## Bakery Status

Non-Operational 0  
Operational 5



### Reasons for Non-Operation

N/A

N/A

N/A

### Functionality

Full 1 (20%)  
Partial 4 (80%)

### Ownership

Public 2 (40%)  
Private 3 (60%)  
Mix 0 (0%)



CURRENCY USED

USD 0%

TL 100%

SYP 0%



QUALITY CONTROL (LAB TESTING)

1

## Bread Production

### Daily Production (MT)

Subsidized Bread 0  
Unsubsidized Bread 1  
Tourist Bread 18  
Free Bread (NGO) 1  
Others 0

Price (TL) /KG

N/A

5-5

5-5

Average Subsidized Bread Package Weight N/Ag

Average Unsubsidized Bread Package Weight 500g

Daily Production 20 MT

Full Daily Capacity 61 MT

Current Productivity

31%

Daily Bread Needs of Total Population 35 MT

Daily Bread Needs of PIN Population 22 MT

Subsidized Bread Availability to PIN

0%

## Bakery Management

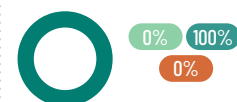
## Availability

Always Available Fairly Available Not Available

### Bread



### Local Flour



### Imported Flour



### Yeast



### Fuel



## Support Status

Never Received Support 5 (100%)  
Used to Receive Support 0 (0%)  
Currently Receive Support 0 (0%)

Type of Support

Rehabilitation 0%  
Operational Support 0%  
Flour 0%  
Yeast 0%

Source of Support

NGO 0  
LC 0  
AFAD 0

## Source and Price of Flour

Imported Flour 420-450 \$/MT  
100%

Local Flour 400-400 \$/MT  
0%

Trader 100%  
Mill 0%  
LC 0%  
NGO 0%  
AFAD 0%



MILLS

N/A

## Mills Status

Non-Operational N/A 0%  
Operational N/A

### Reasons for Non-Operation

N/A

N/A

### Functionality

Full N/A (0%)  
Partial N/A (0%)

### Ownership

Public N/A (0%)  
Private N/A (0%)  
Mix N/A (0%)

### Reasons for Limited Functionality

N/A

N/A

N/A



MILLS SOURCE OF WHEAT N/A

## Milling Capacity

Maximum Capacity N/A MT  
Current Capacity N/A MT

Production Functionality N/A%

## Market Actors Supplied by Mills

Bakeries Supplied N/A  
Traders Supplied N/A



SILOS

N/A

## Silos Status

Non-Operational N/A 0%  
Operational N/A

### Functionality

Full N/A (0%)  
Partial N/A (N/A%)

### Ownership

Public N/A (0%)  
Private N/A (0%)

### Reasons for Non-Operation

N/A



SILOS SOURCE OF WHEAT N/A

## Needed Support for Silos

Building Rehabilitation N/A  
Machine Rehabilitation N/A  
Estimated Cost of Machines and Rehabilitation \$ N/A

## Silos Capacity

Silos Maximum Storage Capacity N/A MT

# Mapping of Wheat-to-Bread Processing Facilities

Idleb November 2021



WHOLE OF SYRIA (WoS)  
FOOD SECURITY SECTOR  
Strengthening Humanitarian Response



DISTRICT: Harim  
SUB-DISTRICT: Armanaz



TOTAL POPULATION 76,839  
PIN 54,850



## BAKERIES

4

### Bakery Status



#### Reasons for Non-Operation

High Operational Cost  
Competition  
No Access to Support

#### Functionality

Full 1 (33%)  
Partial 2 (67%)

#### Ownership

Public 0 (0%)  
Private 4 (100%)  
Mix 0 (0%)



## CURRENCY USED

USD 0%

TL 100%

SYP 0%



## QUALITY CONTROL (LAB TESTING)

3

### Bread Production

#### Daily Production (MT)

Subsidized Bread 21  
Unsubsidized Bread 0  
Tourist Bread 0  
Free Bread (NGO) 0  
Others 0

#### Price (TL) /KG

2-3  
N/A  
N/A

Daily Production 21 MT  
Full Daily Capacity 31 MT

Current Productivity 68%



Daily Bread Needs of Total Population 25 MT

Subsidized Bread Availability to PIN



Daily Bread Needs of PIN Population 18 MT

Average Subsidized Bread Package Weight 1,067g

Average Unsubsidized Bread Package Weight N/Ag

### Bakery Management

### Availability

Always Available Fairly Available Not Available

Bakery Owner 2 (67%)  
Private Investor 0 (0%)  
LC 0 (0%)  
Employee 0 (0%)  
Other 1 (33%)

#### Bread



#### Local Flour



#### Imported Flour



#### Yeast



#### Fuel



### Support Status

Never Received Support 0 (0%)  
Used to Receive Support 0 (0%)  
Currently Receive Support 3 (100%)

#### Type of Support

Rehabilitation 0%  
Operational Support 0%  
Flour 50%  
Yeast 50%

#### Source of Support

NGO 0  
LC 0  
AFAD 0  
0  
0  
3  
3

### Source and Price of Flour

Imported Flour 350-442 \$/MT  
88%

Local Flour 325-420 \$/MT  
12%

Trader 100%  
Mill 0%  
LC 0%  
NGO 0%  
AFAD 0%

100%  
0%  
0%  
0%  
0%



## MILLS

N/A

### Mills Status

#### Functionality

Full N/A (0%)  
Partial N/A (0%)

#### Reasons for Limited Functionality

N/A

#### Ownership

Public N/A (0%)  
Private N/A (0%)  
Mix N/A (0%)

N/A

N/A



### MILLS SOURCE OF WHEAT

N/A

### Milling Capacity

Maximum Capacity N/A MT  
Current Capacity N/A MT

Production Functionality N/A%

### Market Actors Supplied by Mills

Bakeries Supplied N/A  
Traders Supplied N/A



## SILOS

N/A

### Silos Status

Non-Operational N/A 0%  
Operational N/A

#### Functionality

Full N/A (0%)  
Partial N/A (N/A%)

#### Ownership

Public N/A (0%)  
Private N/A (0%)

Reasons for Non-Operation N/A



### SILOS SOURCE OF WHEAT

N/A

### Needed Support for Silos

Building Rehabilitation N/A  
Machine Rehabilitation N/A  
Estimated Cost of Machines and Rehabilitation \$ N/A

### Silos Capacity

Silos Maximum Storage Capacity N/A MT



# Mapping of Wheat-to-Bread Processing Facilities

Aleppo November 2021



WHOLE OF SYRIA (WoS)  
FOOD SECURITY SECTOR  
Strengthening Humanitarian Response



DISTRICT: Al Bab  
SUB-DISTRICT: Ar-Ra'ee



TOTAL POPULATION 23,640  
PIN 5,532



## BAKERIES

5

### Bakery Status

Non-Operational 0  
Operational 5



### Reasons for Non-Operation

N/A

N/A

N/A

### Functionality

Full 0 (0%)  
Partial 5 (100%)

### Ownership

Public 0 (0%)  
Private 5 (100%)  
Mix 0 (0%)



## CURRENCY USED

USD 0%

TL 100%

SYP 0%



## QUALITY CONTROL (LAB TESTING)

0

### Bread Production

#### Daily Production (MT)

Subsidized Bread 13  
Unsubsidized Bread 0  
Tourist Bread 0  
Free Bread (NGO) 0  
Others 0

Price (TL) /KG

2-2  
N/A  
N/A

Daily Production 13 MT  
Full Daily Capacity 40 MT

Current Productivity 32%



Daily Bread Needs of Total Population 8 MT

Subsidized Bread Availability to PIN

100%

Daily Bread Needs of PIN Population 2 MT

Average Subsidized Bread Package Weight 600g

Average Unsubsidized Bread Package Weight N/Ag

### Bakery Management

### Availability

Always Available Fairly Available Not Available

Bakery Owner 5 (100%)  
Private Investor 0 (0%)  
LC 0 (0%)  
Employee 0 (0%)  
Other 0 (0%)

#### Bread



#### Local Flour



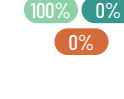
#### Imported Flour



#### Yeast



#### Fuel



### Support Status

Never Received Support 5 (100%)  
Used to Receive Support 0 (0%)  
Currently Receive Support 0 (0%)

Type of Support

Rehabilitation 0%  
Operational Support 0%  
Flour 0%  
Yeast 0%

Source of Support

NGO LC AFAD  
0 0 0  
0 0 0  
0 0 0  
0 0 0

### Source and Price of Flour

Imported Flour 410-410 \$/MT  
82%

Local Flour 410-410 \$/MT  
18%

Trader 0%  
Mill 0%  
LC 100%  
NGO 0%  
AFAD 0%



## MILLS

N/A

### Mills Status

### Functionality

Full N/A (0%)  
Partial N/A (0%)

### Reasons for Limited Functionality

N/A

### Ownership

Public N/A (0%)  
Private N/A (0%)  
Mix N/A (0%)

N/A

N/A



### MILLS SOURCE OF WHEAT

N/A

### Milling Capacity

Maximum Capacity N/A MT  
Current Capacity N/A MT

Production Functionality N/A%

### Market Actors Supplied by Mills

Bakeries Supplied N/A  
Traders Supplied N/A



## SILOS

1



### SILOS SOURCE OF WHEAT

N/A

### Silos Status

Non-Operational 1  
Operational 0



### Functionality

Full 0 (0%)  
Partial 0 (N/A%)

### Ownership

Public 1 (100%)  
Private 0 (0%)

Reasons for Non-Operation Water & Wheat Shortages, Machines & Building Need Rehabilitation

### Needed Support for Silos

Building Rehabilitation N/A  
Machine Rehabilitation N/A  
Estimated Cost of Machines and Rehabilitation \$ N/A

### Silos Capacity

Silos Maximum Storage Capacity 0 MT

# Mapping of Wheat-to-Bread Processing Facilities

Aleppo November 2021



WHOLE OF SYRIA (WoS)  
FOOD SECURITY SECTOR  
Strengthening Humanitarian Response



DISTRICT: Jebel Saman  
SUB-DISTRICT: Atareb



TOTAL POPULATION 183,679  
PIN 122,459



BAKERIES

15

## Bakery Status



### Reasons for Non-Operation

High Operational Cost  
No Access to Support  
No Financial Liquidity

### Functionality

● Full 2 (25%)  
● Partial 6 (75%)

### Ownership

● Public 2 (20%)  
● Private 7 (70%)  
● Mix 1 (10%)



CURRENCY USED

USD 0%

TL 100%

SYP 0%



QUALITY CONTROL (LAB TESTING)

5

## Bread Production

### Daily Production (MT)

Subsidized Bread 0  
Unsubsidized Bread 33  
Tourist Bread 0  
Free Bread (NGO) 5  
Others 0

Price (TL) /KG

N/A  
5-5  
N/A

Daily Production 38 MT  
Full Daily Capacity 90 MT

Current Productivity

42%

Daily Bread Needs of Total Population 61 MT

Subsidized Bread Availability to PIN

0%

Daily Bread Needs of PIN Population 40 MT

Average Subsidized Bread Package Weight N/Ag

Average Unsubsidized Bread Package Weight 522g

## Bakery Management

## Availability

● Always Available ● Fairly Available ● Not Available

Bakery Owner 6 (76%)  
Private Investor 0 (0%)  
LC 0 (0%)  
Employee 1 (12%)  
Other 0 (0%)

### Bread



### Local Flour



### Imported Flour



### Yeast



### Fuel



## Support Status

Never Received Support 7 (88%)  
Used to Receive Support 1 (12%)  
Currently Receive Support 0 (0%)

Type of Support

Rehabilitation 0%  
Operational Support 0%  
Flour 50%  
Yeast 50%

Source of Support

NGO LC AFAD  
0 0 0  
0 0 0  
1 0 0  
1 0 0

## Source and Price of Flour

Imported Flour 405-430 \$/MT  
94%

Local Flour 380-400 \$/MT  
6%

Trader 100%  
Mill 0%  
LC 0%  
NGO 0%  
AFAD 0%



MILLS

2

## Mills Status



### Reasons for Non-Operation

Wheat Shortage  
Machines Need Rehabilitation

### Functionality

● Full 0 (0%)  
● Partial 0 (0%)

### Ownership

● Public 2 (100%)  
● Private 0 (0%)  
● Mix 0 (0%)

### Reasons for Limited Functionality

N/A  
N/A  
N/A



MILLS SOURCE OF WHEAT N/A

## Milling Capacity

Maximum Capacity 0 MT  
Current Capacity 0 MT

Production Functionality N/A%

## Market Actors Supplied by Mills

Bakeries Supplied 0  
Traders Supplied 0



SILOS

1

## Silos Status



### Functionality

● Full 0 (0%)  
● Partial 0 (N/A%)

### Ownership

● Public 1 (100%)  
● Private 0 (0%)

### Reasons for Non-Operation

Wheat Shortage, Machines & Building Need Rehabilitation



SILOS SOURCE OF WHEAT N/A

## Needed Support for Silos

Building Rehabilitation N/A  
Machine Rehabilitation N/A  
Estimated Cost of Machines and Rehabilitation \$ N/A

## Silos Capacity

Silos Maximum Storage Capacity 0 MT

# Mapping of Wheat-to-Bread Processing Facilities

Aleppo November 2021



WHOLE OF SYRIA (WoS)  
FOOD SECURITY SECTOR  
Strengthening Humanitarian Response



DISTRICT: A'zaz  
SUB-DISTRICT: A'zaz



TOTAL POPULATION  
301,296

PIN  
300,381



BAKERIES

26

## Bakery Status



### Reasons for Non-Operation

High Operational Cost  
Competition  
No Access to Support

### Functionality

Full 0 (0%)  
Partial 20 (100%)

### Ownership

Public 3 (12%)  
Private 23 (88%)  
Mix 0 (0%)



CURRENCY USED

USD 5%

TL 95%

SYP 0%



QUALITY CONTROL (LAB TESTING)

11

## Bread Production

### Daily Production (MT)

Subsidized Bread 35  
Unsubsidized Bread 28  
Tourist Bread 0  
Free Bread (NGO) 8  
Others 1

Price (TL) /KG

1-3  
2-5  
N/A

Daily Production 72 MT  
Full Daily Capacity 240 MT

Current Productivity

30%

Daily Bread Needs of Total Population 99 MT

Subsidized Bread Availability to PIN

35%

Daily Bread Needs of PIN Population 99 MT

Average Subsidized Bread Package Weight 694g

Average Unsubsidized Bread Package Weight 606g

## Bakery Management

Bakery Owner 13 (65%)  
Private Investor 1 (5%)  
LC 0 (0%)  
Employee 6 (30%)  
Other 0 (0%)

## Availability

Always Available Fairly Available Not Available

### Bread



### Local Flour



### Imported Flour



### Yeast



### Fuel



## Support Status

Never Received Support 0 (0%)  
Used to Receive Support 2 (10%)  
Currently Receive Support 18 (90%)

Type of Support

Rehabilitation 0%  
Operational Support 0%  
Flour 100%  
Yeast 0%

Source of Support

NGO LC AFAD  
0 0 0  
0 0 0  
1 0 5  
0 0 0

## Source and Price of Flour

Imported Flour 380-415 \$/MT  
95%

Local Flour 240-395 \$/MT  
5%

Trader 45%  
Mill 0%  
LC 0%  
NGO 2%  
AFAD 49%



MILLS

4



MILLS SOURCE OF WHEAT

Farmers, NGOs



SILOS

N/A



SILOS SOURCE OF WHEAT N/A

## Mills Status



### Reasons for Non-Operation

Wheat Shortage  
High Operational Costs

### Functionality

Full 1 (100%)  
Partial 0 (0%)

### Ownership

Public 2 (50%)  
Private 2 (50%)  
Mix 0 (0%)

### Reasons for Limited Functionality

N/A  
N/A  
N/A

## Milling Capacity

Maximum Capacity 350 MT  
Current Capacity 300 MT

Production Functionality 86%

## Market Actors Supplied by Mills

Bakeries Supplied 58  
Traders Supplied 0

## Silos Status

Non-Operational N/A  
Operational N/A 0%

### Functionality

Full N/A (0%)  
Partial N/A (N/A%)

### Ownership

Public N/A (0%)  
Private N/A (0%)

Reasons for Non-Operation N/A

## Needed Support for Silos

Building Rehabilitation N/A  
Machine Rehabilitation N/A  
Estimated Cost of Machines and Rehabilitation \$ N/A

## Silos Capacity

Silos Maximum Storage Capacity N/A MT



# Mapping of Wheat-to-Bread Processing Facilities

Idleb November 2021



WHOLE OF SYRIA (WoS)  
FOOD SECURITY SECTOR  
Strengthening Humanitarian Response



DISTRICT: Jisr-Ash-Shugur  
SUB-DISTRICT: Badama



TOTAL POPULATION  
53,872

PIN  
53,310



BAKERIES

4

## Bakery Status



### Reasons for Non-Operation

Bombing/Shelling

Displacement

High Operational Cost

### Functionality

Full 2 (100%)  
Partial 0 (0%)

### Ownership

Public 0 (0%)  
Private 4 (100%)  
Mix 0 (0%)



CURRENCY USED

USD 0%

TL 100%

SYP 0%



QUALITY CONTROL  
(LAB TESTING)

2

## Bread Production

### Daily Production (MT)

Subsidized Bread 0  
Unsubsidized Bread 5  
Tourist Bread 0  
Free Bread (NGO) 0  
Others 0

Price (TL) /KG

N/A

5-6

N/A

Daily Production 5 MT

Full Daily Capacity 14 MT

Current Productivity

36%

Daily Bread Needs of Total Population 18 MT

Subsidized Bread Availability to PIN

0%

Daily Bread Needs of PIN Population 18 MT

## Bakery Management

Bakery Owner 1(50%)

Private Investor 1(50%)

LC 0(0%)

Employee 0(0%)

Other 0(0%)

## Availability

Always Available Fairly Available Not Available

### Bread



### Local Flour



### Imported Flour



### Yeast



### Fuel



## Support Status

Never Received Support 1(50%)  
Used to Receive Support 1(50%)  
Currently Receive Support 0(0%)

Type of Support

Rehabilitation 0%  
Operational Support 0%  
Flour 50%  
Yeast 50%

Source of Support

NGO 0  
LC 0  
AFAD 0

## Source and Price of Flour

Imported Flour 430-430 \$/MT

100%

Local Flour 420-440 \$/MT

0%

Trader 100%  
Mill 0%  
LC 0%  
NGO 0%  
AFAD 0%



MILLS

N/A



MILLS SOURCE OF WHEAT

N/A



SILOS

N/A



SILOS SOURCE OF WHEAT

N/A

## Mills Status

Non-Operational N/A 0%  
Operational N/A

### Functionality

Full N/A (0%)  
Partial N/A (0%)

### Reasons for Limited Functionality

N/A

### Ownership

Public N/A (0%)  
Private N/A (0%)  
Mix N/A (0%)

Reasons for Non-Operation

N/A

N/A



## Milling Capacity

Maximum Capacity N/A MT  
Current Capacity N/A MT

Production Functionality N/A%

## Market Actors Supplied by Mills

Bakeries Supplied N/A

Traders Supplied N/A

## Silos Status

Non-Operational N/A 0%  
Operational N/A

### Functionality

Full N/A (0%)  
Partial N/A (N/A%)

### Ownership

Public N/A (0%)  
Private N/A (0%)

Reasons for Non-Operation N/A

## Needed Support for Silos

Building Rehabilitation N/A

Machine Rehabilitation N/A

Estimated Cost of Machines and Rehabilitation \$ N/A

## Silos Capacity

Silos Maximum Storage Capacity

N/A MT

# Mapping of Wheat-to-Bread Processing Facilities

Idleb November 2021



WHOLE OF SYRIA (WoS)  
FOOD SECURITY SECTOR  
Strengthening Humanitarian Response



DISTRICT: Idleb  
SUB-DISTRICT: Bennsh



TOTAL POPULATION  
52,701

PIN  
32,312



BAKERIES

4

## Bakery Status



### Reasons for Non-Operation

High Operational Cost  
No Access to Support  
Security

### Functionality

● Full 2 (100%)  
● Partial 0 (0%)

### Ownership

● Public 0 (0%)  
● Private 4 (100%)  
● Mix 0 (0%)



CURRENCY  
USED

USD  
0%

TL  
100%

SYP  
0%



QUALITY CONTROL  
(LAB TESTING)

0

## Bread Production

### Daily Production (MT)

Subsidized Bread 0  
Unsubsidized Bread 10  
Tourist Bread 0  
Free Bread (NGO) 0  
Others 0

Price (TL) /KG

N/A  
5-5  
N/A

Daily Production 10 MT  
Full Daily Capacity 20 MT

Current  
Productivity

50%

Daily Bread Needs  
of Total Population 17 MT

Subsidized Bread  
Availability to PIN

0%

Daily Bread Needs  
of PIN Population 11 MT

Average Subsidized Bread Package Weight N/Ag

Average Unsubsidized Bread Package Weight 500g

## Bakery Management

Bakery Owner 2 (100%)  
Private Investor 0 (0%)  
LC 0 (0%)  
Employee 0 (0%)  
Other 0 (0%)

## Availability

● Always Available ● Fairly Available ● Not Available

### Bread



### Local Flour



### Imported Flour



### Yeast



### Fuel



## Support Status

Never Received Support 2 (100%)  
Used to Receive Support 0 (0%)  
Currently Receive Support 0 (0%)

Type of Support

Rehabilitation 0%  
Operational Support 0%  
Flour 0%  
Yeast 0%

Source of Support

NGO LC AFAD  
0 0 0  
0 0 0  
0 0 0  
0 0 0

## Source and Price of Flour

Imported Flour  
425-425 \$/MT  
75%

Local Flour  
400-400 \$/MT  
25%

Trader 100%  
Mill 0%  
LC 0%  
NGO 0%  
AFAD 0%

100%  
0%  
0%  
0%  
0%



MILLS

N/A



MILLS SOURCE OF WHEAT N/A



SILOS

N/A



SILOS SOURCE OF WHEAT N/A

## Mills Status

● Non-Operational N/A 0%  
● Operational N/A

### Reasons for Non-Operation

N/A

N/A

### Functionality

● Full N/A (0%)  
● Partial N/A (0%)

### Ownership

● Public N/A (0%)  
● Private N/A (0%)  
● Mix N/A (0%)

### Reasons for Limited Functionality

N/A

N/A

N/A



## Milling Capacity

Maximum Capacity N/A MT  
Current Capacity N/A MT

Production  
Functionality

N/A%

## Market Actors Supplied by Mills

Bakeries Supplied N/A  
Traders Supplied N/A



SILOS

N/A

## Silos Status

● Non-Operational N/A 0%  
● Operational N/A

### Functionality

● Full N/A (0%)  
● Partial N/A (N/A%)

### Ownership

● Public N/A (0%)  
● Private N/A (0%)

Reasons for Non-Operation N/A

## Needed Support for Silos

Building Rehabilitation N/A  
Machine Rehabilitation N/A  
Estimated Cost of Machines and Rehabilitation \$ N/A

## Silos Capacity

Silos Maximum Storage Capacity N/A MT

# Mapping of Wheat-to-Bread Processing Facilities

Aleppo November 2021



WHOLE OF SYRIA (WoS)  
FOOD SECURITY SECTOR  
Strengthening Humanitarian Response



DISTRICT: Afrin  
SUB-DISTRICT: Bulbul



TOTAL POPULATION 35,613  
PIN 14,146



BAKERIES

6

## Bakery Status



### Reasons for Non-Operation

Bombing/Shelling  
Displacement

High Operational Cost

### Functionality

Full 1 (50%)  
Partial 1 (50%)

### Ownership

Public 0 (0%)  
Private 6 (100%)  
Mix 0 (0%)



CURRENCY USED

USD 0%

TL 100%

SYP 0%



QUALITY CONTROL (LAB TESTING)

0

## Bread Production

### Daily Production (MT)

		Price (TL) /KG
Subsidized Bread	10	3-3
Unsubsidized Bread	0	N/A
Tourist Bread	0	N/A
Free Bread (NGO)	0	
Others	0	

Average Subsidized Bread Package Weight 1,000g

Average Unsubsidized Bread Package Weight N/Ag

Daily Production 10 MT  
Full Daily Capacity 18 MT  
Current Productivity 56%

Daily Bread Needs of Total Population 12 MT  
Subsidized Bread Availability to PIN  
Daily Bread Needs of PIN Population 5 MT  
100%

## Bakery Management

## Availability

Always Available Fairly Available Not Available

Bakery Owner 2 (100%)  
Private Investor 0 (0%)  
LC 0 (0%)  
Employee 0 (0%)  
Other 0 (0%)



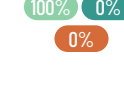
### Local Flour



### Imported Flour



### Fuel



## Support Status

Never Received Support 0 (0%)  
Used to Receive Support 0 (0%)  
Currently Receive Support 2 (100%)

Type of Support

Rehabilitation 0%  
Operational Support 0%  
Flour 50%  
Yeast 50%

Source of Support

NGO LC AFAD  
0 0 0  
0 0 0  
2 0 0  
2 0 0

## Source and Price of Flour

Imported Flour 410-410 \$/MT  
Local Flour 390-400 \$/MT  
89% 11%

Trader 100%  
Mill 0%  
LC 0%  
NGO 0%  
AFAD 0%



MILLS

N/A

## Mills Status

Non-Operational N/A 0%  
Operational N/A

### Reasons for Non-Operation

N/A

N/A

### Functionality

Full N/A (0%)  
Partial N/A (0%)

### Ownership

Public N/A (0%)  
Private N/A (0%)  
Mix N/A (0%)

### Reasons for Limited Functionality

N/A

N/A

N/A



MILLS SOURCE OF WHEAT N/A

## Milling Capacity

Maximum Capacity N/A MT  
Current Capacity N/A MT

Production Functionality N/A%

## Market Actors Supplied by Mills

Bakeries Supplied N/A  
Traders Supplied N/A



SILOS

N/A

## Silos Status

Non-Operational N/A 0%  
Operational N/A

### Functionality

Full N/A (0%)  
Partial N/A (N/A%)

### Ownership

Public N/A (0%)  
Private N/A (0%)

### Reasons for Non-Operation

N/A



SILOS SOURCE OF WHEAT N/A

## Needed Support for Silos

Building Rehabilitation N/A  
Machine Rehabilitation N/A  
Estimated Cost of Machines and Rehabilitation \$ N/A

## Silos Capacity

Silos Maximum Storage Capacity N/A MT

# Mapping of Wheat-to-Bread Processing Facilities

Idleb November 2021



WHOLE OF SYRIA (WoS)  
FOOD SECURITY SECTOR  
Strengthening Humanitarian Response



DISTRICT: Harim  
SUB-DISTRICT: Dana



TOTAL POPULATION 1,126,535  
PIN 1,089,705



## BAKERIES

37

### Bakery Status

Non-Operational 0  
Operational 37



### Reasons for Non-Operation

N/A

N/A

N/A

### Functionality

Full 12 (32%)  
Partial 25 (68%)

### Ownership

Public 1 (3%)  
Private 35 (94%)  
Mix 1 (3%)



## CURRENCY USED

USD 0%

TL 100%

SYP 0%



## QUALITY CONTROL (LAB TESTING)

37

### Bread Production

#### Daily Production (MT)

Subsidized Bread 36  
Unsubsidized Bread 134  
Tourist Bread 10  
Free Bread (NGO) 13  
Others 0

#### Price (TL) /KG

1-6  
6-6  
6-6

Daily Production 193 MT  
Full Daily Capacity 338 MT

Current Productivity 57%



Daily Bread Needs of Total Population 372 MT

Subsidized Bread Availability to PIN 10%



Daily Bread Needs of PIN Population 360 MT

Average Subsidized Bread Package Weight 925g  
Average Unsubsidized Bread Package Weight 450g

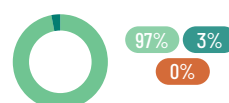
### Bakery Management

### Availability

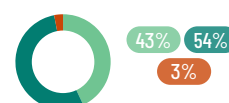
Always Available Fairly Available Not Available

Bakery Owner 32 (86%)  
Private Investor 0 (0%)  
LC 1 (3%)  
Employee 3 (8%)  
Other 0 (0%)

#### Bread



#### Local Flour



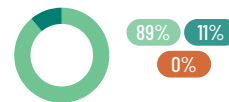
#### Imported Flour



#### Yeast



#### Fuel



### Support Status

Never Received Support 31 (84%)  
Used to Receive Support 0 (0%)  
Currently Receive Support 6 (16%)

#### Type of Support

Rehabilitation 0%  
Operational Support 0%  
Flour 67%  
Yeast 33%

#### Source of Support

NGO 0  
LC 0  
AFAD 0  
0  
0  
6  
3

### Source and Price of Flour

Imported Flour 420-450 \$/MT  
Local Flour 400-430 \$/MT  
94% 6%

Trader 93%  
Mill 0%  
LC 0%  
NGO 5%  
AFAD 0%  
86%  
14%  
0%  
0%  
0%



## MILLS

1

### Mills Status

Non-Operational 0  
Operational 1



### Functionality

Full 0 (0%)  
Partial 1 (0%)

### Reasons for Limited Functionality

High Operational Costs

### Ownership

Public 0 (0%)  
Private 1 (100%)  
Mix 0 (0%)

Fuel/Electricity Shortages

N/A



### MILLS SOURCE OF WHEAT

Farmers, Traders

### Milling Capacity

Maximum Capacity 275 MT  
Current Capacity 140 MT

Production Functionality 51%

### Market Actors Supplied by Mills

Bakeries Supplied 30  
Traders Supplied 5



## SILOS

N/A



### SILOS SOURCE OF WHEAT

N/A

### Silos Status

Non-Operational N/A  
Operational N/A 0%

### Functionality

Full N/A (0%)  
Partial N/A (N/A%)

### Ownership

Public N/A (0%)  
Private N/A (0%)

Reasons for Non-Operation N/A

### Needed Support for Silos

Building Rehabilitation N/A  
Machine Rehabilitation N/A  
Estimated Cost of Machines and Rehabilitation \$ N/A

### Silos Capacity

Silos Maximum Storage Capacity N/A MT

# Mapping of Wheat-to-Bread Processing Facilities

Aleppo November 2021



WHOLE OF SYRIA (WoS)  
FOOD SECURITY SECTOR  
Strengthening Humanitarian Response



DISTRICT: Jebel Saman  
SUB-DISTRICT: Daret Azza



TOTAL POPULATION 67,942  
PIN 54,315



BAKERIES

5

## Bakery Status

Non-Operational 0  
Operational 5



## Reasons for Non-Operation

N/A

N/A

N/A

## Functionality

Full 1 (20%)  
Partial 4 (80%)

## Ownership

Public 1 (20%)  
Private 4 (80%)  
Mix 0 (0%)



CURRENCY USED

USD 0%

TL 100%

SYP 0%



QUALITY CONTROL (LAB TESTING)

2

## Bread Production

## Daily Production (MT)

Subsidized Bread 9  
Unsubsidized Bread 13  
Tourist Bread 7  
Free Bread (NGO) 0  
Others 0

Price (TL) /KG

2-2

6-6

6-6

Daily Production 29 MT

Full Daily Capacity 56 MT

Current Productivity

54%

Daily Bread Needs of Total Population 22 MT

Subsidized Bread Availability to PIN

52%

Daily Bread Needs of PIN Population 18 MT

Average Subsidized Bread Package Weight 1,200g

Average Unsubsidized Bread Package Weight 450g

## Bakery Management

## Availability

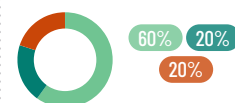
Always Available Fairly Available Not Available

Bakery Owner 4 (80%)  
Private Investor 0 (0%)  
LC 0 (0%)  
Employee 1 (20%)  
Other 0 (0%)

## Bread



## Local Flour



## Imported Flour



## Yeast



## Fuel



## Support Status

Never Received Support 3 (60%)  
Used to Receive Support 0 (0%)  
Currently Receive Support 2 (40%)

Type of Support

Rehabilitation 0%  
Operational Support 40%  
Flour 40%  
Yeast 20%

Source of Support

NGO 0 LC 0 AFAD 0  
2 0 0  
2 0 0  
1 0 0

## Source and Price of Flour

Imported Flour 420-520 \$/MT  
100%

Local Flour 390-430 \$/MT  
0%

Trader 100%  
Mill 0%  
LC 0%  
NGO 0%  
AFAD 0%



MILLS

N/A



MILLS SOURCE OF WHEAT N/A



SILOS

N/A



SILOS SOURCE OF WHEAT N/A

## Mills Status

## Milling Capacity

## Silos Status

## Needed Support for Silos

Non-Operational N/A 0%  
Operational N/A

## Functionality

Full N/A (0%)  
Partial N/A (0%)

## Reasons for Limited Functionality

N/A

N/A

## Ownership

Public N/A (0%)  
Private N/A (0%)  
Mix N/A (0%)

Maximum Capacity N/A MT  
Current Capacity N/A MT

Production Functionality N/A%

## Market Actors Supplied by Mills

Bakeries Supplied N/A  
Traders Supplied N/A

Non-Operational N/A 0%  
Operational N/A

## Functionality

Full N/A (0%)  
Partial N/A (N/A%)

## Ownership

Public N/A (0%)  
Private N/A (0%)

Reasons for Non-Operation N/A

Building Rehabilitation N/A  
Machine Rehabilitation N/A  
Estimated Cost of Machines and Rehabilitation \$ N/A

## Silos Capacity

Silos Maximum Storage Capacity N/A MT



# Mapping of Wheat-to-Bread Processing Facilities

Idleb November 2021



WHOLE OF SYRIA (WoS)  
FOOD SECURITY SECTOR  
Strengthening Humanitarian Response



DISTRICT: Jisr-Ash-Shugur  
SUB-DISTRICT: Darkosh



## BAKERIES

1



CURRENCY USED

USD 0%

TL 100%

SYP 0%



QUALITY CONTROL  
(LAB TESTING)

1

### Bakery Status

Non-Operational 0  
Operational 1



#### Reasons for Non-Operation

N/A

N/A

N/A

#### Functionality

Full 0 (0%)  
Partial 1 (100%)

#### Ownership

Public 0 (0%)  
Private 1 (100%)  
Mix 0 (0%)

### Bread Production

#### Daily Production (MT)

Subsidized Bread 0  
Unsubsidized Bread 1  
Tourist Bread 0  
Free Bread (NGO) 0  
Others 0

Price (TL) /KG

N/A

6-6

N/A

Daily Production 1 MT  
Full Daily Capacity 12 MT

Current Productivity



Daily Bread Needs of Total Population 29 MT

Subsidized Bread Availability to PIN



Daily Bread Needs of PIN Population 18 MT

TOTAL POPULATION 87,166

PIN 53,547

### Bakery Management

Bakery Owner 0 (0%)  
Private Investor 1 (100%)  
LC 0 (0%)  
Employee 0 (0%)  
Other 0 (0%)

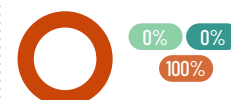
### Availability

Always Available Fairly Available Not Available

#### Bread



#### Local Flour



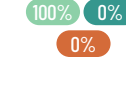
#### Imported Flour



#### Yeast



#### Fuel



### Support Status

Never Received Support 0 (0%)  
Used to Receive Support 1 (100%)  
Currently Receive Support 0 (0%)

Type of Support

Rehabilitation 0%  
Operational Support 0%  
Flour 50%  
Yeast 50%

Source of Support

NGO 0  
LC 0  
AFAD 0  
NGO 0  
LC 0  
AFAD 0  
NGO 1  
LC 0  
AFAD 0  
NGO 1  
LC 0  
AFAD 0

### Source and Price of Flour

Imported Flour 420-420 \$/MT  
100%

Local Flour 390-390 \$/MT  
0%

Trader 100%  
Mill 0%  
LC 0%  
NGO 0%  
AFAD 0%

0%  
0%  
0%  
0%  
0%



## MILLS

N/A



MILLS SOURCE OF WHEAT

N/A



## SILOS

N/A



SILOS SOURCE OF WHEAT

N/A

### Mills Status

Non-Operational N/A 0%  
Operational N/A

#### Functionality

Full N/A (0%)  
Partial N/A (0%)

#### Reasons for Limited Functionality

N/A

#### Ownership

Public N/A (0%)  
Private N/A (0%)  
Mix N/A (0%)

N/A

N/A

### Milling Capacity

Maximum Capacity N/A MT  
Current Capacity N/A MT

Production Functionality N/A%

### Market Actors Supplied by Mills

Bakeries Supplied N/A  
Traders Supplied N/A

### Silos Status

Non-Operational N/A 0%  
Operational N/A

#### Functionality

Full N/A (0%)  
Partial N/A (N/A%)

#### Ownership

Public N/A (0%)  
Private N/A (0%)

Reasons for Non-Operation N/A

### Needed Support for Silos

Building Rehabilitation N/A  
Machine Rehabilitation N/A  
Estimated Cost of Machines and Rehabilitation \$ N/A

### Silos Capacity

Silos Maximum Storage Capacity N/A MT

# Mapping of Wheat-to-Bread Processing Facilities

Idleb November 2021



WHOLE OF SYRIA (WoS)  
FOOD SECURITY SECTOR  
Strengthening Humanitarian Response



DISTRICT: Ariha  
SUB-DISTRICT: Ehsem



TOTAL POPULATION 32,102  
PIN 12,020



**BAKERIES**

**19**

## Bakery Status



### Reasons for Non-Operation

N/A

N/A

N/A

### Functionality

Full 0 (0%)  
Partial 3 (100%)

### Ownership

Public 2 (67%)  
Private 1 (33%)  
Mix 0 (0%)



**CURRENCY USED**

USD 0%

TL 100%

SYP 0%



**QUALITY CONTROL**  
(LAB TESTING)

**3**

## Bread Production

### Daily Production (MT)

Subsidized Bread 0  
Unsubsidized Bread 8  
Tourist Bread 0  
Free Bread (NGO) 0  
Others 0

Price (TL) /KG

1-1

6-6

N/A

Daily Production 8 MT

Full Daily Capacity 36 MT

Current Productivity

22%

Daily Bread Needs of Total Population 11 MT

Subsidized Bread Availability to PIN

2%

Daily Bread Needs of PIN Population 4 MT

Average Subsidized Bread Package Weight 800g

Average Unsubsidized Bread Package Weight 450g

## Bakery Management

## Availability

Always Available Fairly Available Not Available

Bakery Owner 1 (34%)

Private Investor 0 (0%)

LC 1 (33%)

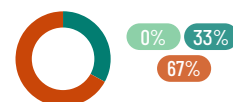
Employee 0 (0%)

Other 1 (33%)

### Bread



### Local Flour



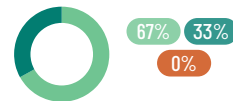
### Imported Flour



### Yeast



### Fuel



## Support Status

Never Received Support 2 (67%)  
Used to Receive Support 1 (33%)  
Currently Receive Support 0 (0%)

Type of Support

Rehabilitation 0%  
Operational Support 0%  
Flour 100%  
Yeast 0%

Source of Support

NGO LC AFAD  
0 0 0  
0 0 0  
1 0 0  
0 0 0

## Source and Price of Flour

Imported Flour 400-440 \$/MT  
83%

Local Flour 425-430 \$/MT  
17%

Trader 67%  
Mill 0%  
LC 0%  
NGO 0%  
AFAD 0%



**MILLS**

**8**

## Mills Status

Non-Operational 8  
Operational 0



### Reasons for Non-Operation

N/A

N/A

### Functionality

Full 0 (0%)  
Partial 0 (0%)

### Ownership

Public 0 (0%)  
Private 0 (0%)  
Mix 0 (0%)

### Reasons for Limited Functionality

N/A

N/A

N/A



**MILLS SOURCE OF WHEAT**

N/A

## Milling Capacity

Maximum Capacity 0 MT  
Current Capacity 0 MT

Production Functionality N/A%

## Market Actors Supplied by Mills

Bakeries Supplied 0  
Traders Supplied 0



**SILOS**

**N/A**

## Silos Status

Non-Operational N/A  
Operational N/A 0%

### Functionality

Full N/A (0%)  
Partial N/A (N/A%)

### Ownership

Public N/A (0%)  
Private N/A (0%)

Reasons for Non-Operation N/A



**SILOS SOURCE OF WHEAT**

N/A

## Needed Support for Silos

Building Rehabilitation N/A

Machine Rehabilitation N/A

Estimated Cost of Machines and Rehabilitation \$ N/A

## Silos Capacity

Silos Maximum Storage Capacity N/A MT

# Mapping of Wheat-to-Bread Processing Facilities

Ar-Raqqa November 2021



WHOLE OF SYRIA (WoS)  
FOOD SECURITY SECTOR  
Strengthening Humanitarian Response



DISTRICT: Tell Abiad  
SUB-DISTRICT: Ein Issa



TOTAL POPULATION  
37,723

PIN  
19,382



BAKERIES

2

## Bakery Status



### Reasons for Non-Operation

High Operational Cost

No Access to Support

Machines Need Rehabilitation

### Functionality

Full 0 (0%)  
Partial 1 (100%)

### Ownership

Public 0 (0%)  
Private 2 (100%)  
Mix 0 (0%)



CURRENCY  
USED

USD  
0%

TL  
100%

SYP  
0%



QUALITY CONTROL  
(LAB TESTING)

0

## Bread Production

### Daily Production (MT)

Subsidized Bread 3  
Unsubsidized Bread 0  
Tourist Bread 0  
Free Bread (NGO) 0  
Others 0

Price (TL) /KG

4-4

N/A

N/A

Average Subsidized Bread Package Weight 1,000g

Average Unsubsidized Bread Package Weight N/Ag

Daily Production 3 MT

Full Daily Capacity 10 MT

Current  
Productivity

30%

Daily Bread Needs  
of Total Population 12 MT

Subsidized Bread  
Availability to PIN

45%

Daily Bread Needs  
of PIN Population 6 MT

## Bakery Management

## Availability

Always Available Fairly Available Not Available

### Bread



### Local Flour



### Imported Flour



### Yeast



### Fuel



## Support Status

Never Received Support 1 (100%)  
Used to Receive Support 0 (0%)  
Currently Receive Support 0 (0%)

Type of Support

Rehabilitation 0%  
Operational Support 0%  
Flour 0%  
Yeast 0%

Source of Support

NGO LC AFAD  
0 0 0  
0 0 0  
0 0 0  
0 0 0

## Source and Price of Flour

Imported Flour  
360-360 \$/MT

100%

Local Flour  
370-370 \$/MT

0%

Trader 0%  
Mill 0%  
LC 100%  
NGO 0%  
AFAD 0%

0%  
0%  
0%  
0%  
0%



MILLS

N/A



MILLS SOURCE OF WHEAT N/A



SILOS

N/A



SILOS SOURCE OF WHEAT N/A

## Mills Status

Non-Operational N/A 0%  
Operational N/A

### Reasons for Non-Operation

N/A

N/A

### Functionality

Full N/A (0%)  
Partial N/A (0%)

### Ownership

Public N/A (0%)  
Private N/A (0%)  
Mix N/A (0%)

### Reasons for Limited Functionality

N/A

N/A

N/A



MILLS SOURCE OF WHEAT N/A

## Milling Capacity

Maximum Capacity N/A MT  
Current Capacity N/A MT

Production  
Functionality N/A%

## Market Actors Supplied by Mills

Bakeries Supplied N/A  
Traders Supplied N/A



SILOS

N/A

## Silos Status

Non-Operational N/A 0%  
Operational N/A

### Functionality

Full N/A (0%)  
Partial N/A (N/A%)

### Ownership

Public N/A (0%)  
Private N/A (0%)

### Reasons for Non- Operation

N/A

## Needed Support for Silos

Building Rehabilitation N/A

Machine Rehabilitation N/A

Estimated Cost of Machines  
and Rehabilitation \$ N/A

## Silos Capacity

Silos Maximum  
Storage Capacity N/A MT

# Mapping of Wheat-to-Bread Processing Facilities

Aleppo November 2021



WHOLE OF SYRIA (WoS)  
FOOD SECURITY SECTOR  
Strengthening Humanitarian Response



DISTRICT: Jarablus  
SUB-DISTRICT: Ghandorah



TOTAL POPULATION  
30,387

PIN  
18,281



BAKERIES

8

## Bakery Status



### Reasons for Non-Operation

No Access to Support

N/A

N/A

### Functionality

● Full 0 (0%)  
● Partial 7 (100%)

### Ownership

● Public 1 (12%)  
● Private 7 (88%)  
● Mix 0 (0%)



CURRENCY USED

USD 0%

TL 100%

SYP 0%

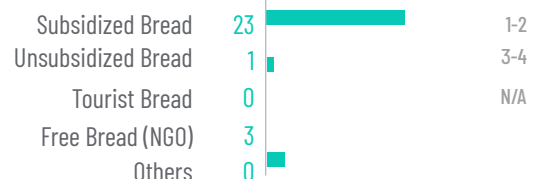


QUALITY CONTROL  
(LAB TESTING)

1

## Bread Production

### Daily Production (MT)



Average Subsidized Bread Package Weight 775g

Average Unsubsidized Bread Package Weight 500g

Daily Production 27 MT

Full Daily Capacity 55 MT

Current Productivity



Daily Bread Needs of Total Population 10 MT

Subsidized Bread Availability to PIN



Daily Bread Needs of PIN Population 6 MT

## Bakery Management

## Availability

● Always Available ● Fairly Available ● Not Available

### Bread



### Local Flour



### Imported Flour



### Yeast



### Fuel



## Support Status

Never Received Support 0 (0%)  
Used to Receive Support 0 (0%)  
Currently Receive Support 7 (100%)

Type of Support

Rehabilitation 0%  
Operational Support 0%  
Flour 89%  
Yeast 11%

Source of Support

NGO LC AFAD  
0 0 0  
0 0 0  
1 0 1  
0 0 1

## Source and Price of Flour

Imported Flour 375-420 \$/MT  
83%

Local Flour 240-250 \$/MT  
17%

Trader 25%  
Mill 0%  
LC 0%  
NGO 10%  
AFAD 65%



MILLS

1



MILLS SOURCE OF WHEAT

Farmers, Traders



SILOS

N/A



SILOS SOURCE OF WHEAT N/A

## Mills Status

## Milling Capacity

## Silos Status

## Needed Support for Silos



### Reasons for Non-Operation

N/A

N/A

### Functionality

● Full 0 (0%)  
● Partial 1 (100%)

### Ownership

● Public 0 (0%)  
● Private 1 (100%)  
● Mix 0 (0%)

### Reasons for Limited Functionality

Wheat Shortage

N/A

N/A

Maximum Capacity 140 MT  
Current Capacity 140 MT

Production Functionality 100%

## Market Actors Supplied by Mills

Bakeries Supplied 2  
Traders Supplied 2

● Non-Operational N/A 0%  
● Operational N/A

### Functionality

● Full N/A (0%)  
● Partial N/A (N/A%)

### Ownership

● Public N/A (0%)  
● Private N/A (0%)

Reasons for Non-Operation N/A

Building Rehabilitation N/A  
Machine Rehabilitation N/A  
Estimated Cost of Machines and Rehabilitation \$ N/A

## Silos Capacity

Silos Maximum Storage Capacity N/A MT

# Mapping of Wheat-to-Bread Processing Facilities

Idleb November 2021



WHOLE OF SYRIA (WoS)  
FOOD SECURITY SECTOR  
Strengthening Humanitarian Response



DISTRICT: Harim  
SUB-DISTRICT: Harim



TOTAL POPULATION 71,424  
PIN 41,808

## BAKERIES

4

### Bakery Status



#### Reasons for Non-Operation

N/A  
N/A  
N/A

Functionality  
● Full 1 (25%)  
● Partial 3 (75%)

#### Ownership

Public 0 (0%)  
Private 4 (100%)  
Mix 0 (0%)

## CURRENCY USED

USD 43%  
TL 57%  
SYP 0%



## QUALITY CONTROL (LAB TESTING)

4

### Bread Production

#### Daily Production (MT)

Subsidized Bread 0  
Unsubsidized Bread 5  
Tourist Bread 0  
Free Bread (NGO) 0  
Others 0

#### Price (TL) /KG

N/A  
5-6  
N/A

Daily Production 5 MT  
Full Daily Capacity 45 MT

Current Productivity 11%



Daily Bread Needs of Total Population 24 MT

Subsidized Bread Availability to PIN



Daily Bread Needs of PIN Population 14 MT

Average Subsidized Bread Package Weight N/Ag

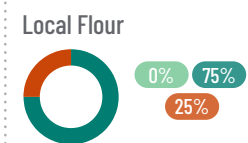
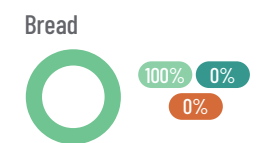
Average Unsubsidized Bread Package Weight 506g

### Bakery Management

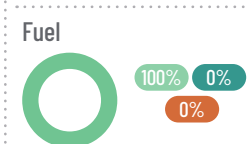
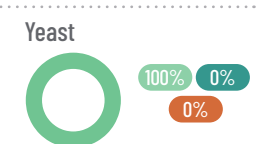
Bakery Owner 4 (100%)  
Private Investor 0 (0%)  
LC 0 (0%)  
Employee 0 (0%)  
Other 0 (0%)

### Availability

● Always Available ● Fairly Available ● Not Available



#### Imported Flour



### Support Status

Never Received Support 4 (100%)  
Used to Receive Support 0 (0%)  
Currently Receive Support 0 (0%)

#### Type of Support

Rehabilitation 0%  
Operational Support 0%  
Flour 0%  
Yeast 0%

#### Source of Support

NGO 0  
LC 0  
AFAD 0

### Source and Price of Flour

Imported Flour 400-420 \$/MT  
Local Flour 380-420 \$/MT  
100% 0%

Trader 100%  
Mill 0%  
LC 0%  
NGO 0%  
AFAD 0%



MILLS N/A

### Mills Status

● Non-Operational N/A 0%  
● Operational N/A

#### Reasons for Non-Operation

N/A  
N/A

Functionality  
● Full N/A (0%)  
● Partial N/A (0%)

#### Ownership

Public N/A (0%)  
Private N/A (0%)  
Mix N/A (0%)

#### Reasons for Limited Functionality

N/A  
N/A  
N/A



MILLS SOURCE OF WHEAT N/A

### Milling Capacity

Maximum Capacity N/A MT  
Current Capacity N/A MT

Production Functionality N/A%

### Market Actors Supplied by Mills

Bakeries Supplied N/A  
Traders Supplied N/A



SILOS N/A

### Silos Status

● Non-Operational N/A 0%  
● Operational N/A

#### Functionality

● Full N/A (0%)  
● Partial N/A (N/A%)

#### Ownership

Public N/A (0%)  
Private N/A (0%)

#### Reasons for Non-Operation

N/A



SILOS SOURCE OF WHEAT N/A

### Needed Support for Silos

Building Rehabilitation N/A  
Machine Rehabilitation N/A  
Estimated Cost of Machines and Rehabilitation \$ N/A

### Silos Capacity

Silos Maximum Storage Capacity N/A MT



# Mapping of Wheat-to-Bread Processing Facilities

Idleb November 2021



WHOLE OF SYRIA (WoS)  
FOOD SECURITY SECTOR  
Strengthening Humanitarian Response



DISTRICT: Idleb  
SUB-DISTRICT: Idleb



TOTAL POPULATION 295,287  
PIN 180,140



**BAKERIES**

**10**



**CURRENCY USED**

USD 0%

TL 100%

SYP 0%



**QUALITY CONTROL**  
(LAB TESTING)

**8**

## Bakery Status

Non-Operational 0  
Operational 10



## Reasons for Non-Operation

N/A

N/A

N/A

## Functionality

Full 5 (50%)  
Partial 5 (50%)

## Ownership

Public 0 (0%)  
Private 10 (100%)  
Mix 0 (0%)

## Bread Production

## Daily Production (MT)

Subsidized Bread 0  
Unsubsidized Bread 44  
Tourist Bread 0  
Free Bread (NGO) 4  
Others 0

Price (TL) /KG

N/A  
6-6  
N/A

Daily Production 48 MT  
Full Daily Capacity 94 MT

Current Productivity

51%

Daily Bread Needs of Total Population 97 MT

Subsidized Bread Availability to PIN

0%

Daily Bread Needs of PIN Population 59 MT

## Bakery Management

## Availability

Always Available Fairly Available Not Available

Bakery Owner 10 (100%)  
Private Investor 0 (0%)  
LC 0 (0%)  
Employee 0 (0%)  
Other 0 (0%)

## Bread



## Local Flour



## Imported Flour



## Yeast



## Fuel



## Support Status

Never Received Support 9 (90%)  
Used to Receive Support 0 (0%)  
Currently Receive Support 1 (10%)

Type of Support

Rehabilitation 0%  
Operational Support 33%  
Flour 33%  
Yeast 33%

Source of Support

NGO 0  
LC 0  
AFAD 0  
1 0 0  
1 0 0  
1 0 0

## Source and Price of Flour

Imported Flour 420-450 \$/MT  
100%

Local Flour 400-425 \$/MT  
0%

Trader 80%  
Mill 0%  
LC 0%  
NGO 0%  
AFAD 0%



**MILLS**

**N/A**



MILLS SOURCE OF WHEAT N/A



**SILOS**

**N/A**



SILOS SOURCE OF WHEAT N/A

## Mills Status

## Functionality

Full N/A (0%)  
Partial N/A (0%)

## Reasons for Limited Functionality

N/A

## Ownership

Public N/A (0%)  
Private N/A (0%)  
Mix N/A (0%)

## Reasons for Non-Operation

N/A

N/A

## Milling Capacity

Maximum Capacity N/A MT  
Current Capacity N/A MT

Production Functionality N/A%

## Market Actors Supplied by Mills

Bakeries Supplied N/A  
Traders Supplied N/A

## Silos Status

Non-Operational N/A 0%  
Operational N/A

## Functionality

Full N/A (0%)  
Partial N/A (N/A%)

## Ownership

Public N/A (0%)  
Private N/A (0%)

## Reasons for Non-Operation

N/A

## Needed Support for Silos

Building Rehabilitation N/A  
Machine Rehabilitation N/A  
Estimated Cost of Machines and Rehabilitation \$ N/A

## Silos Capacity

Silos Maximum Storage Capacity N/A MT

# Mapping of Wheat-to-Bread Processing Facilities

Aleppo November 2021



WHOLE OF SYRIA (WoS)  
FOOD SECURITY SECTOR  
Strengthening Humanitarian Response



DISTRICT: Afrin  
SUB-DISTRICT: Jandairis



TOTAL POPULATION 94,530  
PIN 30,320



BAKERIES

7

## Bakery Status



### Reasons for Non-Operation

N/A

N/A

N/A

### Functionality

Full 0 (0%)  
Partial 6 (100%)

### Ownership

Public 0 (0%)  
Private 7 (100%)  
Mix 0 (0%)



CURRENCY USED

USD 0%

TL 50%

SYP 50%



QUALITY CONTROL (LAB TESTING)

1

## Bread Production

### Daily Production (MT)

Subsidized Bread 0  
Unsubsidized Bread 24  
Tourist Bread 0  
Free Bread (NGO) 4  
Others 0

Price (TL) /KG

N/A

5-5

N/A

Average Subsidized Bread Package Weight N/Ag

Average Unsubsidized Bread Package Weight 530g

Daily Production 28 MT

Full Daily Capacity 51 MT

Current Productivity

57%

Daily Bread Needs of Total Population 31 MT

Subsidized Bread Availability to PIN

Daily Bread Needs of PIN Population 10 MT

0%

## Bakery Management

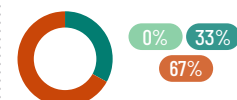
## Availability

Always Available Fairly Available Not Available

### Bread



### Local Flour



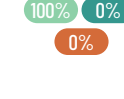
### Imported Flour



### Yeast



### Fuel



## Support Status

Never Received Support 5 (83%)  
Used to Receive Support 0 (0%)  
Currently Receive Support 1 (17%)

Type of Support

Rehabilitation 0%  
Operational Support 50%  
Flour 50%  
Yeast 0%

Source of Support

NGO 0  
LC 0  
AFAD 0

## Source and Price of Flour

Imported Flour 420-425 \$/MT  
100%

Local Flour 400-410 \$/MT  
0%

Trader 100%  
Mill 0%  
LC 0%  
NGO 0%  
AFAD 0%

0%  
0%  
0%  
0%  
0%



MILLS

N/A

## Mills Status

### Functionality

Full N/A (0%)  
Partial N/A (0%)

### Reasons for Limited Functionality

N/A

N/A

### Ownership

Public N/A (0%)  
Private N/A (0%)  
Mix N/A (0%)

N/A

N/A



MILLS SOURCE OF WHEAT N/A

## Milling Capacity

Maximum Capacity N/A MT  
Current Capacity N/A MT

Production Functionality N/A%

## Market Actors Supplied by Mills

Bakeries Supplied N/A  
Traders Supplied N/A



SILOS

N/A

## Silos Status

Non-Operational N/A 0%  
Operational N/A

### Functionality

Full N/A (0%)  
Partial N/A (N/A%)

### Ownership

Public N/A (0%)  
Private N/A (0%)

Reasons for Non-Operation N/A



SILOS SOURCE OF WHEAT N/A

## Needed Support for Silos

Building Rehabilitation N/A

Machine Rehabilitation N/A

Estimated Cost of Machines and Rehabilitation \$ N/A

## Silos Capacity

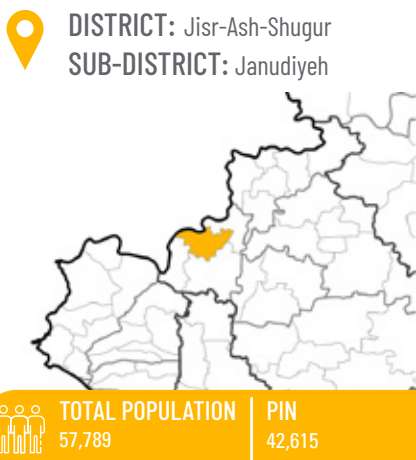
Silos Maximum Storage Capacity N/A MT

# Mapping of Wheat-to-Bread Processing Facilities

Idleb November 2021



WHOLE OF SYRIA (WoS)  
FOOD SECURITY SECTOR  
Strengthening Humanitarian Response



BAKERIES 3		CURRENCY USED USD 0% TL 100% SYP 0%			QUALITY CONTROL (LAB TESTING) 3				
Bakery Status		Bread Production							
<div><div>Non-Operational 0</div><div>Operational 3</div><div>100%</div></div> <div>Reasons for Non-Operation</div> <div>N/A</div> <div>N/A</div> <div>N/A</div>		<div>Functionality</div> <div><div>Full 3 (100%)</div><div>Partial 0 (0%)</div></div> <div>Ownership</div> <div><div>Public 0 (0%)</div><div>Private 3 (100%)</div><div>Mix 0 (0%)</div></div>			<div>Daily Production (MT)</div> <div><div>Subsidized Bread 3</div><div>Unsubsidized Bread 10</div><div>Tourist Bread 1</div><div>Free Bread (NGO) 0</div><div>Others 0</div></div> <div>Price (TL) /KG</div> <div><div>3-3</div><div>6-6</div><div>6-6</div></div> <div>Average Subsidized Bread Package Weight 1,000g</div> <div>Average Unsubsidized Bread Package Weight 450g</div>			<div>Daily Production 14 MT</div> <div>Full Daily Capacity 24 MT</div> <div>Daily Bread Needs of Total Population 19 MT</div> <div>Daily Bread Needs of PiN Population 14 MT</div> <div>Current Productivity 58%</div> <div>Subsidized Bread Availability to PiN 23%</div>	
Availability		Support Status			Source and Price of Flour				
<div><div>Always Available</div><div>Fairly Available</div><div>Not Available</div></div> <div><div>Local Flour</div><div>100% 0% 0%</div></div> <div><div>Imported Flour</div><div>0% 33% 67%</div></div> <div><div>Fuel</div><div>100% 0% 0%</div></div> <div><div>Fuel</div><div>67% 33% 0%</div></div>		<div>Never Received Support 2 (67%)</div> <div>Used to Receive Support 0 (0%)</div> <div>Currently Receive Support 1 (33%)</div> <div><div>Type of Support</div><div>Rehabilitation 0%</div><div>Operational Support 0%</div><div>Flour 50%</div><div>Yeast 50%</div><div>Source of Support</div><div>NGO LC AFAD</div><div>0 0 0</div><div>0 0 0</div><div>1 0 0</div><div>1 0 0</div></div>			<div>Imported Flour 450-450 \$/MT</div> <div>Local Flour 400-420 \$/MT</div> <div>100% 0%</div> <div><div>Trader 100%</div><div>Mill 0%</div><div>LC 0%</div><div>NGO 0%</div><div>AFAD 0%</div></div> <div><div>0%</div><div>0%</div><div>0%</div><div>0%</div><div>0%</div></div>				



MILLS

N/A



MILLS SOURCE OF WHEAT

N/A



SILOS

N/A



SILOS SOURCE OF WHEAT

N/A

## Mills Status

Non-Operational N/A 0%  
Operational N/A

Reasons for Non-Operation

N/A

N/A

**Functionality**  
Full N/A (0%)  
Partial N/A (0%)

**Ownership**  
Public N/A (0%)  
Private N/A (0%)  
Mix N/A (0%)

Reasons for Limited Functionality

N/A

N/A

N/A



## Milling Capacity

Maximum Capacity N/A MT  
Current Capacity N/A MT

Production Functionality N/A%

## Market Actors Supplied by Mills

Bakeries Supplied N/A  
Traders Supplied N/A



## Silos Status

Non-Operational N/A 0%  
Operational N/A

**Functionality**  
Full N/A (0%)  
Partial N/A (N/A%)

**Ownership**  
Public N/A (0%)  
Private N/A (0%)

Reasons for Non-Operation N/A

## Needed Support for Silos

Building Rehabilitation N/A  
Machine Rehabilitation N/A  
Estimated Cost of Machines and Rehabilitation \$ N/A

## Silos Capacity

Silos Maximum Storage Capacity N/A MT

# Mapping of Wheat-to-Bread Processing Facilities

Aleppo November 2021



WHOLE OF SYRIA (WoS)  
FOOD SECURITY SECTOR  
Strengthening Humanitarian Response



DISTRICT: Jarablus  
SUB-DISTRICT: Jarablus



TOTAL POPULATION 82,055  
PIN 57,483



## BAKERIES

11



## CURRENCY USED

USD 0%

TL 100%

SYP 0%



## QUALITY CONTROL (LAB TESTING)

1

### Bakery Status

Non-Operational 0  
Operational 11



### Reasons for Non-Operation

N/A  
N/A  
N/A

### Functionality

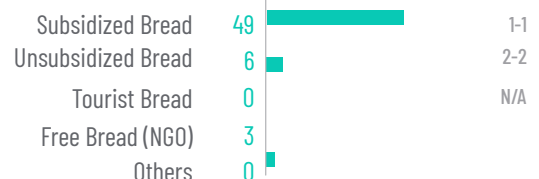
Full 0 (0%)  
Partial 11 (100%)

### Ownership

Public 1 (9%)  
Private 10 (91%)  
Mix 0 (0%)

### Bread Production

#### Daily Production (MT)



Price (TL) /KG

1-1  
2-2  
N/A

Daily Production 58 MT

Full Daily Capacity 110 MT

Current Productivity

53%

Daily Bread Needs of Total Population 27 MT

Subsidized Bread Availability to PIN

100%

Daily Bread Needs of PIN Population 19 MT

Average Subsidized Bread Package Weight 700g

Average Unsubsidized Bread Package Weight 600g

### Bakery Management

### Availability

Always Available Fairly Available Not Available

Bakery Owner 7 (64%)  
Private Investor 0 (0%)  
LC 0 (0%)  
Employee 4 (36%)  
Other 0 (0%)

#### Bread



#### Local Flour



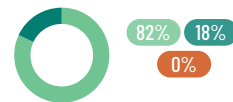
#### Imported Flour



#### Yeast



#### Fuel



### Support Status

Never Received Support 0 (0%)  
Used to Receive Support 0 (0%)  
Currently Receive Support 11 (100%)

#### Type of Support

Rehabilitation 0%  
Operational Support 0%  
Flour 100%  
Yeast 0%

#### Source of Support

NGO 0  
LC 0  
AFAD 0

### Source and Price of Flour

Imported Flour 390-420 \$/MT  
81%

Local Flour 240-240 \$/MT  
19%

Trader 0%  
Mill 0%  
LC 0%  
NGO 0%  
AFAD 100%



## MILLS

1



### MILLS SOURCE OF WHEAT

Farmers, Traders, NGOs



## SILOS

N/A



### SILOS SOURCE OF WHEAT

N/A

### Mills Status

### Milling Capacity

### Silos Status

### Needed Support for Silos

Non-Operational 0  
Operational 1



### Functionality

Full 0 (0%)  
Partial 1 (0%)

### Reasons for Limited Functionality

Wheat Shortage

### Ownership

Public 1 (100%)  
Private 0 (0%)  
Mix 0 (0%)

Fuel/Electricity Shortages  
N/A

Maximum Capacity 324 MT

Current Capacity 216 MT

Production Functionality 67%

### Market Actors Supplied by Mills

Bakeries Supplied 24  
Traders Supplied 1

Non-Operational N/A  
Operational N/A 0%

### Functionality

Full N/A (0%)  
Partial N/A (N/A%)

### Ownership

Public N/A (0%)  
Private N/A (0%)

Reasons for Non-Operation N/A

Building Rehabilitation N/A  
Machine Rehabilitation N/A  
Estimated Cost of Machines and Rehabilitation \$ N/A

### Silos Capacity

Silos Maximum Storage Capacity N/A MT

# Mapping of Wheat-to-Bread Processing Facilities

Idleb November 2021



WHOLE OF SYRIA (WoS)  
FOOD SECURITY SECTOR  
Strengthening Humanitarian Response



DISTRICT: Jisr-Ash-Shugur  
SUB-DISTRICT: Jisr-Ash-Shugur



TOTAL POPULATION 103,591  
PIN 34,808

## BAKERIES

9

### Bakery Status



### Reasons for Non-Operation

Bombing/Shelling  
Displacement  
Security Issues

### Functionality

Full 2 (33%)  
Partial 4 (67%)

### Ownership

Public 2 (22%)  
Private 7 (78%)  
Mix 0 (0%)

## CURRENCY USED

USD 0%

TL 100%

SYP 0%



## QUALITY CONTROL (LAB TESTING)

6

### Bread Production

#### Daily Production (MT)

Subsidized Bread 15  
Unsubsidized Bread 12  
Tourist Bread 0  
Free Bread (NGO) 0  
Others 0

#### Price (TL) /KG

3-3  
5-6  
N/A

Daily Production 27 MT  
Full Daily Capacity 51 MT

Current Productivity 51%



Daily Bread Needs of Total Population 34 MT

Subsidized Bread Availability to PIN

100%

Daily Bread Needs of PIN Population 11 MT

Average Subsidized Bread Package Weight 1,000g

Average Unsubsidized Bread Package Weight 475g

### Bakery Management

### Availability

Always Available Fairly Available Not Available

Bakery Owner 4 (66%)  
Private Investor 1 (17%)  
LC 0 (0%)  
Employee 1 (17%)  
Other 0 (0%)

#### Bread



#### Local Flour



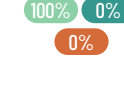
#### Imported Flour



#### Yeast



#### Fuel



### Support Status

Never Received Support 1 (17%)  
Used to Receive Support 1 (17%)  
Currently Receive Support 4 (66%)

#### Type of Support

Rehabilitation 0%  
Operational Support 0%  
Flour 56%  
Yeast 44%

#### Source of Support

NGO 0  
LC 0  
AFAD 0  
0  
0  
5  
4

### Source and Price of Flour

Imported Flour 427-455 \$/MT  
95%

Local Flour 400-425 \$/MT  
5%

Trader 67%  
Mill 0%  
LC 0%  
NGO 33%  
AFAD 0%

50%  
50%  
0%  
0%  
0%



## MILLS

N/A

### Mills Status

#### Functionality

Full N/A (0%)  
Partial N/A (0%)

#### Reasons for Limited Functionality

N/A  
N/A

#### Ownership

Public N/A (0%)  
Private N/A (0%)  
Mix N/A (0%)



## MILLS SOURCE OF WHEAT

N/A

### Milling Capacity

Maximum Capacity N/A MT  
Current Capacity N/A MT

Production Functionality N/A%

### Market Actors Supplied by Mills

Bakeries Supplied N/A  
Traders Supplied N/A



## SILOS

N/A

### Silos Status

Non-Operational N/A 0%  
Operational N/A

#### Functionality

Full N/A (0%)  
Partial N/A (N/A%)

#### Ownership

Public N/A (0%)  
Private N/A (0%)

Reasons for Non-Operation N/A



## SILOS SOURCE OF WHEAT

N/A

### Needed Support for Silos

Building Rehabilitation N/A  
Machine Rehabilitation N/A  
Estimated Cost of Machines and Rehabilitation \$ N/A

### Silos Capacity

Silos Maximum Storage Capacity N/A MT



# Mapping of Wheat-to-Bread Processing Facilities

Idleb November 2021



WHOLE OF SYRIA (WoS)  
FOOD SECURITY SECTOR  
Strengthening Humanitarian Response



DISTRICT: Harim  
SUB-DISTRICT: Kafr Takharim



TOTAL POPULATION 35,751  
PIN 31,364



## BAKERIES

3

### Bakery Status



### Reasons for Non-Operation

High Operational Cost  
Competition  
No Access to Support

### Functionality

Full 1 (50%)  
Partial 1 (50%)

### Ownership

Public 2 (67%)  
Private 1 (33%)  
Mix 0 (0%)



## CURRENCY USED

USD 0%

TL 100%

SYP 0%



## QUALITY CONTROL (LAB TESTING)

0

### Bread Production

#### Daily Production (MT)

Subsidized Bread 9  
Unsubsidized Bread 4  
Tourist Bread 0  
Free Bread (NGO) 0  
Others 0

#### Price (TL) /KG

2-2  
5-5  
N/A

Daily Production 13 MT  
Full Daily Capacity 15 MT

Current Productivity

87%

Daily Bread Needs of Total Population 12 MT

Subsidized Bread Availability to PIN

87%

Daily Bread Needs of PIN Population 10 MT

Average Subsidized Bread Package Weight 1,200g

Average Unsubsidized Bread Package Weight 500g

### Bakery Management

### Availability

Always Available Fairly Available Not Available

Bakery Owner 1 (50%)  
Private Investor 0 (0%)  
LC 1 (50%)  
Employee 0 (0%)  
Other 0 (0%)

#### Bread



#### Local Flour



#### Imported Flour



#### Yeast



#### Fuel



### Support Status

Never Received Support 1 (50%)  
Used to Receive Support 0 (0%)  
Currently Receive Support 1 (50%)

#### Type of Support

Rehabilitation 0%  
Operational Support 0%  
Flour 50%  
Yeast 50%

#### Source of Support

NGO 0  
LC 0  
AFAD 0  
0  
0  
1  
1

### Source and Price of Flour

Imported Flour 350-350 \$/MT  
80%

Local Flour 320-330 \$/MT  
20%

Trader 100%  
Mill 0%  
LC 0%  
NGO 0%  
AFAD 0%

100%  
0%  
0%  
0%  
0%



## MILLS

N/A

### Mills Status

Non-Operational N/A 0%  
Operational N/A

### Reasons for Non-Operation

N/A

N/A

### Functionality

Full N/A (0%)  
Partial N/A (0%)

### Ownership

Public N/A (0%)  
Private N/A (0%)  
Mix N/A (0%)

### Reasons for Limited Functionality

N/A

N/A

N/A



## MILLS SOURCE OF WHEAT

N/A

### Milling Capacity

Maximum Capacity N/A MT  
Current Capacity N/A MT

### Production Functionality

N/A%

### Market Actors Supplied by Mills

Bakeries Supplied N/A  
Traders Supplied N/A



## SILOS

N/A

### Silos Status

Non-Operational N/A 0%  
Operational N/A

### Functionality

Full N/A (0%)  
Partial N/A (N/A%)

### Ownership

Public N/A (0%)  
Private N/A (0%)

### Reasons for Non-Operation

N/A



## SILOS SOURCE OF WHEAT

N/A

### Needed Support for Silos

Building Rehabilitation N/A  
Machine Rehabilitation N/A  
Estimated Cost of Machines and Rehabilitation \$ N/A

### Silos Capacity

Silos Maximum Storage Capacity N/A MT

# Mapping of Wheat-to-Bread Processing Facilities

Idleb November 2021



WHOLE OF SYRIA (WoS)  
FOOD SECURITY SECTOR  
Strengthening Humanitarian Response



DISTRICT: Idleb  
SUB-DISTRICT: Maaret Tamsrin



TOTAL POPULATION 330,657  
PIN 323,705

## BAKERIES

9

### Bakery Status



### Reasons for Non-Operation

Competition  
N/A  
N/A

### Functionality

Full 3 (38%)  
Partial 5 (62%)

### Ownership

Public 6 (67%)  
Private 3 (33%)  
Mix 0 (0%)

## CURRENCY USED

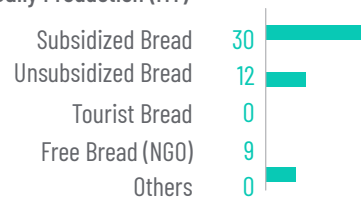
USD 12%  
TL 88%  
SYP 0%

## QUALITY CONTROL (LAB TESTING)

2

### Bread Production

#### Daily Production (MT)



#### Price (TL) /KG

2-3  
5-6  
N/A

Daily Production 51 MT  
Full Daily Capacity 84 MT

Current Productivity 60%

Daily Bread Needs of Total Population 109 MT

Subsidized Bread Availability to PIN 28%

Daily Bread Needs of PIN Population 107 MT

Average Subsidized Bread Package Weight 1,067g

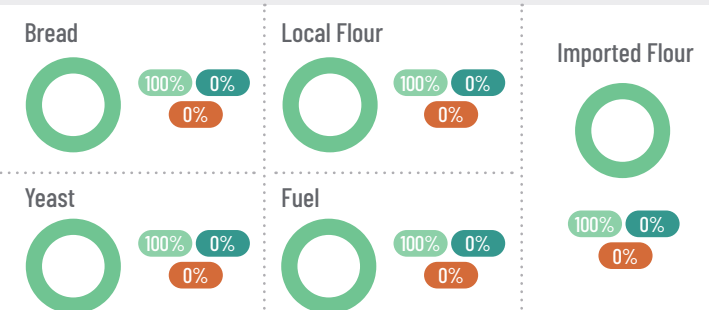
Average Unsubsidized Bread Package Weight 462g

### Bakery Management

Bakery Owner 3 (38%)  
Private Investor 1 (12%)  
LC 0 (0%)  
Employee 4 (50%)  
Other 0 (0%)

### Availability

Always Available Fairly Available Not Available



### Support Status

Never Received Support 1 (12%)  
Used to Receive Support 0 (0%)  
Currently Receive Support 7 (88%)

#### Type of Support


Rehabilitation 0%  
Operational Support 0%  
Flour 50%  
Yeast 50%

#### Source of Support

NGO 0  
LC 0  
AFAD 0

### Source and Price of Flour

Imported Flour 420-450 \$/MT  
Local Flour 400-425 \$/MT  
83% 17%



## MILLS N/A

### Mills Status

Non-Operational N/A 0%  
Operational N/A

### Reasons for Non-Operation

N/A

N/A

### Functionality

Full N/A (0%)  
Partial N/A (0%)

### Ownership

Public N/A (0%)  
Private N/A (0%)  
Mix N/A (0%)

### Reasons for Limited Functionality

N/A

N/A

N/A

## MILLS SOURCE OF WHEAT N/A

### Milling Capacity

Maximum Capacity N/A MT  
Current Capacity N/A MT

Production Functionality N/A%

### Market Actors Supplied by Mills

Bakeries Supplied N/A  
Traders Supplied N/A

## SILOS N/A

### Silos Status

Non-Operational N/A 0%  
Operational N/A

### Functionality

Full N/A (0%)  
Partial N/A (N/A%)

### Ownership

Public N/A (0%)  
Private N/A (0%)

Reasons for Non-Operation N/A

## SILOS SOURCE OF WHEAT N/A

### Needed Support for Silos

Building Rehabilitation N/A  
Machine Rehabilitation N/A  
Estimated Cost of Machines and Rehabilitation \$ N/A

### Silos Capacity

Silos Maximum Storage Capacity N/A MT

# Mapping of Wheat-to-Bread Processing Facilities

Aleppo November 2021



WHOLE OF SYRIA (WoS)  
FOOD SECURITY SECTOR  
Strengthening Humanitarian Response



DISTRICT: Afrin  
SUB-DISTRICT: Ma'bitali



TOTAL POPULATION 27,799  
PIN 18,296



BAKERIES

5

## Bakery Status

Non-Operational 0  
Operational 5



### Reasons for Non-Operation

N/A  
N/A  
N/A

### Functionality

Full 5 (100%)  
Partial 0 (0%)

### Ownership

Public 0 (0%)  
Private 5 (100%)  
Mix 0 (0%)



CURRENCY USED

USD 0%

TL 71%

SYP 29%



QUALITY CONTROL (LAB TESTING)

0

## Bread Production

### Daily Production (MT)

Subsidized Bread 0  
Unsubsidized Bread 31  
Tourist Bread 0  
Free Bread (NGO) 0  
Others 0

Price (TL) /KG

N/A  
5-5  
N/A

Daily Production 31 MT  
Full Daily Capacity 41 MT

Current Productivity



Daily Bread Needs of Total Population 9 MT

Subsidized Bread Availability to PIN



Daily Bread Needs of PIN Population 6 MT

Average Subsidized Bread Package Weight N/Ag

Average Unsubsidized Bread Package Weight 1,000g

## Bakery Management

Bakery Owner 4 (80%)  
Private Investor 1 (20%)  
LC 0 (0%)  
Employee 0 (0%)  
Other 0 (0%)

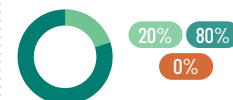
## Availability

Always Available Fairly Available Not Available

### Bread



### Local Flour



### Imported Flour



### Yeast



### Fuel



## Support Status

Never Received Support 5 (100%)  
Used to Receive Support 0 (0%)  
Currently Receive Support 0 (0%)

Type of Support

Rehabilitation 0%  
Operational Support 0%  
Flour 0%  
Yeast 0%

Source of Support

NGO LC AFAD  
0 0 0  
0 0 0  
0 0 0  
0 0 0

## Source and Price of Flour

Imported Flour 440-460 \$/MT  
100%

Local Flour 400-420 \$/MT  
0%

Trader 100%  
Mill 0%  
LC 0%  
NGO 0%  
AFAD 0%



MILLS

N/A

## Mills Status

Non-Operational N/A 0%  
Operational N/A

### Reasons for Non-Operation

N/A

N/A

### Functionality

Full N/A (0%)  
Partial N/A (0%)

### Ownership

Public N/A (0%)  
Private N/A (0%)  
Mix N/A (0%)

### Reasons for Limited Functionality

N/A

N/A

N/A



MILLS SOURCE OF WHEAT N/A

## Milling Capacity

Maximum Capacity N/A MT  
Current Capacity N/A MT

Production Functionality N/A%

## Market Actors Supplied by Mills

Bakeries Supplied N/A  
Traders Supplied N/A



SILOS

N/A

## Silos Status

Non-Operational N/A 0%  
Operational N/A

### Functionality

Full N/A (0%)  
Partial N/A (N/A%)

### Ownership

Public N/A (0%)  
Private N/A (0%)

Reasons for Non-Operation N/A



SILOS SOURCE OF WHEAT N/A

## Needed Support for Silos

Building Rehabilitation N/A  
Machine Rehabilitation N/A  
Estimated Cost of Machines and Rehabilitation \$ N/A

## Silos Capacity

Silos Maximum Storage Capacity N/A MT

# Mapping of Wheat-to-Bread Processing Facilities

Aleppo November 2021



WHOLE OF SYRIA (WoS)  
FOOD SECURITY SECTOR  
Strengthening Humanitarian Response



DISTRICT: A'zaz  
SUB-DISTRICT: Mare'



TOTAL POPULATION 69,781  
PIN 43,636



BAKERIES

5

## Bakery Status



### Reasons for Non-Operation

High Operational Cost  
Competition  
No Access to Support

### Functionality

● Full 0 (0%)  
● Partial 4 (100%)

### Ownership

● Public 1 (20%)  
● Private 4 (80%)  
● Mix 0 (0%)



CURRENCY USED

USD 0%

TL 100%

SYP 0%

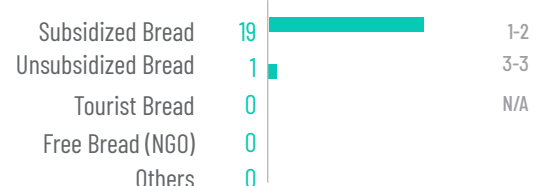


QUALITY CONTROL (LAB TESTING)

1

## Bread Production

### Daily Production (MT)



Average Subsidized Bread Package Weight 625g

Average Unsubsidized Bread Package Weight 600g

Daily Production 20 MT  
Full Daily Capacity 55 MT  
Current Productivity 36%

Daily Bread Needs of Total Population 23 MT  
Subsidized Bread Availability to PIN 100%  
Daily Bread Needs of PIN Population 14 MT

## Bakery Management

### Availability

● Always Available ● Fairly Available ● Not Available

Bakery Owner 2 (50%)  
Private Investor 1 (25%)  
LC 0 (0%)  
Employee 0 (0%)  
Other 0 (0%)



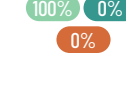
### Local Flour



### Imported Flour



### Fuel



## Support Status

Never Received Support 0 (0%)  
Used to Receive Support 0 (0%)  
Currently Receive Support 4 (100%)

Type of Support

Rehabilitation 0%  
Operational Support 0%  
Flour 100%  
Yeast 0%

Source of Support

Source	NGO	LC	AFAD
Rehabilitation	0	0	0
Operational Support	0	0	0
Flour	2	0	3
Yeast	0	0	0

## Source and Price of Flour

Imported Flour 400-410 \$/MT  
Local Flour 250-250 \$/MT  
71% 29%


Source	Trader	Mill	LC	NGO	AFAD
Imported Flour	100%	0%	0%	0%	0%
Local Flour	25%	0%	0%	0%	0%



MILLS

1

## Mills Status



### Reasons for Non-Operation

N/A

N/A

### Functionality

● Full 0 (0%)  
● Partial 1 (0%)

### Ownership

● Public 1 (100%)  
● Private 0 (0%)  
● Mix 0 (0%)

### Reasons for Limited Functionality

Wheat Shortage

N/A

High Operational Costs



MILLS SOURCE OF WHEAT

Farmers, NGOs

## Milling Capacity

Maximum Capacity 300 MT  
Current Capacity 100 MT

Production Functionality 33%

## Market Actors Supplied by Mills

Bakeries Supplied 22  
Traders Supplied 0



SILOS

1

## Silos Status



### Functionality

● Full 1 (100%)  
● Partial 0 (0%)

### Ownership

● Public 1 (100%)  
● Private 0 (0%)

Reasons for Non-Operation N/A



SILOS SOURCE OF WHEAT

Farmers

## Needed Support for Silos

Building Rehabilitation 1  
Machine Rehabilitation 1  
Estimated Cost of Machines and Rehabilitation \$ 5,000

## Silos Capacity

Silos Maximum Storage Capacity 12,000 MT

# Mapping of Wheat-to-Bread Processing Facilities

Idleb November 2021



WHOLE OF SYRIA (WoS)  
FOOD SECURITY SECTOR  
Strengthening Humanitarian Response



DISTRICT: Ariha  
SUB-DISTRICT: Mhambal



TOTAL POPULATION  
43,308

PIN  
10,185



## BAKERIES

5

### Bakery Status



#### Reasons for Non-Operation

N/A

N/A

N/A

#### Functionality

Full 1 (33%)  
Partial 2 (67%)

#### Ownership

Public 0 (0%)  
Private 3 (100%)  
Mix 0 (0%)



## CURRENCY USED

USD 0%

TL 100%

SYP 0%



## QUALITY CONTROL (LAB TESTING)

3

### Bread Production

#### Daily Production (MT)

Subsidized Bread 5  
Unsubsidized Bread 6  
Tourist Bread 0  
Free Bread (NGO) 0  
Others 0

#### Price (TL) /KG

3-3  
5-6  
N/A

Daily Production 11 MT  
Full Daily Capacity 30 MT

Current Productivity 37%



Daily Bread Needs of Total Population 14 MT

Subsidized Bread Availability to PIN

100%

Daily Bread Needs of PIN Population 3 MT

### Bakery Management

Bakery Owner 3 (100%)  
Private Investor 0 (0%)  
LC 0 (0%)  
Employee 0 (0%)  
Other 0 (0%)

### Availability

Always Available Fairly Available Not Available



0% 100% 0%

#### Local Flour



0% 67% 33%

#### Imported Flour

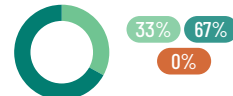


100% 0% 0%



100% 0% 0%

#### Fuel



33% 67% 0%

### Support Status

Never Received Support 2 (67%)  
Used to Receive Support 0 (0%)  
Currently Receive Support 1 (33%)

#### Type of Support

Rehabilitation 0%  
Operational Support 0%  
Flour 50%  
Yeast 50%

#### Source of Support

NGO LC AFAD  
0 0 0  
0 0 0  
1 0 0  
1 0 0

### Source and Price of Flour

Imported Flour 420-450 \$/MT  
Local Flour 380-440 \$/MT  
89% 11%

Trader 83%  
Mill 0%  
LC 0%  
NGO 17%  
AFAD 0%



## MILLS

1

### Mills Status



#### Reasons for Non-Operation

N/A

N/A

#### Functionality

Full 0 (0%)  
Partial 0 (0%)

#### Ownership

Public 0 (0%)  
Private 0 (0%)  
Mix 0 (0%)

#### Reasons for Limited Functionality

N/A

N/A

N/A



## MILLS SOURCE OF WHEAT

N/A

### Milling Capacity

Maximum Capacity 0 MT  
Current Capacity 0 MT

Production Functionality N/A%

### Market Actors Supplied by Mills

Bakeries Supplied 0  
Traders Supplied 0



## SILOS

N/A

### Silos Status

Non-Operational N/A (0%)  
Operational N/A (0%)

#### Functionality

Full N/A (0%)  
Partial N/A (0%)

#### Ownership

Public N/A (0%)  
Private N/A (0%)

Reasons for Non-Operation N/A



## SILOS SOURCE OF WHEAT

N/A

### Needed Support for Silos

Building Rehabilitation N/A  
Machine Rehabilitation N/A  
Estimated Cost of Machines and Rehabilitation \$ N/A

### Silos Capacity

Silos Maximum Storage Capacity N/A MT



# Mapping of Wheat-to-Bread Processing Facilities

Idleb November 2021



WHOLE OF SYRIA (WoS)  
FOOD SECURITY SECTOR  
Strengthening Humanitarian Response



DISTRICT: Harim  
SUB-DISTRICT: Qourqeena



TOTAL POPULATION  
103,628

PIN  
66,343



BAKERIES

6

## Bakery Status



### Reasons for Non-Operation

High Operational Cost

Competition

No Access to Support

### Functionality

● Full 0 (0%)  
● Partial 3 (100%)

### Ownership

● Public 2 (33%)  
● Private 4 (67%)  
● Mix 0 (0%)



CURRENCY  
USED

USD  
0%

TL  
100%

SYP  
0%



QUALITY CONTROL  
(LAB TESTING)

2

## Bread Production

### Daily Production (MT)



Price (TL) /KG

3-3

6-6

N/A

Daily Production 11 MT

Full Daily Capacity 28 MT

Current  
Productivity

39%

Daily Bread Needs  
of Total Population 34 MT

Subsidized Bread  
Availability to PIN

Daily Bread Needs  
of PIN Population 22 MT

23%

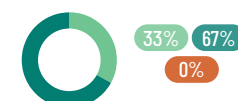
Average Subsidized Bread Package Weight 1,000g  
Average Unsubsidized Bread Package Weight 500g

## Bakery Management

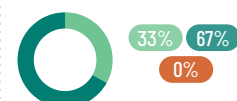
## Availability

● Always Available ● Fairly Available ● Not Available

### Bread



### Local Flour



### Imported Flour



### Yeast



### Fuel



## Support Status

Never Received Support 1 (33%)  
Used to Receive Support 0 (0%)  
Currently Receive Support 2 (67%)

Type of Support

Rehabilitation 0%  
Operational Support 0%  
Flour 67%  
Yeast 33%

Source of Support

NGO LC AFAD  
0 0 0  
0 0 0  
2 0 0  
1 0 0

## Source and Price of Flour

Imported Flour  
350-415 \$/MT  
89%

Local Flour  
325-400 \$/MT  
11%

Trader 50%  
Mill 0%  
LC 0%  
NGO 50%  
AFAD 0%



MILLS

N/A



MILLS SOURCE OF WHEAT N/A



SILOS

N/A



SILOS SOURCE OF WHEAT N/A

## Mills Status

## Milling Capacity

## Silos Status

## Needed Support for Silos

● Non-Operational N/A 0%  
● Operational N/A

### Functionality

● Full N/A (0%)  
● Partial N/A (0%)

### Reasons for Limited Functionality

N/A

### Ownership

● Public N/A (0%)  
● Private N/A (0%)  
● Mix N/A (0%)

N/A

N/A

Maximum Capacity N/A MT  
Current Capacity N/A MT

Production  
Functionality N/A%

## Market Actors Supplied by Mills

Bakeries Supplied N/A  
Traders Supplied N/A

● Non-Operational N/A 0%  
● Operational N/A

### Functionality

● Full N/A (0%)  
● Partial N/A (N/A%)

### Ownership

● Public N/A (0%)  
● Private N/A (0%)

Reasons for Non-  
Operation N/A

Building Rehabilitation N/A  
Machine Rehabilitation N/A  
Estimated Cost of Machines  
and Rehabilitation \$ N/A

## Silos Capacity

Silos Maximum  
Storage Capacity N/A MT

# Mapping of Wheat-to-Bread Processing Facilities

Aleppo November 2021



WHOLE OF SYRIA (WoS)  
FOOD SECURITY SECTOR  
Strengthening Humanitarian Response



DISTRICT: Afrin  
SUB-DISTRICT: Raju



TOTAL POPULATION 49,351  
PIN 13,635



BAKERIES

5

## Bakery Status



### Reasons for Non-Operation

High Operational Cost

N/A

Machines Need Rehabilitation

### Functionality

Full 3 (75%)  
Partial 1 (25%)

### Ownership

Public 0 (0%)  
Private 5 (100%)  
Mix 0 (0%)



CURRENCY USED

USD 0%

TL 50%

SYP 50%



QUALITY CONTROL (LAB TESTING)

0

## Bread Production

### Daily Production (MT)

Subsidized Bread 0  
Unsubsidized Bread 9  
Tourist Bread 0  
Free Bread (NGO) 0  
Others 0

Price (TL) /KG

N/A

4-5

N/A

Daily Production 9 MT

Full Daily Capacity 18 MT

Current Productivity

50%

Daily Bread Needs of Total Population 16 MT

Subsidized Bread Availability to PIN

Daily Bread Needs of PIN Population 4 MT

0%

Average Subsidized Bread Package Weight N/Ag

Average Unsubsidized Bread Package Weight 875g

## Bakery Management

## Availability

Always Available Fairly Available Not Available

### Bread



### Local Flour



### Imported Flour



### Yeast



### Fuel



## Support Status

Never Received Support 3 (75%)  
Used to Receive Support 1 (25%)  
Currently Receive Support 0 (0%)

Type of Support

Rehabilitation 0%  
Operational Support 0%  
Flour 100%  
Yeast 0%

Source of Support

NGO LC AFAD  
0 0 0  
0 0 0  
0 0 0  
0 0 0

## Source and Price of Flour

Imported Flour 422-425 \$/MT

100%

Local Flour 400-410 \$/MT

0%

Trader 100%  
Mill 0%  
LC 0%  
NGO 0%  
AFAD 0%

100%  
0%  
0%  
0%  
0%



MILLS

N/A



MILLS SOURCE OF WHEAT

N/A



SILOS

N/A



SILOS SOURCE OF WHEAT

N/A

## Mills Status

## Milling Capacity

## Silos Status

## Needed Support for Silos

Non-Operational N/A 0%  
Operational N/A

### Functionality

Full N/A (0%)  
Partial N/A (0%)

### Reasons for Limited Functionality

N/A

### Ownership

Public N/A (0%)  
Private N/A (0%)  
Mix N/A (0%)

N/A

N/A

Maximum Capacity N/A MT  
Current Capacity N/A MT

Production Functionality N/A%

## Market Actors Supplied by Mills

Bakeries Supplied N/A  
Traders Supplied N/A

Non-Operational N/A 0%  
Operational N/A

### Functionality

Full N/A (0%)  
Partial N/A (N/A%)

### Ownership

Public N/A (0%)  
Private N/A (0%)

Reasons for Non-Operation N/A

Building Rehabilitation N/A  
Machine Rehabilitation N/A  
Estimated Cost of Machines and Rehabilitation \$ N/A

## Silos Capacity

Silos Maximum Storage Capacity N/A MT

# Mapping of Wheat-to-Bread Processing Facilities

Idleb November 2021



WHOLE OF SYRIA (WoS)  
FOOD SECURITY SECTOR  
Strengthening Humanitarian Response



DISTRICT: Harim  
SUB-DISTRICT: Salqin



TOTAL POPULATION 222,267  
PIN 189,433

## BAKERIES 6

### Bakery Status

Non-Operational 0  
Operational 6



### Reasons for Non-Operation

N/A

N/A

N/A

### Functionality

Full 5 (83%)  
Partial 1 (17%)

### Ownership

Public 0 (0%)  
Private 6 (100%)  
Mix 0 (0%)

## CURRENCY USED

USD 0%

TL 100%

SYP 0%



## QUALITY CONTROL (LAB TESTING)

5

### Bread Production

#### Daily Production (MT)

Subsidized Bread 0  
Unsubsidized Bread 39  
Tourist Bread 0  
Free Bread (NGO) 0  
Others 0

#### Price (TL) /KG

N/A  
6-6  
N/A

Daily Production 39 MT  
Full Daily Capacity 65 MT

Current Productivity 60%



Daily Bread Needs of Total Population 73 MT

Subsidized Bread Availability to PIN



Daily Bread Needs of PIN Population 63 MT

Average Subsidized Bread Package Weight N/Ag

Average Unsubsidized Bread Package Weight 450g

### Bakery Management

### Availability

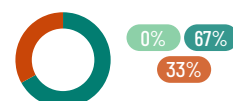
Always Available Fairly Available Not Available

Bakery Owner 6 (100%)  
Private Investor 0 (0%)  
LC 0 (0%)  
Employee 0 (0%)  
Other 0 (0%)

#### Bread



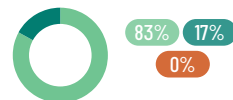
#### Local Flour



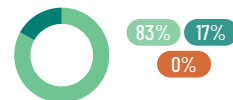
#### Imported Flour



#### Yeast



#### Fuel



### Support Status

Never Received Support 6 (100%)  
Used to Receive Support 0 (0%)  
Currently Receive Support 0 (0%)

#### Type of Support

Rehabilitation 0%  
Operational Support 0%  
Flour 0%  
Yeast 0%

#### Source of Support

NGO 0  
LC 0  
AFAD 0

### Source and Price of Flour

Imported Flour 400-450 \$/MT  
100%

Local Flour 420-450 \$/MT  
0%

Trader 100%  
Mill 0%  
LC 0%  
NGO 0%  
AFAD 0%



## MILLS 1

### Mills Status

Non-Operational 1  
Operational 0



### Functionality

Full 0 (0%)  
Partial 0 (0%)

### Reasons for Limited Functionality

N/A

### Ownership

Public 0 (0%)  
Private 1 (100%)  
Mix 0 (0%)

N/A



## MILLS SOURCE OF WHEAT N/A

### Milling Capacity

Maximum Capacity 0 MT  
Current Capacity 0 MT

Production Functionality N/A%

### Market Actors Supplied by Mills

Bakeries Supplied 0  
Traders Supplied 0



## SILOS N/A

### Silos Status

Non-Operational N/A  
Operational N/A 0%

### Functionality

Full N/A (0%)  
Partial N/A (N/A%)

### Ownership

Public N/A (0%)  
Private N/A (0%)

Reasons for Non-Operation N/A



## SILOS SOURCE OF WHEAT N/A

### Needed Support for Silos

Building Rehabilitation N/A  
Machine Rehabilitation N/A  
Estimated Cost of Machines and Rehabilitation \$ N/A

### Silos Capacity

Silos Maximum Storage Capacity N/A MT

# Mapping of Wheat-to-Bread Processing Facilities

Idleb November 2021



WHOLE OF SYRIA (WoS)  
FOOD SECURITY SECTOR  
Strengthening Humanitarian Response



<div><div></div><div>DISTRICT: Idleb</div><div>SUB-DISTRICT: Sarmin</div></div> <div></div> <div><div><div></div><div>TOTAL POPULATION</div><div>15,665</div></div><div><div></div><div>PIN</div><div>5,999</div></div></div>		<div><div><div></div><div>BAKERIES</div><div>3</div></div></div>		<div><div><div></div><div>CURRENCY USED</div></div><div><div>USD</div><div>0%</div></div><div><div>TL</div><div>100%</div></div><div><div>SYP</div><div>0%</div></div></div>		<div><div><div></div><div>QUALITY CONTROL</div><div>(LAB TESTING)</div></div><div>1</div></div>	
<div><div>Bakery Status</div><div><div><div>Non-Operational 1</div><div>Operational 2</div></div><div><div>67%</div></div></div><div><div>Reasons for Non-Operation</div><div>High Operational Cost</div><div>No Financial Liquidity</div><div>N/A</div></div><div><div>Functionality</div><div><div>Full</div><div>0 (0%)</div></div><div><div>Partial</div><div>2 (100%)</div></div></div><div><div>Ownership</div><div><div>Public</div><div>1 (33%)</div></div><div><div>Private</div><div>2 (67%)</div></div><div><div>Mix</div><div>0 (0%)</div></div></div></div>		<div><div>Bread Production</div><div><div>Daily Production (MT)</div><div>Subsidized Bread</div><div>0</div><div>Unsubsidized Bread</div><div>7</div><div>Tourist Bread</div><div>0</div><div>Free Bread (NGO)</div><div>0</div><div>Others</div><div>0</div></div><div><div>Price (TL) /KG</div><div>N/A</div><div>6-6</div><div>N/A</div></div><div><div>Average Subsidized Bread Package Weight</div><div>N/Ag</div></div><div><div>Average Unsubsidized Bread Package Weight</div><div>450g</div></div></div>		<div><div><div>Daily Production</div><div>7 MT</div></div><div><div>Full Daily Capacity</div><div>32 MT</div></div><div><div>Current Productivity</div><div>22%</div></div></div> <div><div><div>Daily Bread Needs of Total Population</div><div>5 MT</div></div><div><div>Subsidized Bread Availability to PIN</div><div>0%</div></div></div> <div><div><div>Daily Bread Needs of PiN Population</div><div>2 MT</div></div></div>			
<div><div>Bakery Management</div><div><div>Bakery Owner</div><div>1(50%)</div></div><div><div>Private Investor</div><div>0(0%)</div></div><div><div>LC</div><div>0(0%)</div></div><div><div>Employee</div><div>1(50%)</div></div><div><div>Other</div><div>0(0%)</div></div></div>		<div><div>Availability</div><div><div>Always Available</div><div>Fairly Available</div><div>Not Available</div></div><div><div>Bread</div><div><div>100%</div><div>0%</div><div>0%</div></div></div><div><div>Local Flour</div><div><div>0%</div><div>100%</div><div>0%</div></div></div><div><div>Imported Flour</div><div><div>100%</div><div>0%</div><div>0%</div></div></div><div><div>Yeast</div><div><div>100%</div><div>0%</div><div>0%</div></div></div><div><div>Fuel</div><div><div>100%</div><div>0%</div><div>0%</div></div></div></div>		<div><div>Support Status</div><div><div>Never Received Support</div><div>2 (100%)</div></div><div><div>Used to Receive Support</div><div>0 (0%)</div></div><div><div>Currently Receive Support</div><div>0 (0%)</div></div><div><div>Type of Support</div><div><div>Rehabilitation</div><div>0%</div></div><div><div>Operational Support</div><div>0%</div></div><div><div>Flour</div><div>0%</div></div><div><div>Yeast</div><div>0%</div></div></div><div><div>Source of Support</div><div><div>NGO</div><div>0</div></div><div><div>LC</div><div>0</div></div><div><div>AFAD</div><div>0</div></div></div></div>		<div><div>Source and Price of Flour</div><div><div>Imported Flour</div><div>440-440 \$/MT</div><div>100%</div></div><div><div>Local Flour</div><div>420-420 \$/MT</div><div>0%</div></div><div><div>Trader</div><div>100%</div><div>0%</div></div><div><div>Mill</div><div>0%</div><div>0%</div></div><div><div>LC</div><div>0%</div><div>0%</div></div><div><div>NGO</div><div>0%</div><div>0%</div></div><div><div>AFAD</div><div>0%</div><div>0%</div></div></div>	
<div><div><div></div><div>MILLS</div><div>N/A</div></div></div>		<div><div><div></div><div>MILLS SOURCE OF WHEAT</div><div>N/A</div></div></div>		<div><div><div></div><div>SILOS</div><div>N/A</div></div></div>		<div><div><div></div><div>SILOS SOURCE OF WHEAT</div><div>N/A</div></div></div>	
<div><div>Mills Status</div><div><div><div>Non-Operational N/A</div><div>Operational N/A</div></div><div>0%</div></div><div><div>Reasons for Non-Operation</div><div>N/A</div></div><div><div>Reasons for Non-Operation</div><div>N/A</div></div></div>		<div><div>Milling Capacity</div><div><div>Maximum Capacity</div><div>N/A MT</div></div><div><div>Current Capacity</div><div>N/A MT</div></div><div><div>Production Functionality</div><div><div></div><div>N/A%</div></div></div><div><div>Market Actors Supplied by Mills</div><div><div>Bakeries Supplied</div><div>N/A</div></div><div><div>Traders Supplied</div><div>N/A</div></div></div></div>		<div><div>Silos Status</div><div><div><div>Non-Operational N/A</div><div>Operational N/A</div></div><div>0%</div></div><div><div>Functionality</div><div><div>Full</div><div>N/A (0%)</div></div><div><div>Partial</div><div>N/A (N/A%)</div></div></div><div><div>Ownership</div><div><div>Public</div><div>N/A (0%)</div></div><div><div>Private</div><div>N/A (0%)</div></div></div><div><div>Reasons for Non-Operation</div><div>N/A</div></div></div>		<div><div>Needed Support for Silos</div><div><div>Building Rehabilitation</div><div>N/A</div></div><div><div>Machine Rehabilitation</div><div>N/A</div></div><div><div>Estimated Cost of Machines and Rehabilitation</div><div>\$ N/A</div></div><div><div>Silos Capacity</div><div><div><div></div><div>Silos Maximum Storage Capacity</div><div>N/A MT</div></div></div></div></div>	

# Mapping of Wheat-to-Bread Processing Facilities

Aleppo November 2021



WHOLE OF SYRIA (WoS)  
FOOD SECURITY SECTOR  
Strengthening Humanitarian Response



DISTRICT: Afrin  
SUB-DISTRICT: Sharan



TOTAL POPULATION 52,568  
PIN 31,677



BAKERIES

7

## Bakery Status



### Reasons for Non-Operation

Displacement  
High Operational Cost  
N/A

### Functionality

Full 4 (100%)  
Partial 0 (0%)

### Ownership

Public 1 (14%)  
Private 6 (86%)  
Mix 0 (0%)



CURRENCY USED

USD 0%

TL 100%

SYP 0%



QUALITY CONTROL (LAB TESTING)

2

## Bread Production

### Daily Production (MT)

Subsidized Bread 16  
Unsubsidized Bread 0  
Tourist Bread 0  
Free Bread (NGO) 0  
Others 0

Price (TL) /KG

3-3  
N/A  
N/A

Daily Production 16 MT  
Full Daily Capacity 31 MT

Current Productivity

52%

Daily Bread Needs of Total Population 17 MT

Subsidized Bread Availability to PIN

100%

Daily Bread Needs of PIN Population 10 MT

Average Subsidized Bread Package Weight 950g

Average Unsubsidized Bread Package Weight N/Ag

## Bakery Management

## Availability

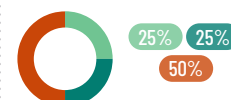
Always Available Fairly Available Not Available

Bakery Owner 3 (75%)  
Private Investor 0 (0%)  
LC 0 (0%)  
Employee 1 (25%)  
Other 0 (0%)

### Bread



### Local Flour



### Imported Flour



### Yeast



### Fuel



## Support Status

Never Received Support 0 (0%)  
Used to Receive Support 0 (0%)  
Currently Receive Support 4 (100%)

Type of Support

Rehabilitation 0%  
Operational Support 0%  
Flour 57%  
Yeast 43%

Source of Support

NGO LC AFAD  
0 0 0  
0 0 0  
4 0 0  
3 0 0

## Source and Price of Flour

Imported Flour 410-440 \$/MT  
92%

Local Flour 390-410 \$/MT  
8%

Trader 75%  
Mill 0%  
LC 0%  
NGO 25%  
AFAD 0%



MILLS

N/A

## Mills Status

Non-Operational N/A 0%  
Operational N/A

### Reasons for Non-Operation

N/A

N/A

### Functionality

Full N/A (0%)  
Partial N/A (0%)

### Ownership

Public N/A (0%)  
Private N/A (0%)  
Mix N/A (0%)

### Reasons for Limited Functionality

N/A

N/A

N/A



MILLS SOURCE OF WHEAT N/A

## Milling Capacity

Maximum Capacity N/A MT  
Current Capacity N/A MT

Production Functionality N/A%

## Market Actors Supplied by Mills

Bakeries Supplied N/A  
Traders Supplied N/A



SILOS

N/A

## Silos Status

Non-Operational N/A 0%  
Operational N/A

### Functionality

Full N/A (0%)  
Partial N/A (N/A%)

### Ownership

Public N/A (0%)  
Private N/A (0%)

### Reasons for Non-Operation

N/A



SILOS SOURCE OF WHEAT N/A

## Needed Support for Silos

Building Rehabilitation N/A  
Machine Rehabilitation N/A  
Estimated Cost of Machines and Rehabilitation \$ N/A

## Silos Capacity

Silos Maximum Storage Capacity N/A MT



# Mapping of Wheat-to-Bread Processing Facilities

Aleppo November 2021



WHOLE OF SYRIA (WoS)  
FOOD SECURITY SECTOR  
Strengthening Humanitarian Response



DISTRICT: Afrin  
SUB-DISTRICT: Sheikh El-Hadid



**BAKERIES**

4



**CURRENCY USED**

USD 0%

TL 100%

SYP 0%



**QUALITY CONTROL**  
(LAB TESTING)

0

## Bakery Status



### Reasons for Non-Operation

Machines Need Rehabilitation  
No Financial Liquidity  
No Access to Support

### Functionality

Full 1 (100%)  
Partial 0 (0%)

### Ownership

Public 0 (0%)  
Private 4 (100%)  
Mix 0 (0%)

## Bread Production

### Daily Production (MT)

Subsidized Bread 3  
Unsubsidized Bread 3  
Tourist Bread 0  
Free Bread (NGO) 0  
Others 0

Price (TL) /KG

3-3  
5-5  
N/A

Daily Production 6 MT  
Full Daily Capacity 12 MT

Current Productivity

50%

Daily Bread Needs of Total Population 4 MT

Subsidized Bread Availability to PIN

100%

Daily Bread Needs of PIN Population 2 MT

Average Subsidized Bread Package Weight 1,000g

Average Unsubsidized Bread Package Weight 500g

## Bakery Management

## Availability

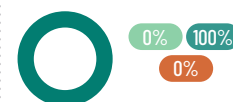
Always Available Fairly Available Not Available

Bakery Owner 0 (0%)  
Private Investor 1 (100%)  
LC 0 (0%)  
Employee 0 (0%)  
Other 0 (0%)

### Bread



### Local Flour



### Imported Flour



### Yeast



### Fuel



## Support Status

Never Received Support 0 (0%)  
Used to Receive Support 0 (0%)  
Currently Receive Support 1 (100%)

Type of Support

Rehabilitation 0%  
Operational Support 0%  
Flour 50%  
Yeast 50%

Source of Support

NGO LC AFAD  
0 0 0  
0 0 0  
1 0 0  
1 0 0

## Source and Price of Flour

Imported Flour 420-420 \$/MT  
100%

Local Flour 400-400 \$/MT  
0%

Trader 50%  
Mill 0%  
LC 0%  
NGO 50%  
AFAD 0%



**MILLS**

N/A



MILLS SOURCE OF WHEAT N/A



**SILOS**

N/A



SILOS SOURCE OF WHEAT N/A

## Mills Status

## Milling Capacity

## Silos Status

## Needed Support for Silos

Non-Operational N/A 0%  
Operational N/A

### Functionality

Full N/A (0%)  
Partial N/A (0%)

### Reasons for Limited Functionality

N/A

### Ownership

Public N/A (0%)  
Private N/A (0%)  
Mix N/A (0%)

N/A

N/A

Maximum Capacity N/A MT  
Current Capacity N/A MT

Production Functionality N/A%

## Market Actors Supplied by Mills

Bakeries Supplied N/A  
Traders Supplied N/A

Non-Operational N/A 0%  
Operational N/A

### Functionality

Full N/A (0%)  
Partial N/A (N/A%)

### Ownership

Public N/A (0%)  
Private N/A (0%)

Reasons for Non-Operation N/A

Building Rehabilitation N/A  
Machine Rehabilitation N/A  
Estimated Cost of Machines and Rehabilitation \$ N/A

## Silos Capacity

Silos Maximum Storage Capacity N/A MT

# Mapping of Wheat-to-Bread Processing Facilities

Ar-Raqqa November 2021



WHOLE OF SYRIA (WoS)  
FOOD SECURITY SECTOR  
Strengthening Humanitarian Response



DISTRICT: Tell Abiad  
SUB-DISTRICT: Suluk



TOTAL POPULATION 38,342  
PIN 14,362



## BAKERIES

5

### Bakery Status



#### Reasons for Non-Operation

Competition

No Access to Support

Machines Need Rehabilitation

#### Functionality

Full 2 (100%)  
Partial 0 (0%)

#### Ownership

Public 1 (20%)  
Private 4 (80%)  
Mix 0 (0%)



## CURRENCY USED

USD 0%

TL 100%

SYP 0%



## QUALITY CONTROL (LAB TESTING)

0

### Bread Production

#### Daily Production (MT)

Subsidized Bread 5  
Unsubsidized Bread 0  
Tourist Bread 0  
Free Bread (NGO) 0  
Others 0

#### Price (TL) /KG

3-3  
N/A  
N/A

Daily Production 5 MT

Full Daily Capacity 13 MT

Current Productivity 38%



Daily Bread Needs of Total Population 13 MT

Subsidized Bread Availability to PIN



Daily Bread Needs of PIN Population 5 MT

99%

Average Subsidized Bread Package Weight 1,000g

Average Unsubsidized Bread Package Weight N/Ag

### Bakery Management

### Availability

Always Available Fairly Available Not Available

Bakery Owner 2 (100%)  
Private Investor 0 (0%)  
LC 0 (0%)  
Employee 0 (0%)  
Other 0 (0%)



#### Local Flour



#### Imported Flour



#### Fuel



### Support Status

Never Received Support 0 (0%)  
Used to Receive Support 0 (0%)  
Currently Receive Support 2 (100%)

#### Type of Support

Rehabilitation 0%  
Operational Support 0%  
Flour 100%  
Yeast 0%

#### Source of Support

NGO LC AFAD  
0 0 0  
0 0 0  
0 2 0  
0 0 0

### Source and Price of Flour

Imported Flour 380-450 \$/MT  
100%

Local Flour 360-360 \$/MT  
0%

Trader 0%  
Mill 0%  
LC 100%  
NGO 0%  
AFAD 0%



## MILLS

2

### Mills Status



#### Reasons for Non-Operation

Fuel/Electricity Shortages

Wheat Shortage

#### Functionality

Full 1 (100%)  
Partial 0 (0%)

#### Reasons for Limited Functionality

N/A

N/A

#### Ownership

Public 0 (0%)  
Private 2 (100%)  
Mix 0 (0%)



### MILLS SOURCE OF WHEAT

Farmers, Traders

### Milling Capacity

Maximum Capacity 124 MT  
Current Capacity 15 MT

Production Functionality 12%

### Market Actors Supplied by Mills

Bakeries Supplied 1  
Traders Supplied 7




## SILOS

1



### SILOS SOURCE OF WHEAT N/A

### Silos Status



#### Functionality

Full 0 (0%)  
Partial 0 (N/A%)

#### Ownership

Public 1 (100%)  
Private 0 (0%)

#### Reasons for Non-Operation

Fuel, Electricity, Water, Wheat Shortages

### Needed Support for Silos

Building Rehabilitation N/A

Machine Rehabilitation N/A

Estimated Cost of Machines and Rehabilitation \$ N/A

### Silos Capacity

Silos Maximum Storage Capacity

0 MT

# Mapping of Wheat-to-Bread Processing Facilities

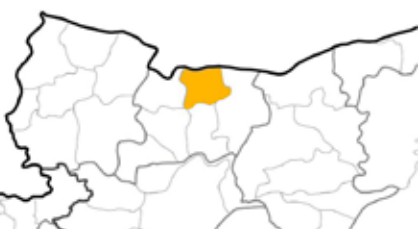
Aleppo November 2021



WHOLE OF SYRIA (WoS)  
FOOD SECURITY SECTOR  
Strengthening Humanitarian Response



DISTRICT: A'zaz  
SUB-DISTRICT: Suran



TOTAL POPULATION  
95,980

PIN  
63,320



BAKERIES

11

## Bakery Status



### Reasons for Non-Operation

Fire Accident

N/A

N/A

### Functionality

● Full 4 (40%)  
● Partial 6 (60%)

### Ownership

● Public 1 (9%)  
● Private 9 (82%)  
● Mix 1 (9%)



CURRENCY USED

USD 0%

TL 100%

SYP 0%

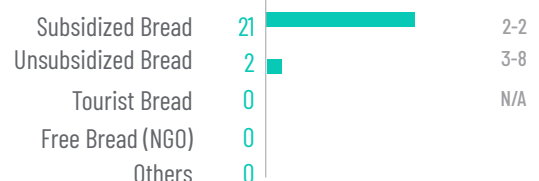


QUALITY CONTROL (LAB TESTING)

4

## Bread Production

### Daily Production (MT)



Average Subsidized Bread Package Weight 605g

Average Unsubsidized Bread Package Weight 520g

Daily Production 23 MT  
Full Daily Capacity 94 MT  
Current Productivity 26%

Daily Bread Needs of Total Population 32 MT  
Subsidized Bread Availability to PIN 100%

## Bakery Management

## Availability

● Always Available ● Fairly Available ● Not Available

Bakery Owner 7 (70%)

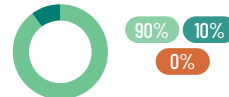
Private Investor 3 (30%)

LC 0 (0%)

Employee 0 (0%)

Other 0 (0%)

### Bread



### Local Flour



### Yeast



### Fuel



### Imported Flour



## Support Status

Never Received Support 0 (0%)  
Used to Receive Support 0 (0%)  
Currently Receive Support 10 (100%)

Type of Support

Type of Support	Percentage	NGO	LC	AFAD
Rehabilitation	0%	0	0	0
Operational Support	0%	0	0	0
Flour	100%	0	1	5
Yeast	0%	0	0	0

Source of Support

## Source and Price of Flour

Imported Flour 400-410 \$/MT  
Local Flour 240-400 \$/MT  
80% 20%

Source	Percentage	Local Flour
Trader	58%	50%
Mill	0%	0%
LC	0%	0%
NGO	0%	0%
AFAD	42%	0%



MILLS

N/A



MILLS SOURCE OF WHEAT N/A



SILOS

N/A



SILOS SOURCE OF WHEAT N/A

## Mills Status

● Non-Operational N/A 0%  
● Operational N/A

### Reasons for Non-Operation

N/A

N/A

### Functionality

● Full N/A (0%)  
● Partial N/A (0%)

### Ownership

● Public N/A (0%)  
● Private N/A (0%)  
● Mix N/A (0%)

### Reasons for Limited Functionality

N/A

N/A

N/A



MILLS SOURCE OF WHEAT N/A

## Milling Capacity

Maximum Capacity N/A MT  
Current Capacity N/A MT

Production Functionality N/A%

## Market Actors Supplied by Mills

Bakeries Supplied N/A

Traders Supplied N/A



SILOS

N/A

## Silos Status

● Non-Operational N/A 0%  
● Operational N/A

### Functionality

● Full N/A (0%)  
● Partial N/A (N/A%)

### Ownership

● Public N/A (0%)  
● Private N/A (0%)

Reasons for Non-Operation N/A

## Needed Support for Silos

Building Rehabilitation N/A

Machine Rehabilitation N/A

Estimated Cost of Machines and Rehabilitation \$ N/A

## Silos Capacity

Silos Maximum Storage Capacity N/A MT

# Mapping of Wheat-to-Bread Processing Facilities

Idleb November 2021



WHOLE OF SYRIA (WoS)  
FOOD SECURITY SECTOR  
Strengthening Humanitarian Response



DISTRICT: Idleb  
SUB-DISTRICT: Teftnaz



TOTAL POPULATION  
23,334

PIN  
15,642



## BAKERIES

1

### Bakery Status

Non-Operational 0  
Operational 1



#### Reasons for Non-Operation

N/A

N/A

N/A

#### Functionality

Full 0 (0%)  
Partial 1 (100%)

#### Ownership

Public 1 (100%)  
Private 0 (0%)  
Mix 0 (0%)



## CURRENCY USED

USD 0%

TL 100%

SYP 0%



## QUALITY CONTROL (LAB TESTING)

0

### Bread Production

#### Daily Production (MT)

Subsidized Bread 0  
Unsubsidized Bread 4  
Tourist Bread 0  
Free Bread (NGO) 0  
Others 0

Price (TL) /KG

N/A

6-6

N/A

Daily Production 4 MT  
Full Daily Capacity 6 MT

Current Productivity

67%

Daily Bread Needs of Total Population 8 MT

Subsidized Bread Availability to PIN

0%

Daily Bread Needs of PIN Population 5 MT

### Bakery Management

### Availability

Always Available Fairly Available Not Available

Bakery Owner 0 (0%)  
Private Investor 0 (0%)  
LC 1 (100%)  
Employee 0 (0%)  
Other 0 (0%)



100% 0%  
0%

#### Local Flour



100% 0%  
0%

#### Imported Flour



100% 0%  
0%



100% 0%  
0%

#### Fuel



100% 0%  
0%

### Support Status

Never Received Support 1 (100%)  
Used to Receive Support 0 (0%)  
Currently Receive Support 0 (0%)

Type of Support

Rehabilitation 0%  
Operational Support 0%  
Flour 0%  
Yeast 0%

Source of Support

NGO LC AFAD  
0 0 0  
0 0 0  
0 0 0  
0 0 0

### Source and Price of Flour

Imported Flour 420-420 \$/MT  
67%

Local Flour 385-385 \$/MT  
33%

Trader 100%  
Mill 0%  
LC 0%  
NGO 0%  
AFAD 0%

100%  
0%  
0%  
0%  
0%



## MILLS

N/A

### Mills Status

Non-Operational N/A 0%  
Operational N/A

#### Reasons for Non-Operation

N/A

N/A

#### Functionality

Full N/A (0%)  
Partial N/A (0%)

#### Ownership

Public N/A (0%)  
Private N/A (0%)  
Mix N/A (0%)

#### Reasons for Limited Functionality

N/A

N/A

N/A



## MILLS SOURCE OF WHEAT

N/A

### Milling Capacity

Maximum Capacity N/A MT  
Current Capacity N/A MT

Production Functionality



N/A%

### Market Actors Supplied by Mills

Bakeries Supplied N/A  
Traders Supplied N/A



## SILOS

N/A

### Silos Status

Non-Operational N/A 0%  
Operational N/A

#### Functionality

Full N/A (0%)  
Partial N/A (N/A%)

#### Ownership

Public N/A (0%)  
Private N/A (0%)

Reasons for Non-Operation N/A



## SILOS SOURCE OF WHEAT

N/A

### Needed Support for Silos

Building Rehabilitation N/A  
Machine Rehabilitation N/A  
Estimated Cost of Machines and Rehabilitation \$ N/A

### Silos Capacity

Silos Maximum Storage Capacity N/A MT

# Mapping of Wheat-to-Bread Processing Facilities

Ar-Raqqa November 2021



WHOLE OF SYRIA (WoS)  
FOOD SECURITY SECTOR  
Strengthening Humanitarian Response



DISTRICT: Tell Abiad  
SUB-DISTRICT: Tell Abiad



TOTAL POPULATION  
44,829

PIN  
44,684



BAKERIES

7

## Bakery Status



### Reasons for Non-Operation

no Access to Support  
Machines Need Rehabilitation  
No Financial Liquidity

### Functionality

● Full 0 (0%)  
● Partial 1 (100%)

### Ownership

● Public 0 (0%)  
● Private 7 (100%)  
● Mix 0 (0%)



CURRENCY  
USED

USD  
0%

TL  
100%

SYP  
0%



QUALITY CONTROL  
(LAB TESTING)

0

## Bread Production

### Daily Production (MT)

Subsidized Bread 0  
Unsubsidized Bread 0  
Tourist Bread 0  
Free Bread (NGO) 0  
Others 0

Price (TL) /KG

N/A  
N/A  
6-6

Daily Production 0 MT  
Full Daily Capacity 5 MT

Current  
Productivity



Daily Bread Needs  
of Total Population 15 MT

Subsidized Bread  
Availability to PIN



Daily Bread Needs  
of PIN Population 15 MT

Average Subsidized Bread Package Weight N/Ag

Average Unsubsidized Bread Package Weight N/Ag

## Bakery Management

## Availability

● Always Available ● Fairly Available ● Not Available

### Bread



### Local Flour



### Imported Flour



### Yeast



### Fuel



## Support Status

Never Received Support 1 (100%)  
Used to Receive Support 0 (0%)  
Currently Receive Support 0 (0%)

Type of Support

Rehabilitation 0%  
Operational Support 0%  
Flour 0%  
Yeast 0%

Source of Support

NGO LC AFAD  
0 0 0  
0 0 0  
0 0 0  
0 0 0

## Source and Price of Flour

Imported Flour  
360-360 \$/MT  
0%

Local Flour  
365-365 \$/MT  
0%

Trader 100%  
Mill 0%  
LC 0%  
NGO 0%  
AFAD 0%

0%  
0%  
0%  
0%  
0%



MILLS

N/A



MILLS SOURCE OF WHEAT

N/A



SILOS

0



SILOS SOURCE OF WHEAT N/A

## Mills Status

## Milling Capacity

## Silos Status

## Needed Support for Silos

● Non-Operational N/A 0%  
● Operational N/A

### Functionality

● Full N/A (0%)  
● Partial N/A (0%)

### Reasons for Limited Functionality

N/A

### Ownership

● Public N/A (0%)  
● Private N/A (0%)  
● Mix N/A (0%)

N/A

N/A

Maximum Capacity N/A MT  
Current Capacity N/A MT

Production  
Functionality N/A%

## Market Actors Supplied by Mills

Bakeries Supplied N/A  
Traders Supplied N/A

● Non-Operational 0 0%  
● Operational 0

### Functionality

● Full 0 (0%)  
● Partial 0 (N/A%)

### Ownership

● Public N/A (0%)  
● Private N/A (0%)

Reasons for Non-  
Operation N/A

Building Rehabilitation N/A  
Machine Rehabilitation N/A  
Estimated Cost of Machines  
and Rehabilitation \$ N/A

## Silos Capacity

Silos Maximum  
Storage Capacity 0 MT